



US00D932577S

(12) **United States Design Patent** (10) **Patent No.:** **US D932,577 S**
Gardner et al. (45) **Date of Patent:** **** Oct. 5, 2021**

(54) **WATERPARK FLOAT**

- (71) Applicant: **The Entertainment Group LLC**,
Redmond, WA (US)
- (72) Inventors: **Samuel T. Gardner**, Issaquah, WA
(US); **Patrick W. Panakos**, Belle Isle,
FL (US)
- (73) Assignee: **The Entertainment Group, LLC**,
Redmond, WA (US)
- (**) Term: **15 Years**
- (21) Appl. No.: **29/624,790**
- (22) Filed: **Nov. 3, 2017**
- (51) **LOC (13) Cl.** **21-02**
- (52) **U.S. Cl.**
USPC **D21/803**
- (58) **Field of Classification Search**
USPC D21/646, 769-771, 778, 792, 801,
D21/803-810, 814, 818-819
CPC .. A41D 13/0518; A63B 2208/03; B63B 21/66
See application file for complete search history.

(56) **References Cited**

U.S. PATENT DOCUMENTS

2,620,185	A *	12/1952	Harding	A63G 21/00 482/35
4,343,464	A *	8/1982	Dose	A63G 21/00 190/1
D340,101	S *	10/1993	Ingold	D21/818
D340,965	S *	11/1993	Lee	D21/818
D375,537	S *	11/1996	Lenihan	D21/826
D398,087	S *	9/1998	Pritzker	D30/118
D418,188	S *	12/1999	McLane	D21/814
D451,568	S *	12/2001	Gordon	D21/801
D514,652	S *	2/2006	Auberger	D21/818
D539,066	S *	3/2007	Coquillet	D6/601
D640,330	S *	6/2011	Beauregard	D21/565
D716,897	S *	11/2014	Anastasia	D21/811
9,084,704	B2 *	7/2015	Oberst	A61G 7/075

OTHER PUBLICATIONS

Yard Hen Plan: Published Dec. 12, 2015 [online], site visited Mar. 20, 2020. Available from Internet URL: <http://coopbackyard.blogspot.com/2015/12/next-how-to-build-chicken-coop-ramp.html> (Year: 2015).*

Gardner et al, "Central Park", "U.S. Appl. No. 29/624,786 filed Nov. 3, 2017", pp. 1-6, Published in: US.

Gardner et al, "Figure 8", "U.S. Appl. No. 29/624,799, filed Nov. 3, 2017", pp. 1-12, Published in: US.

Gardner et al, "Overpass", "U.S. Appl. No. 29/624,794, filed Nov. 3, 2017", pp. 1-5, Published in: US.

Gardner et al, "Start Base-Step", "U.S. Appl. No. 29/624,788, filed Nov. 3, 2017", pp. 1-10, Published in: US.

Gardner et al, "Tower", "U.S. Appl. No. 29/624,796 filed Nov. 3, 2017", pp. 1-10, Published in: US.

* cited by examiner

Primary Examiner — Michael C Stout
Assistant Examiner — Melvin L Davis

(74) *Attorney, Agent, or Firm* — Fogg & Powers LLC

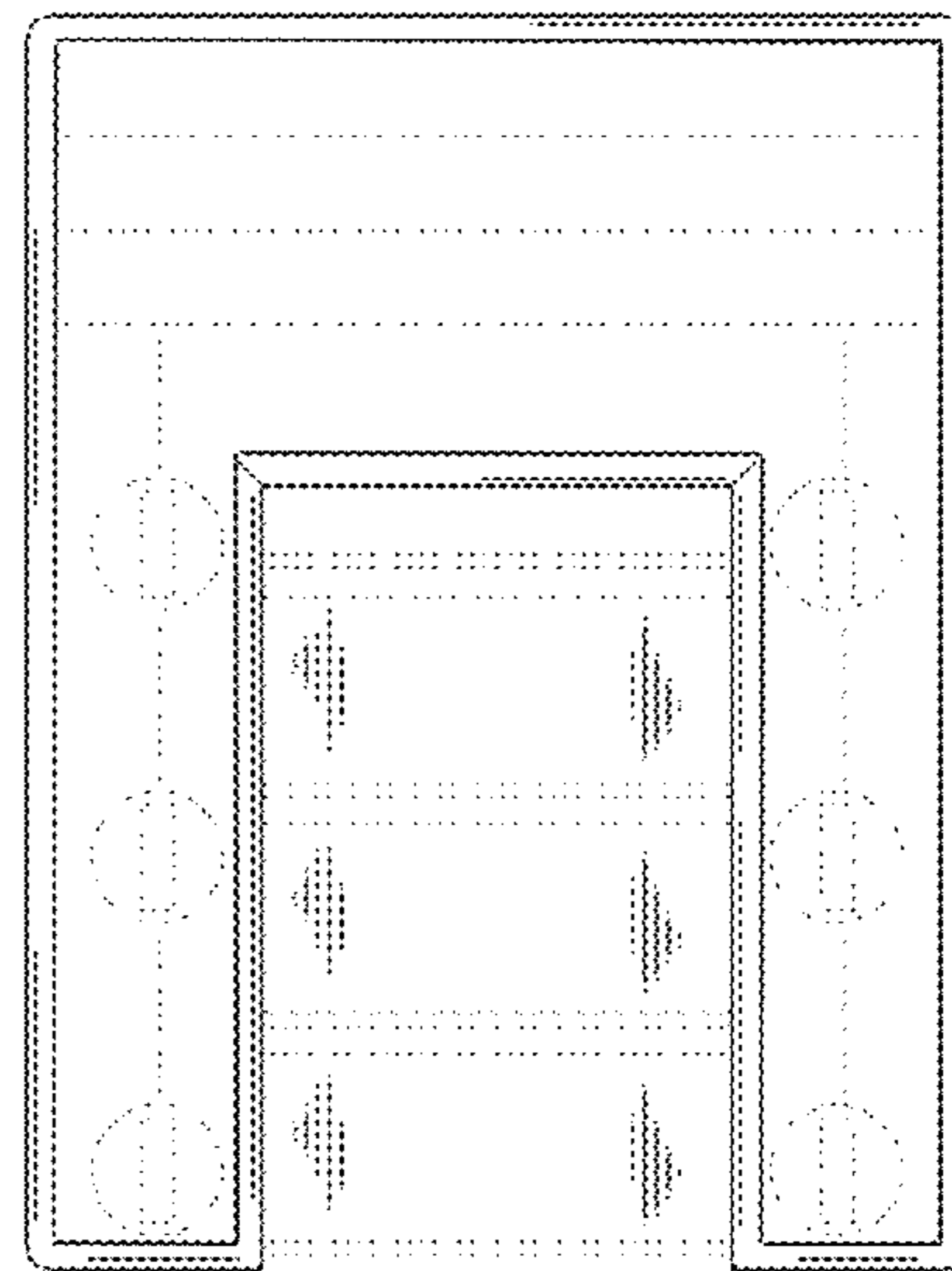
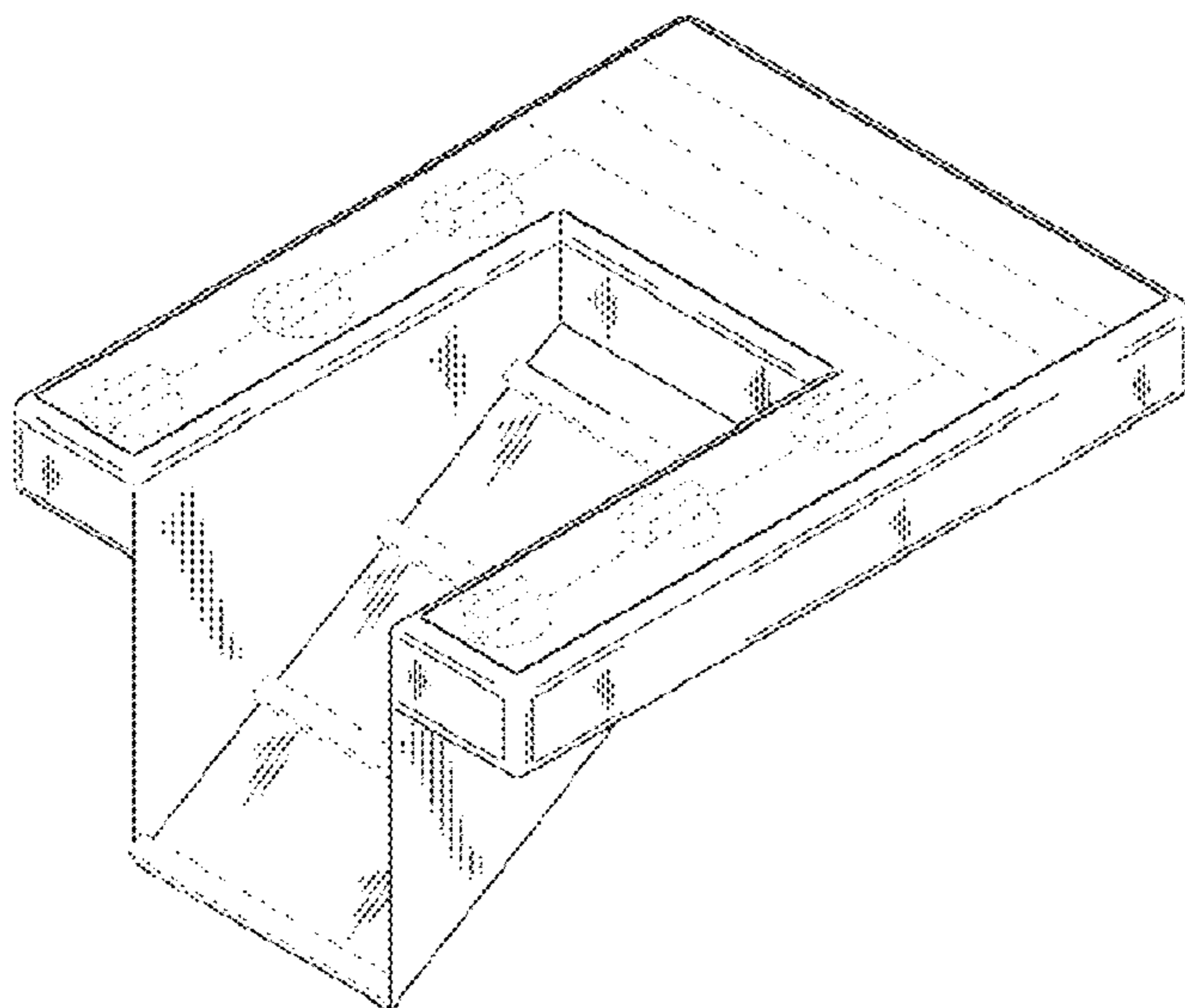
(57) **CLAIM**

The ornamental design for a waterpark float, as shown and described.

DESCRIPTION

FIG. 1 is a front perspective view of the waterpark float.
 FIG. 2 is a top view of the waterpark float.
 FIG. 3 is a bottom view of the waterpark float.
 FIG. 4 is a side view of the waterpark float.
 FIG. 5 is another side view of the waterpark float.
 FIG. 6 is a front view of the waterpark float; and,
 FIG. 7 is rear view of the waterpark float.
 The broken-line features of the waterpark float in FIGS. 1-2 and 4-7, and the broken-outlined bottom of the waterpark float in FIG. 3, are included to illustrate environment but form no part of the claimed design.

1 Claim, 5 Drawing Sheets



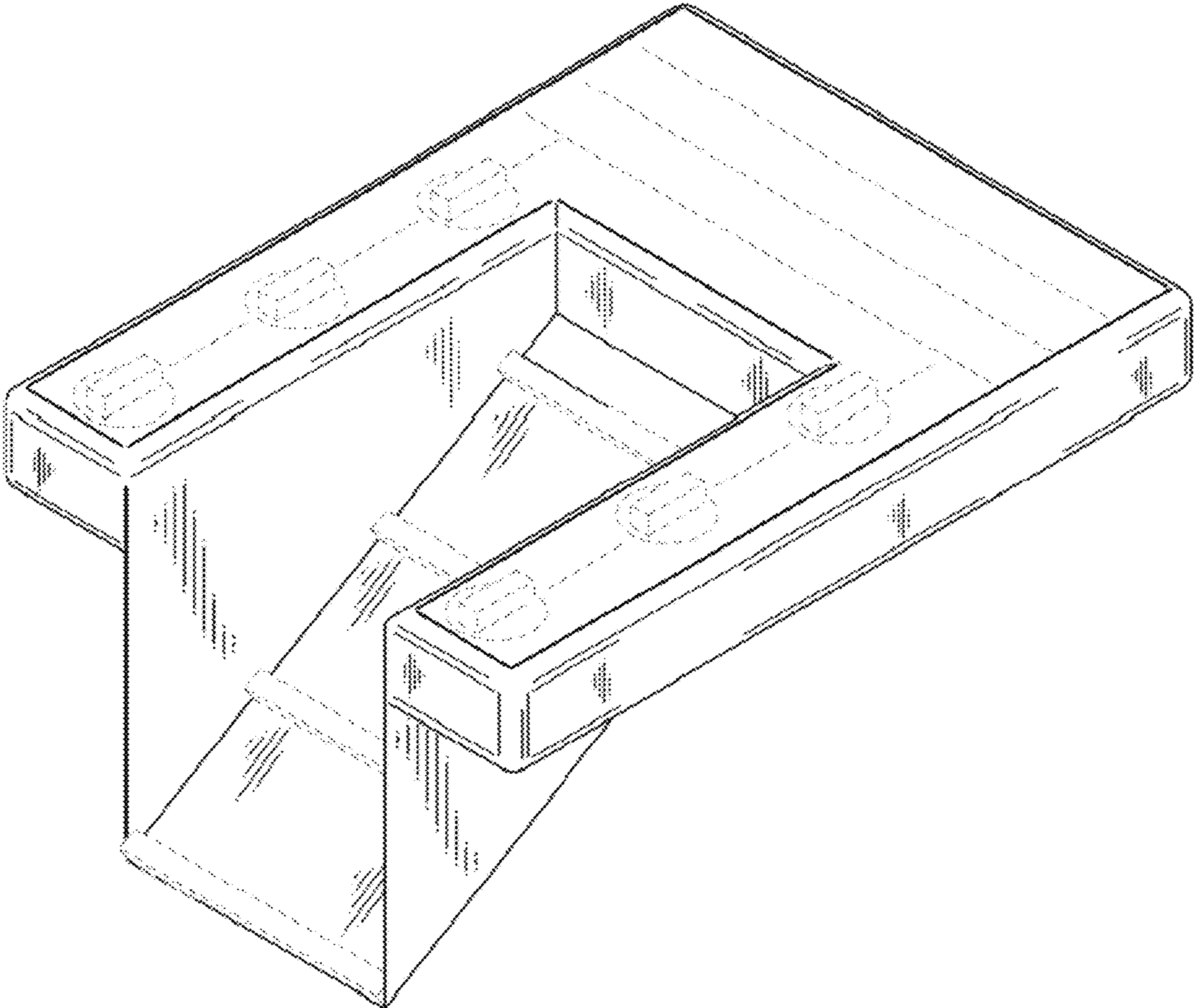


FIG. 1

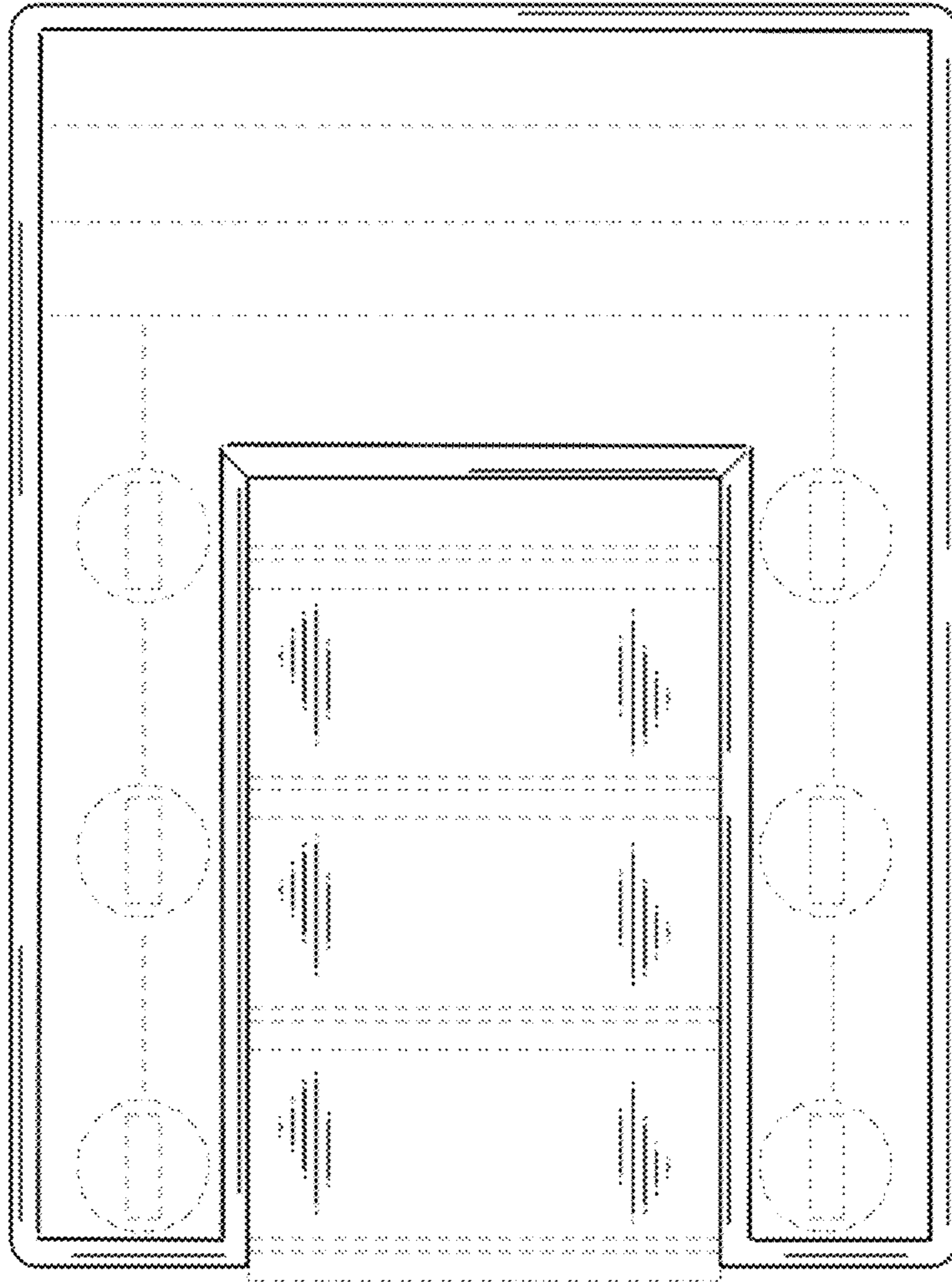


FIG. 2




FIG. 3

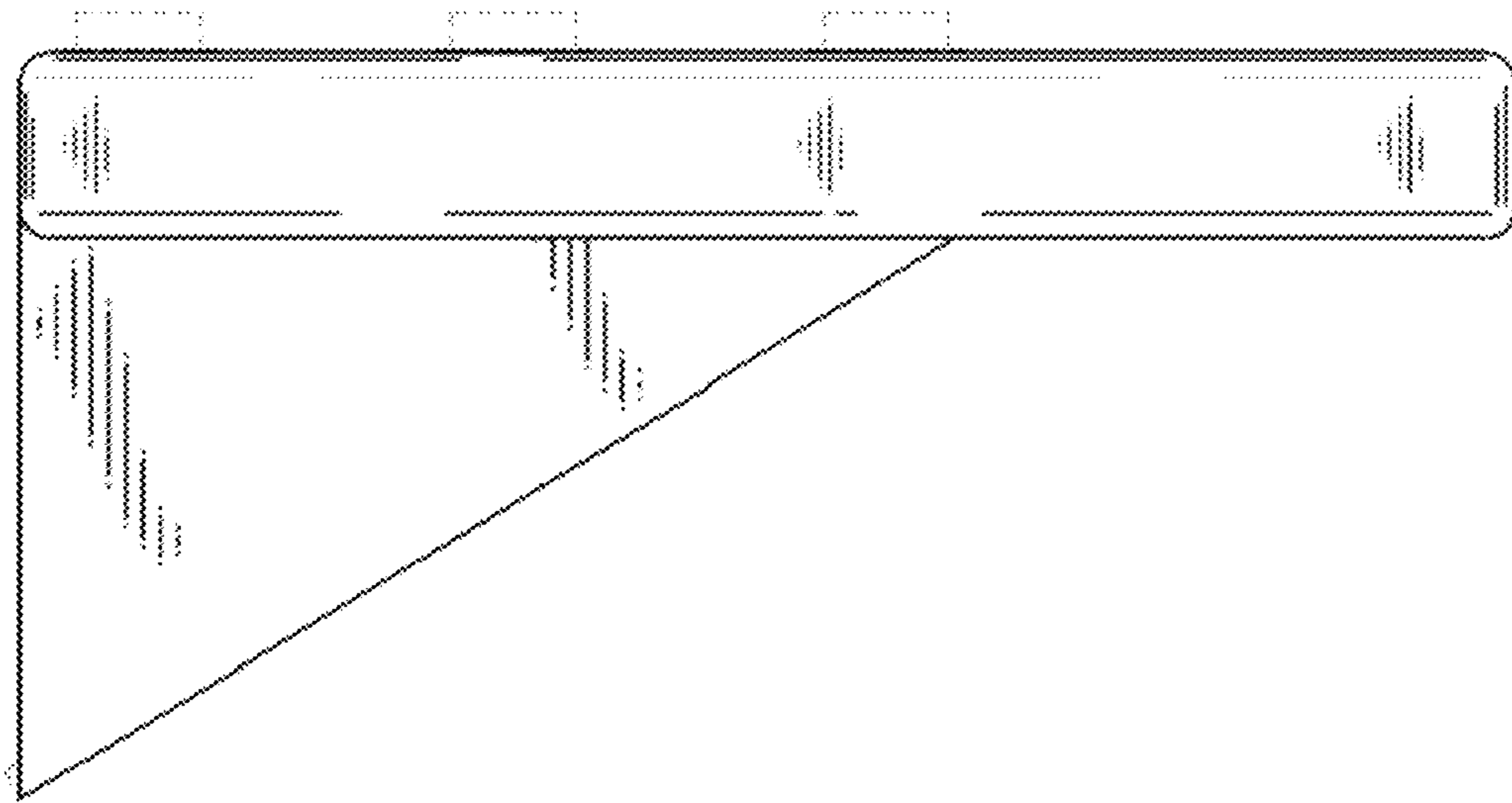


FIG. 4

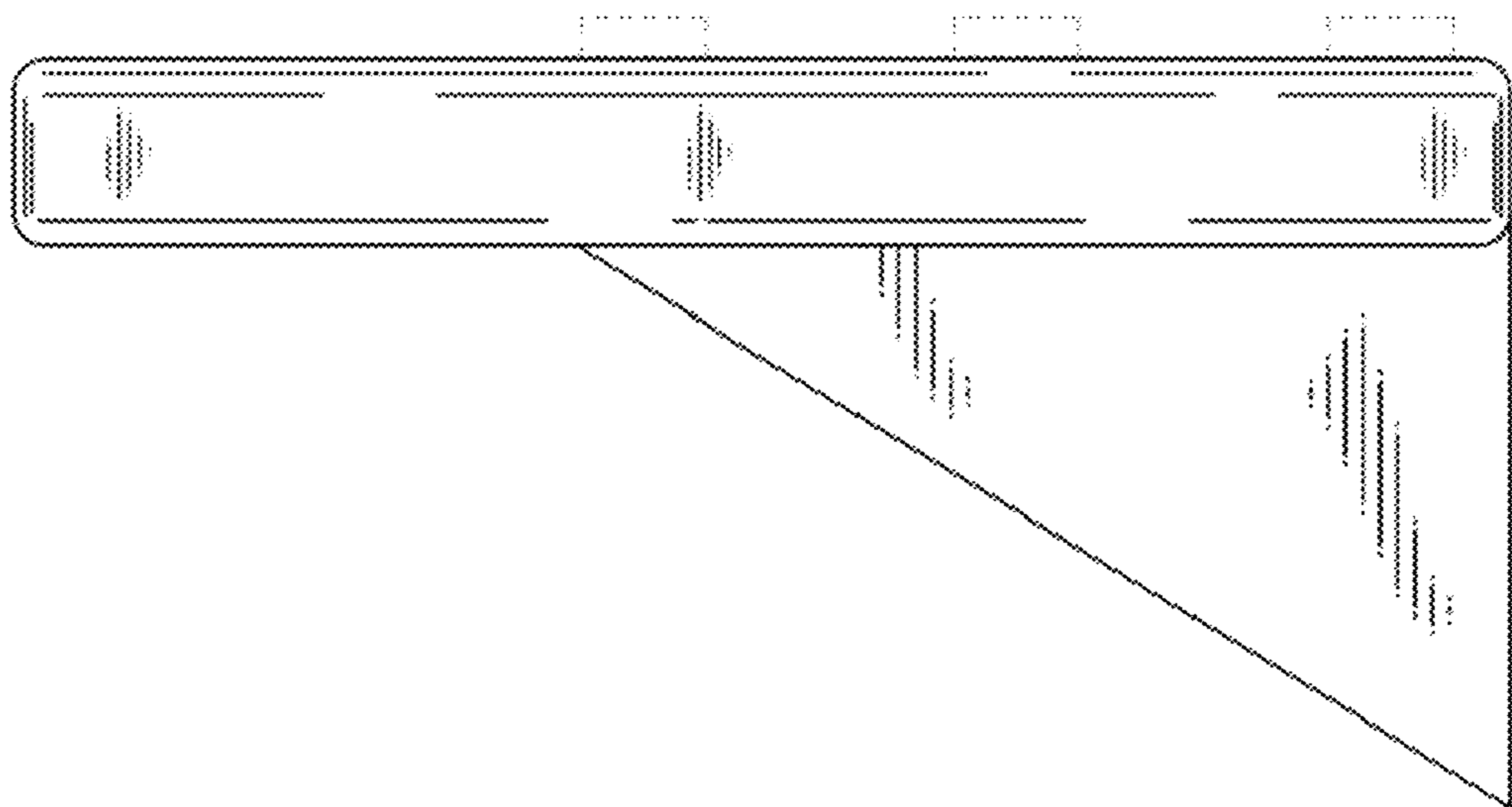


FIG. 5

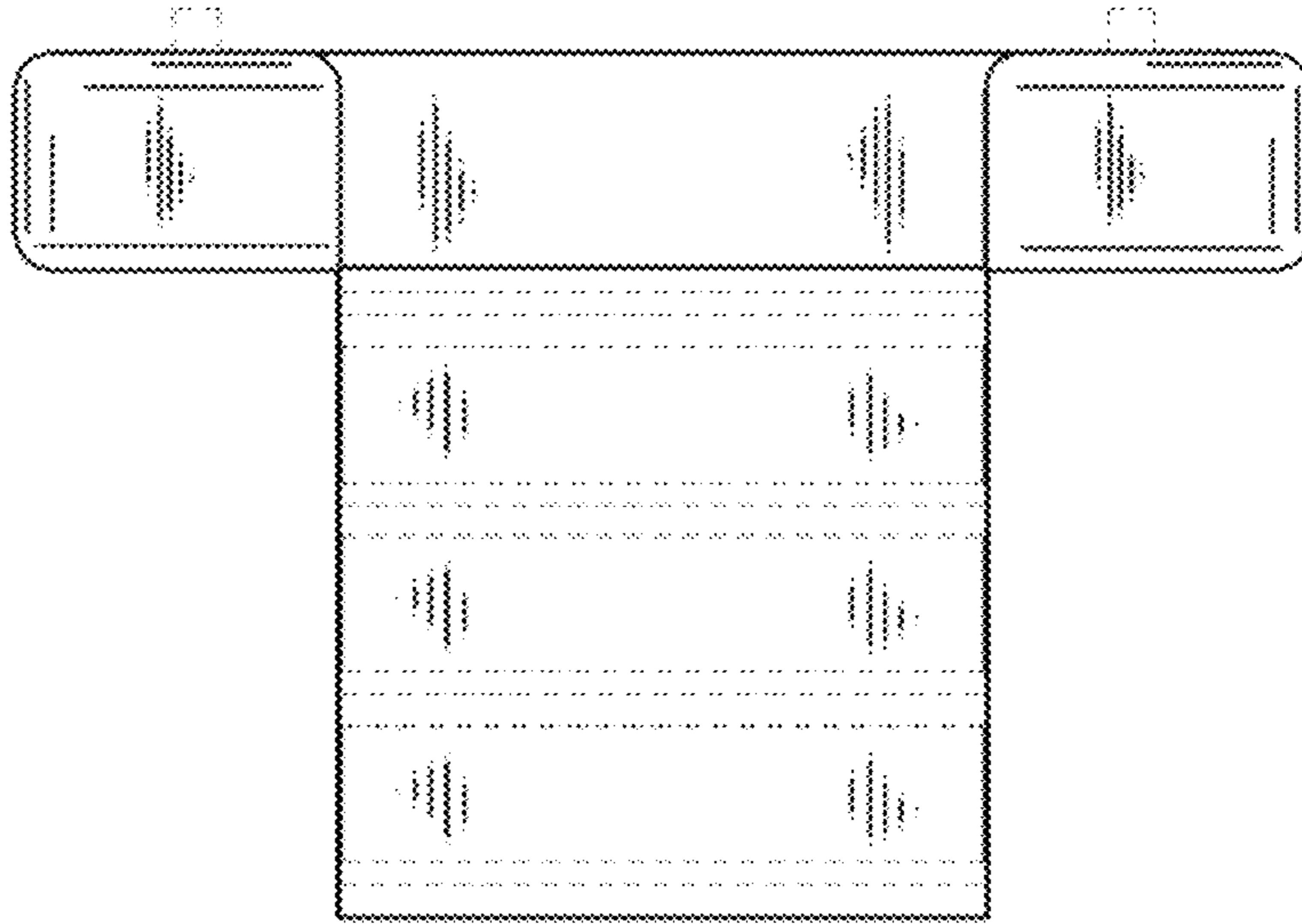


FIG. 6

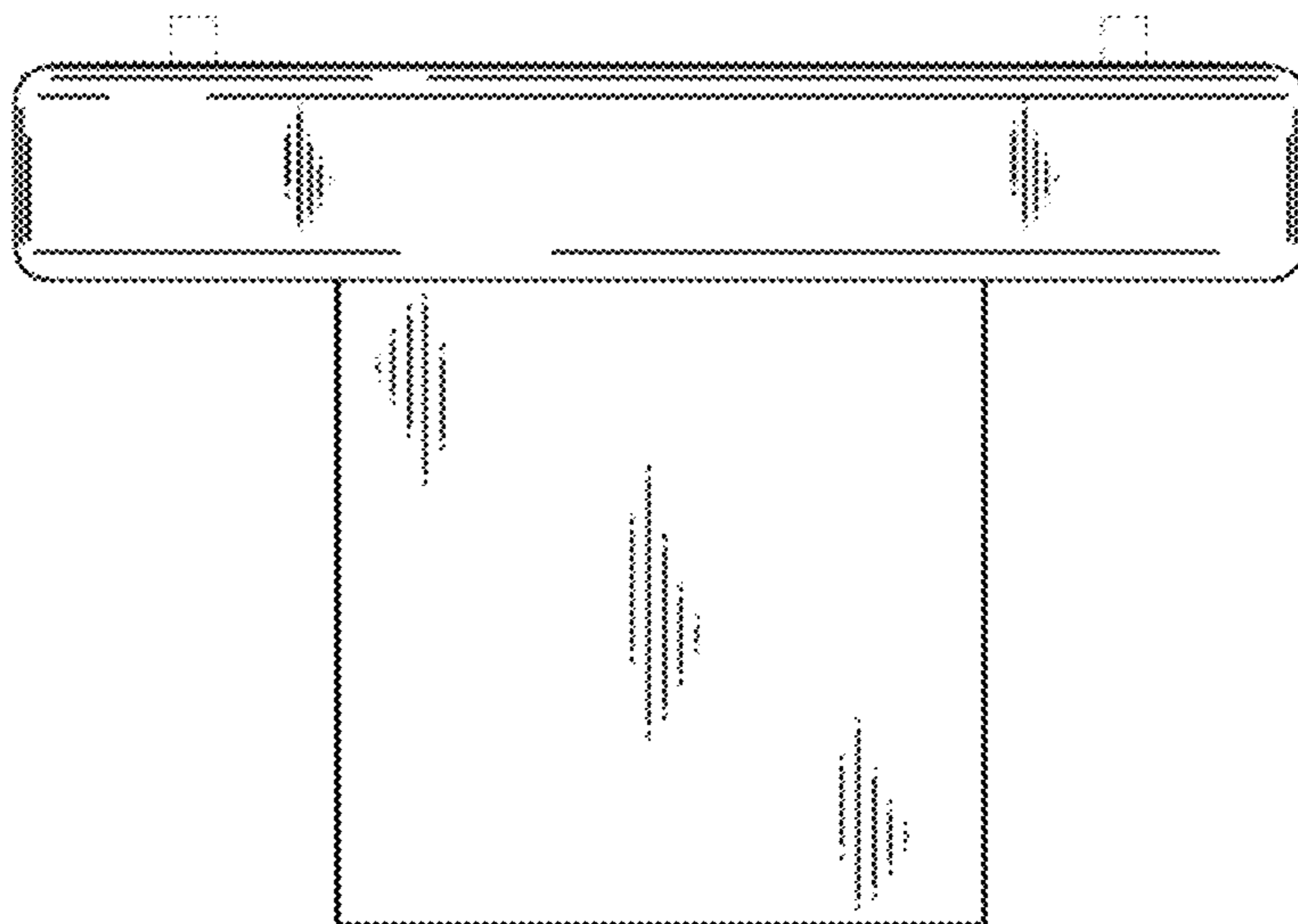


FIG. 7