



US00D932575S

(12) **United States Design Patent**
Chism

(10) **Patent No.:** **US D932,575 S**

(45) **Date of Patent:** **** Oct. 5, 2021**

- (54) **GOLF BALL DETECTOR**
- (71) Applicant: **Larry W. Chism**, Dallas, TX (US)
- (72) Inventor: **Larry W. Chism**, Dallas, TX (US)
- (**) Term: **15 Years**
- (21) Appl. No.: **29/697,601**
- (22) Filed: **Jul. 10, 2019**
- (51) **LOC (13) Cl.** **21-02**
- (52) **U.S. Cl.**
USPC **D21/789**
- (58) **Field of Classification Search**
USPC D21/789; D9/702, 711; D10/104.1;
D3/257
CPC A63B 24/00; A63B 24/0021
See application file for complete search history.

- D422,234 S * 4/2000 Artuz, Jr. D10/104.1
- D438,376 S * 3/2001 Marshall D3/257
- D442,645 S * 5/2001 Newcomb D21/398
- 6,443,327 B1 * 9/2002 Chen A47F 1/08
206/315.9
- 6,620,057 B1 * 9/2003 Pirritano A63B 24/0021
342/51
- D488,847 S * 4/2004 Miller D21/789
- D530,766 S * 10/2006 Savarese D21/789
- D538,872 S * 3/2007 Machado D10/104.1
- 7,791,982 B2 9/2010 Karr
- 7,913,840 B2 * 3/2011 Kealy A63B 55/408
206/315.9
- D823,414 S * 7/2018 Sangiovanni D21/789
- D920,823 S * 6/2021 Kim D10/104.1
- 2004/0014536 A1 1/2004 Kuesters
- 2004/0142766 A1 * 7/2004 Savarese A63B 24/0021
473/353
- 2005/0101411 A1 5/2005 Stiller et al.

* cited by examiner

Primary Examiner — Mitchell I. Siegel

(74) *Attorney, Agent, or Firm* — Suzanne Kikel, Patent Agent

(56) **References Cited**

U.S. PATENT DOCUMENTS

- 1,778,225 A * 10/1930 Morss A63B 55/20
206/315.9
- D322,995 S 1/1992 Clark
- 5,354,052 A * 10/1994 Nicholls A63B 57/357
473/192
- 5,423,549 A * 6/1995 Englmeier A63B 24/0021
473/353
- 5,662,533 A * 9/1997 Chadwell A63B 43/00
473/353
- 5,674,130 A 10/1997 Egan
- 5,772,090 A * 6/1998 Rodriguez A63B 57/20
224/251
- 5,820,484 A * 10/1998 Terry A63B 43/00
473/356
- D412,860 S * 8/1999 Maher D10/104.1
- D419,478 S * 1/2000 Kim D10/106.1
- 6,011,466 A * 1/2000 Goldman A63B 24/0021
340/384.7

(57) **CLAIM**

The ornamental design for a golf ball detector, as shown and described.

DESCRIPTION

FIG. 1 is a front elevational view of a golf ball detector, showing my new design.

FIG. 2 is a rear elevational view thereof.

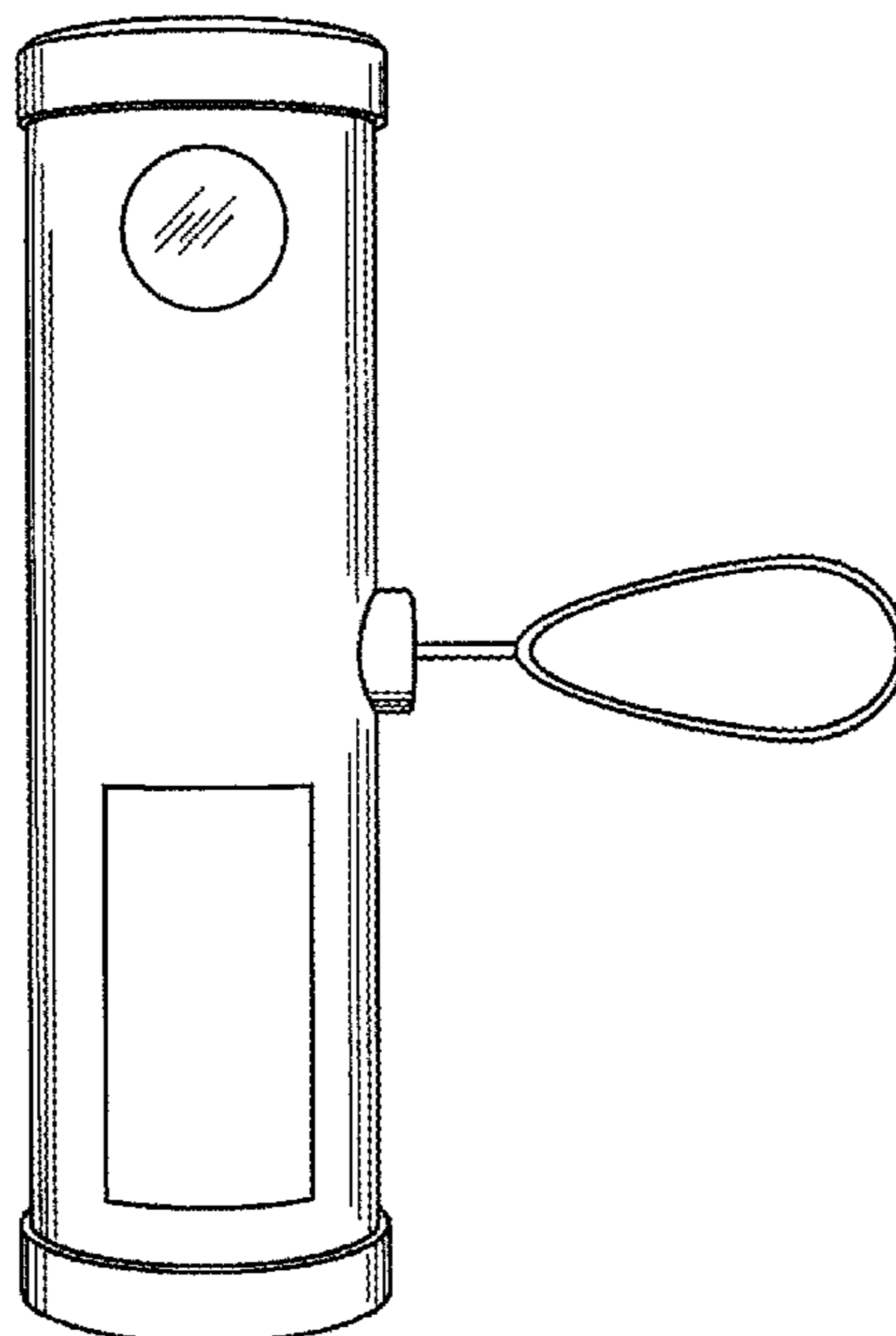
FIG. 3 is a right side elevational view thereof.

FIG. 4 is a left side elevational view thereof containing the letters "GBD".

FIG. 5 is a top plan view thereof; and,

FIG. 6 is a bottom plan view thereof.

1 Claim, 4 Drawing Sheets



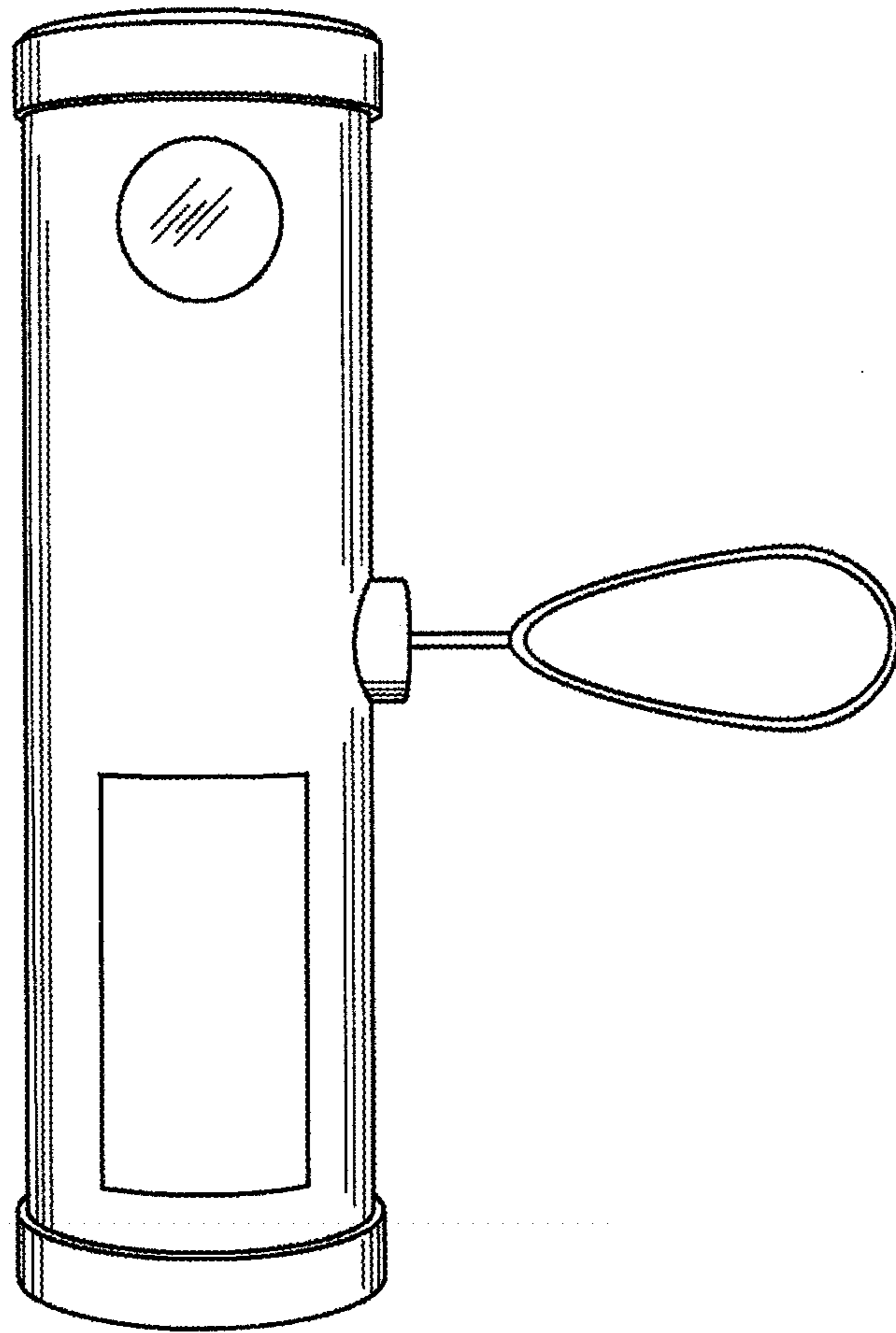


FIG. 1

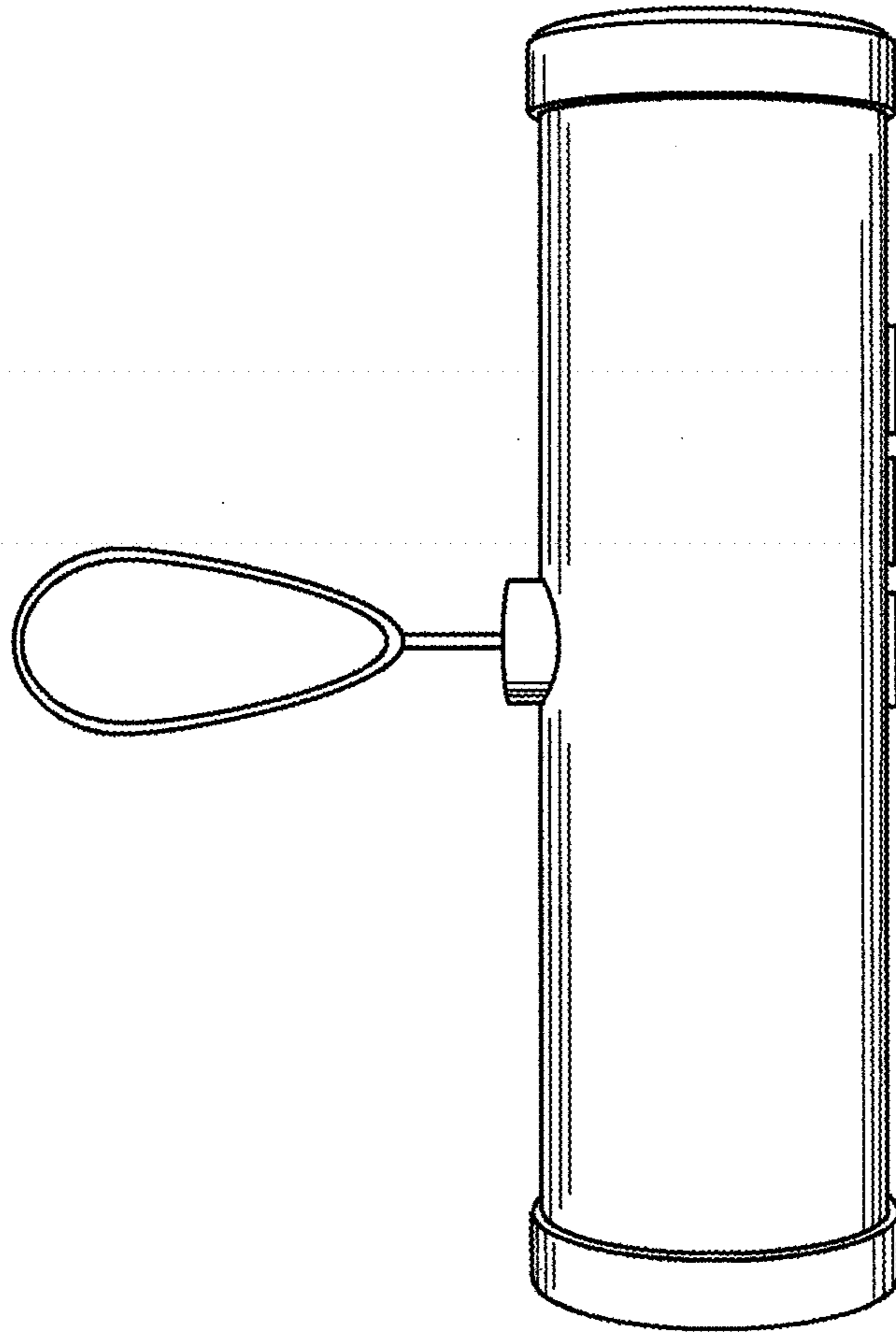


FIG. 2

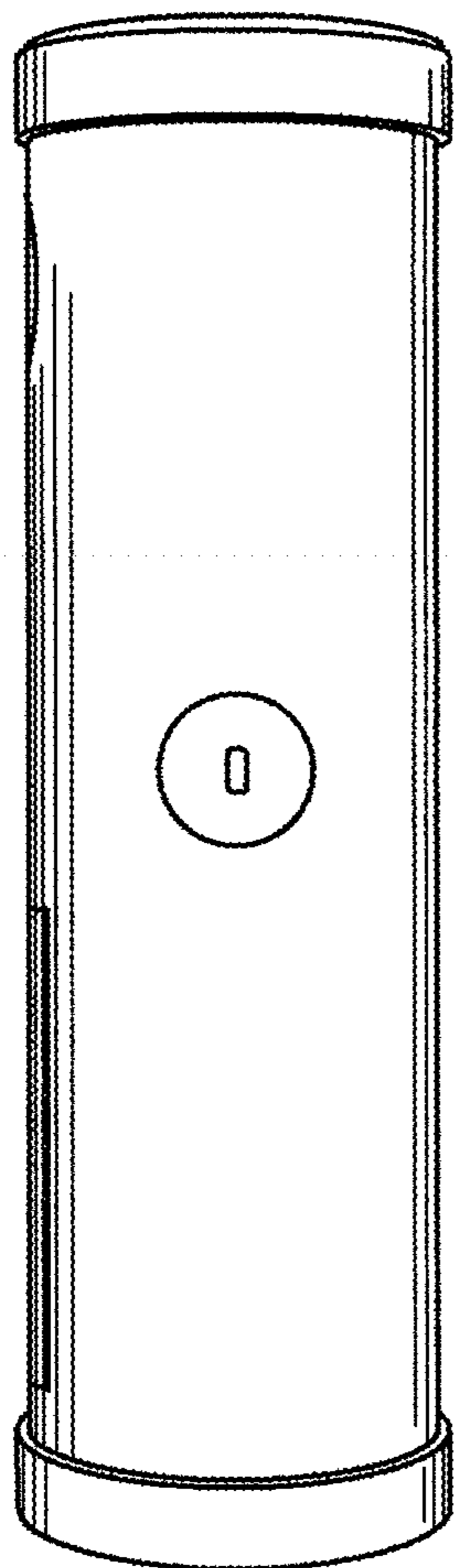


FIG. 3




FIG. 4

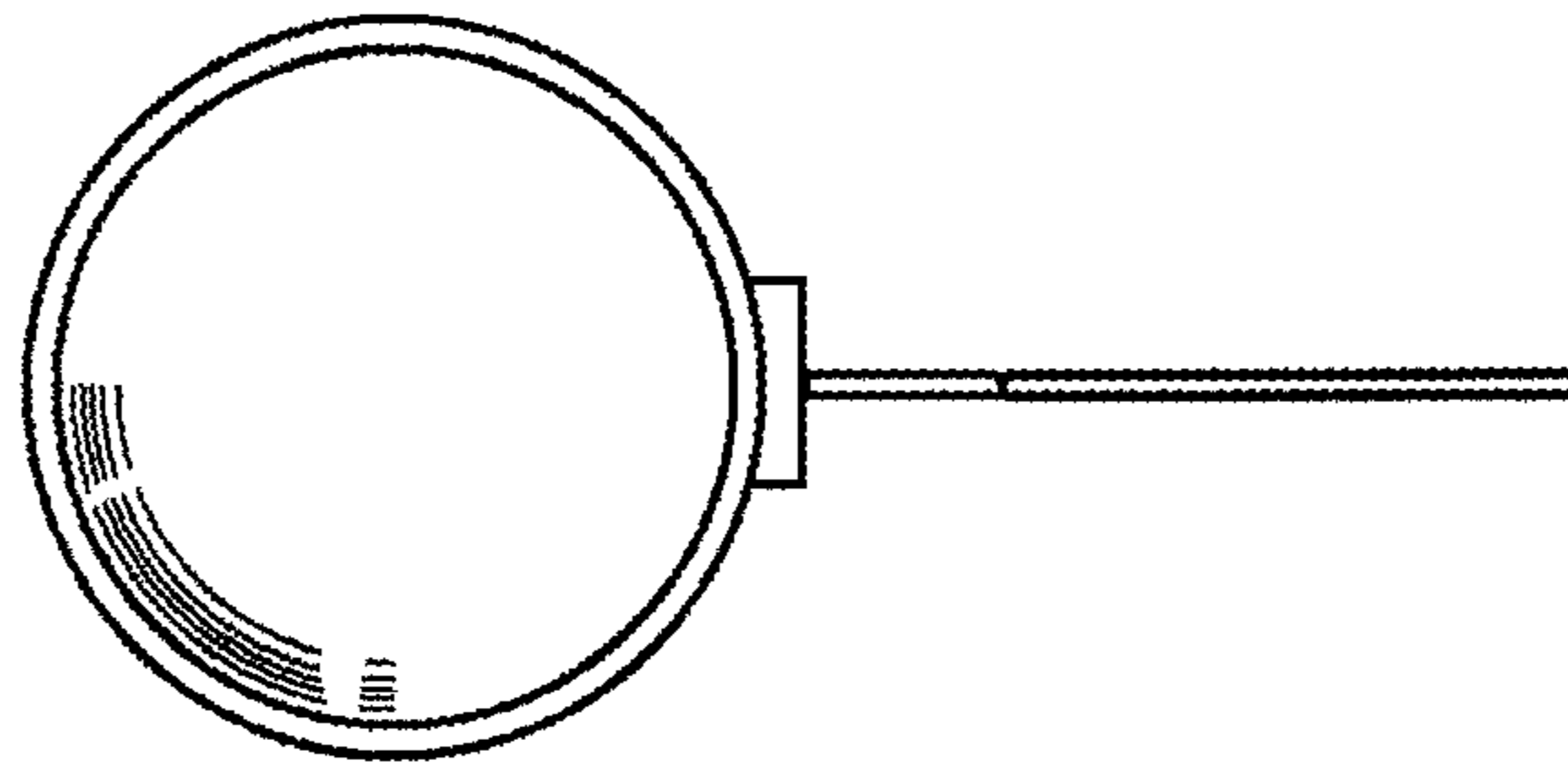


FIG. 5

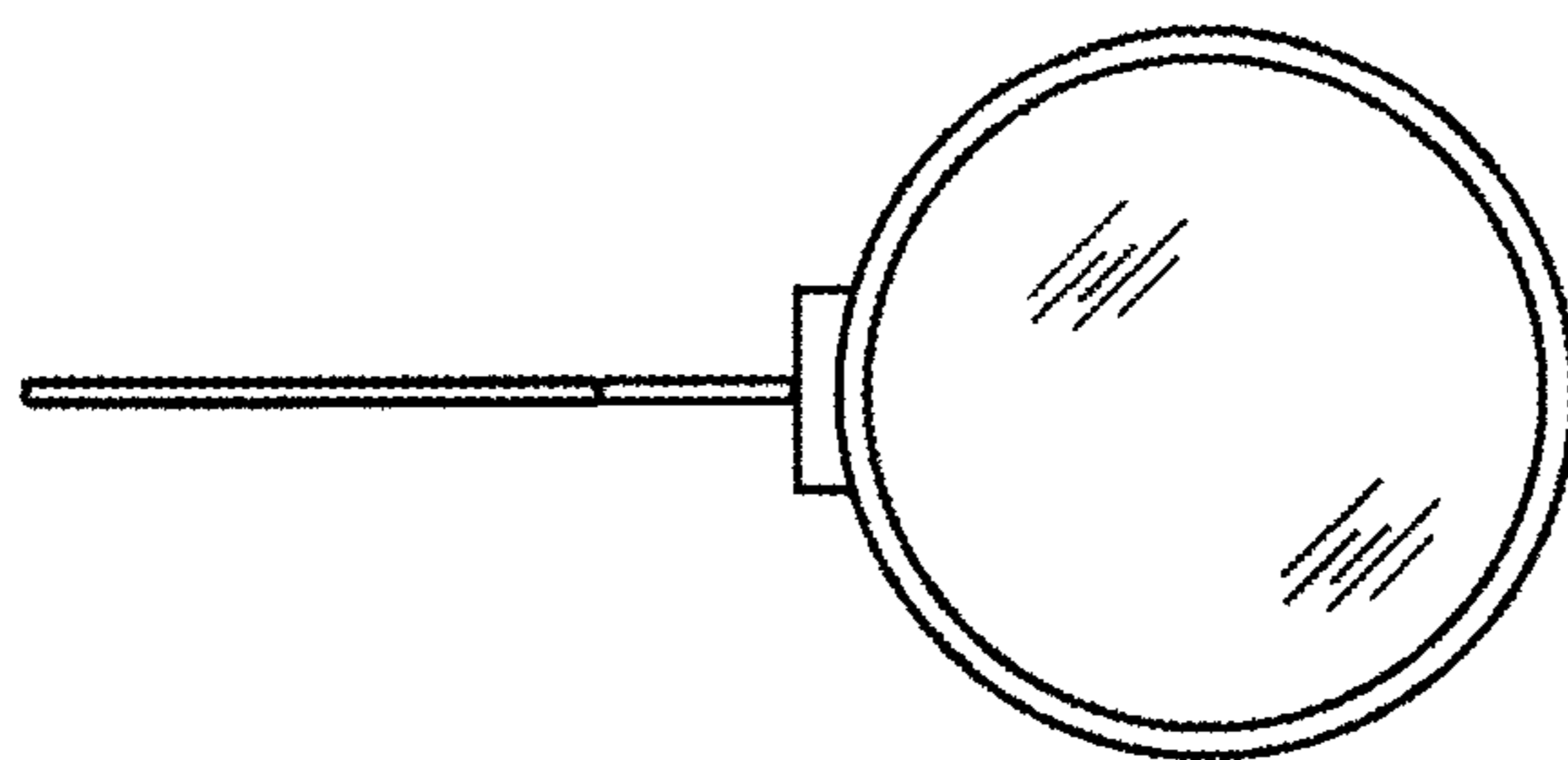


FIG. 6