



US00D932569S

(12) **United States Design Patent** (10) **Patent No.:** **US D932,569 S**
Joung et al. (45) **Date of Patent:** **** Oct. 5, 2021**

(54) **BAR FOR BODY TRAINING**

D655,356 S * 3/2012 Sandman D21/679
D748,744 S * 2/2016 Hansen D21/679
D748,745 S * 2/2016 Hansen D21/679

(71) Applicant: **LG ELECTRONICS INC.**, Seoul (KR)

(Continued)

(72) Inventors: **Joungyoung Joung**, Seoul (KR);
Meejeong(Jana) Kim, Seoul (KR);
Cheolwoong Shin, Seoul (KR);
Yeucheon Lee, Seoul (KR); **Juhwan Lee**, Seoul (KR)

FOREIGN PATENT DOCUMENTS

CN 201530231976 * 6/2015
CN 201830589001.3 * 10/2018
JP 2000079155 A * 3/2000

(73) Assignee: **LG ELECTRONICS INC.**, Seoul (KR)

OTHER PUBLICATIONS

Yaheetech barbell, announced 2015 [online], [site visited May 3, 2021]. Available on internet, URL: https://www.amazon.com/Yaheetech-Olympic-Barbell-Weight-Workout/dp/B0172TT6ZQ/ref=pd_di_scai_3?pd_rd_w=NQdGI&pf_rd_p=c9443270-b914-4430-a90b-72e3e7e784e0&pf_rd_r=ND73NDSQRPFRCMT86R5&pd_rd_r=4309196e-44ba-4c54-8f4f-78acddb41e53&pd_rd_wg=geWp7&pd_rd_i=B0172TT6ZQ&psc=1 (Year: 2015).*

(Continued)

(**) Term: **15 Years**

Primary Examiner — Khawaja Anwar

(21) Appl. No.: **29/723,080**

Assistant Examiner — Julice Seung Eun Oum

(22) Filed: **Feb. 4, 2020**

(74) *Attorney, Agent, or Firm* — Birch, Stewart, Kolasch & Birch LLP

(30) **Foreign Application Priority Data**

Aug. 8, 2019 (KR) 30-2019-0037885

(51) **LOC (13) Cl.** **21-02**

(52) **U.S. Cl.**
USPC **D21/679**

(58) **Field of Classification Search**
USPC D21/687, 686, 669, 673, 679, 690, 691,
D21/692, 694, 676, 674, 670, 663, 662,
D21/423, 695, 682, 677, 688, 683, 684,
D21/685, 665, 839, 470, 386, 801, 400,
D21/675; D20/21; D7/682; D17/22;
D30/160; D8/354, 363, 367, 373, 376
See application file for complete search history.

(57) **CLAIM**

The ornamental design for a bar for body training, as shown and described.

DESCRIPTION

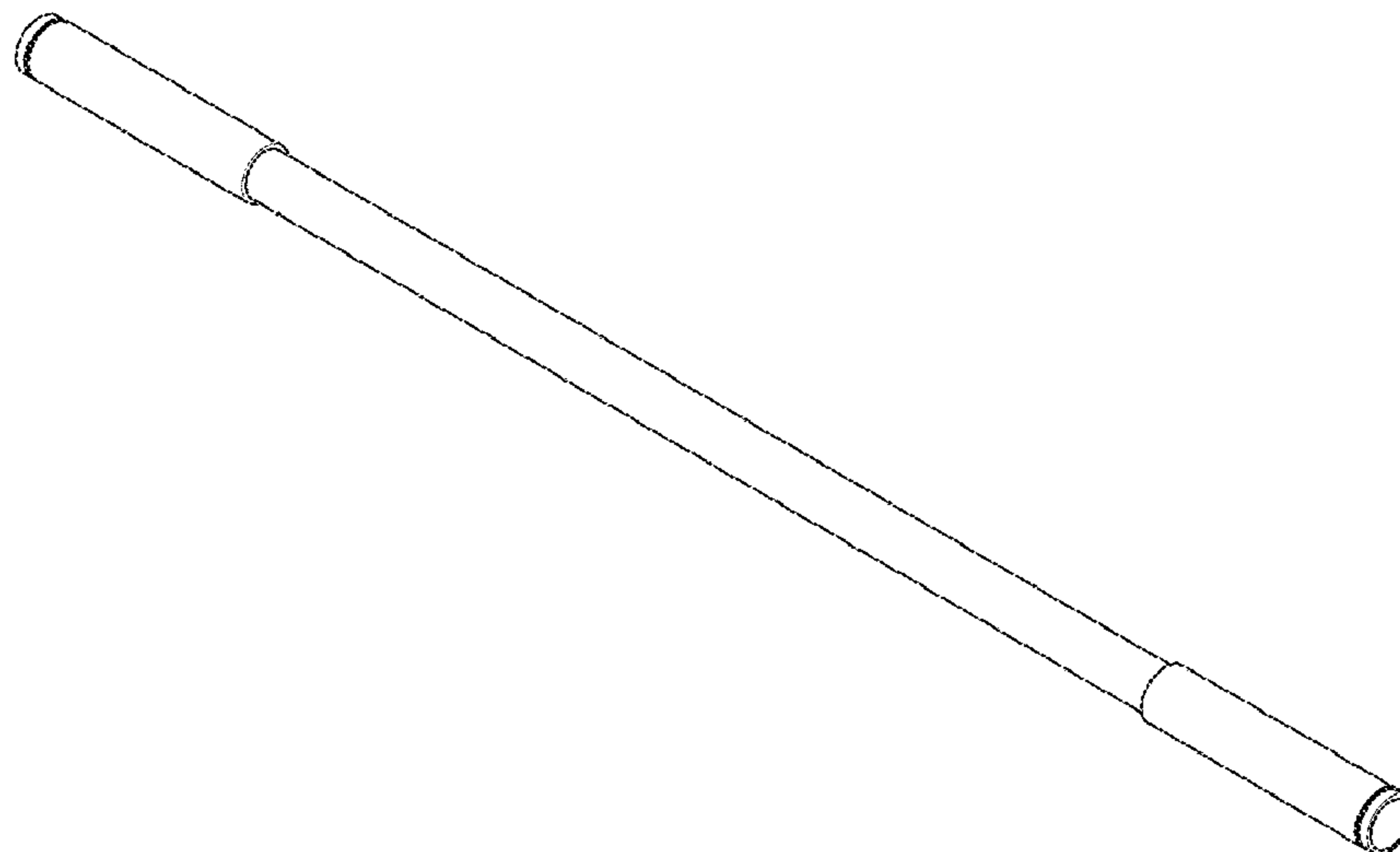
FIG. 1 is a front, right side, perspective view of a bar for body training mat showing our new design;
FIG. 2 is a front view thereof;
FIG. 3 is a rear view thereof;
FIG. 4 is a left side view thereof;
FIG. 5 is a right side view thereof;
FIG. 6 is a top view thereof;
FIG. 7 is a bottom view thereof; and,
FIG. 8 is an additional view.

1 Claim, 3 Drawing Sheets

(56) **References Cited**

U.S. PATENT DOCUMENTS

D385,604 S * 10/1997 Moore D21/679
5,820,531 A * 10/1998 Choi A63B 21/072
482/93
D561,274 S * 2/2008 Turner D21/679
D583,883 S * 12/2008 Thomas D21/679
D633,155 S * 2/2011 Brun D21/679



(56)

References Cited

U.S. PATENT DOCUMENTS

9,623,276	B1 *	4/2017	Deras	A63B 21/0724
D842,940	S *	3/2019	Harden	D21/679
D843,524	S *	3/2019	Henniger	D21/694
D894,416	S *	8/2020	French	D24/214
D902,834	S *	11/2020	Kern	D12/406
2014/0336019	A1 *	11/2014	Villella	A63B 21/0724 482/106
2021/0001164	A1 *	1/2021	Garcia	A63B 21/0724
2021/0016128	A1 *	1/2021	Aguilar Quintana	A63B 21/0728

OTHER PUBLICATIONS

CAP barbell, announced 2018 [online], [site visited May 3, 2021]. Available on internet, URL:https://www.amazon.com/CAP-Barbell-Black-Olympic-Chrome/dp/B07FHPPM8/ref=sr_1_12?dchild=1&keywords=barbell&qid=1619655230&sr=8-12 (Year: 2018).*

National hardware stainless steel rod, announced 2009 [online], [site visited May 3, 2021]. Available on internet, URL: Amazon.com: National Hardware N347-971 4011BC Smooth Rod in Stainless Steel: Home Improvement (Year: 2009).*

* cited by examiner

FIG. 1

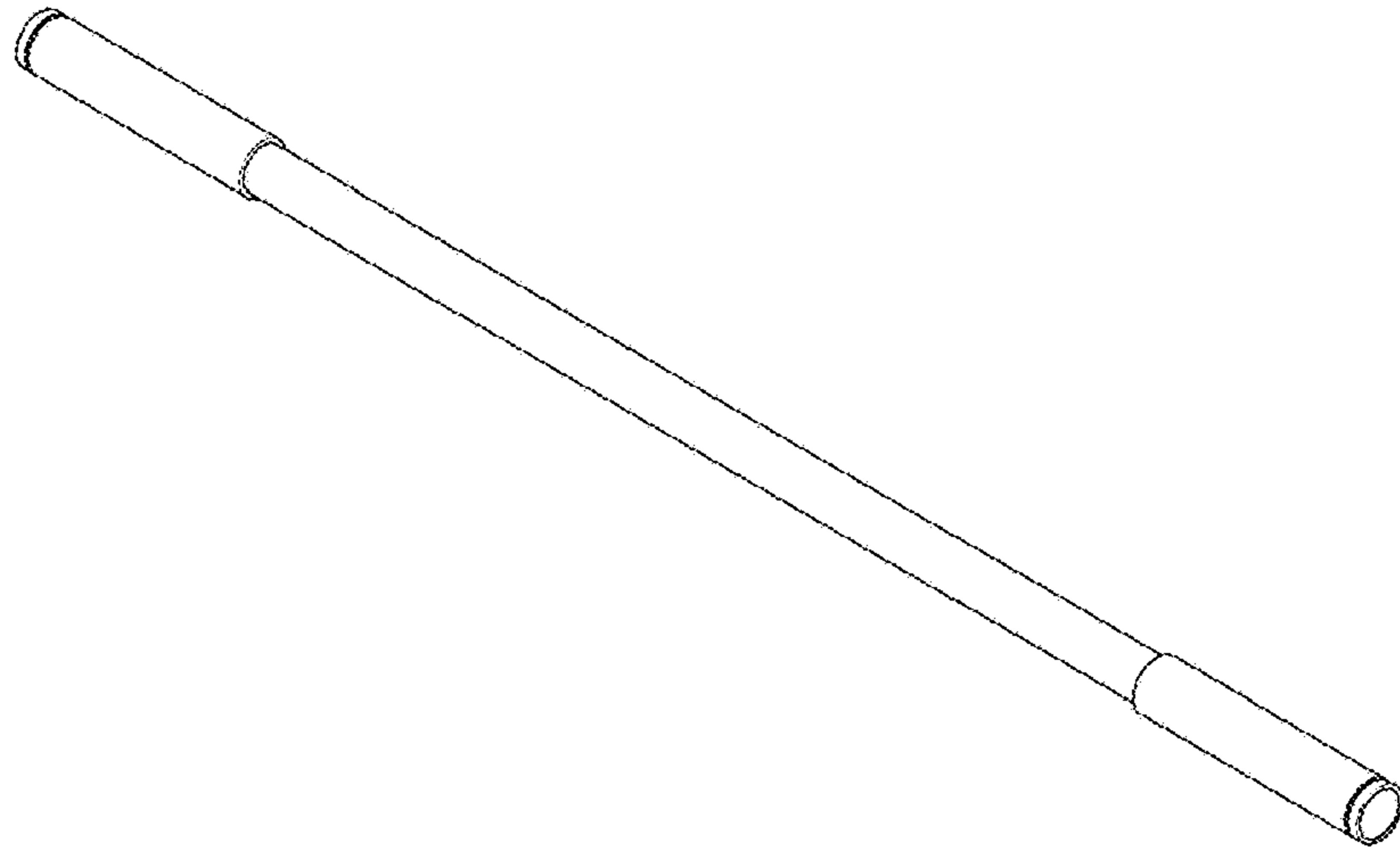


FIG. 2




FIG. 3

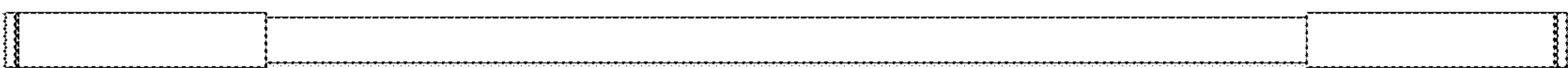


FIG. 4



FIG. 5



FIG. 6




FIG. 7




FIG. 8

