



US00D932553S

(12) **United States Design Patent**
Morisawa

(10) **Patent No.:** **US D932,553 S**

(45) **Date of Patent:** **** *Oct. 5, 2021**

(54) **COVER FOR ELECTRONIC DEVICE**

(71) Applicant: **SONY INTERACTIVE ENTERTAINMENT INC.**, Tokyo (JP)

(72) Inventor: **Yujin Morisawa**, Tokyo (JP)

(73) Assignee: **SONY INTERACTIVE ENTERTAINMENT INC.**, Tokyo (JP)

(*) Notice: This patent is subject to a terminal disclaimer.

(**) Term: **15 Years**

(21) Appl. No.: **29/757,566**

(22) Filed: **Nov. 6, 2020**

(30) **Foreign Application Priority Data**

May 22, 2020 (JP) 2020-010088

(51) **LOC (13) Cl.** **21-01**

(52) **U.S. Cl.**
USPC **D21/333**

(58) **Field of Classification Search**
USPC D21/324, 330, 332, 333; D14/203.2, D14/240, 250, 299, 356, 496, 502, 505, D14/506; D13/168, 184; D11/7, 9, 22, D11/28, 40, 86; D26/26, 21, 23, 71, 72, D26/85, 109, 113, 118, 120, 140, 142
(Continued)

(56) **References Cited**

U.S. PATENT DOCUMENTS

D362,869 S 10/1995 Oikawa
D430,339 S * 8/2000 Reo D26/118
(Continued)

FOREIGN PATENT DOCUMENTS

CN 3562566 9/2006
CN 300818831 8/2008
(Continued)

OTHER PUBLICATIONS

Skin cover for PS5 Console, posted Mar. 3, 2021 [Online],[Retrieved Apr. 21, 2021], retrieved from internet:<https://www.amazon.com/Replacement-Anti-Scratch-Protective-Playstation-Accessories/dp/B08XXCYXB6?th=1>.*

Primary Examiner — Sandra Snapp
Assistant Examiner — Mehri Bajoul

(74) *Attorney, Agent, or Firm* — Paratus Law Group, PLLC

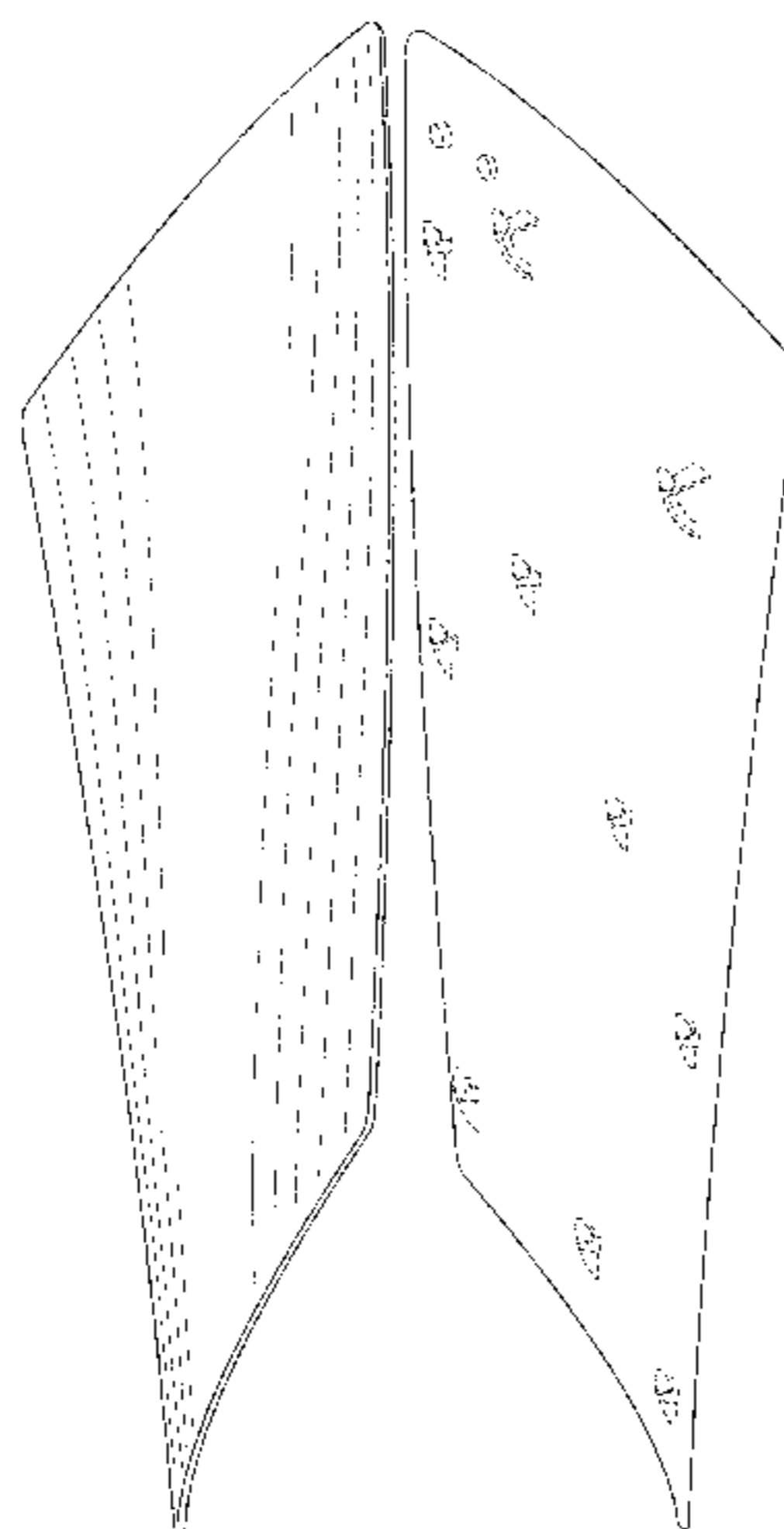
(57) **CLAIM**

The ornamental design for a cover for electronic device, as shown and described.

DESCRIPTION

FIG. 1 is a perspective view of front, bottom and right side of a cover for electronic device showing my new design; FIG. 2 is a perspective view of front, bottom and left side thereof; FIG. 3 is a perspective view of rear, top and left side thereof; FIG. 4 is a perspective view of rear, bottom and left side thereof; FIG. 5 is a front view thereof; FIG. 6 is a rear view thereof; FIG. 7 is a left side view thereof; FIG. 8 is a right side view thereof; FIG. 9 is a top view thereof; FIG. 10 is a bottom view thereof; and, FIG. 11 is a perspective view showing the claimed design in its environment of use. The broken lines in FIGS. 3, 4, and 6-10 depict portions of the cover for electronic device that form no part of the claim. The broken lines in FIG. 11 illustrate environmental structure and form no part of the claimed design.

1 Claim, 7 Drawing Sheets



- (58) **Field of Classification Search**
 CPC A63F 13/24; A63F 9/00; A63F 9/24; A63F
 11/00; A63F 13/00; A63F 13/02; A63F
 2300/00; G07F 17/00
 See application file for complete search history.

(56) **References Cited**

U.S. PATENT DOCUMENTS

D448,106 S * 9/2001 Lin D26/87
 D487,811 S * 3/2004 Stauffer D26/59
 D489,041 S 4/2004 Chen et al.
 D534,301 S * 12/2006 Roland D26/118
 D543,954 S 6/2007 Hayes et al.
 D543,955 S 6/2007 Hayes et al.
 D568,526 S * 5/2008 Chandler D26/85
 D582,598 S * 12/2008 Kramer D26/85
 D595,292 S 6/2009 Harden et al.
 D595,293 S 6/2009 Harden et al.
 D598,436 S * 8/2009 Tseng D14/240
 D598,597 S * 8/2009 Lu D26/68
 D601,746 S * 10/2009 Sabernig D26/120
 D611,462 S * 3/2010 McGuire D14/240
 D622,711 S * 8/2010 Landry D14/240
 D623,797 S * 9/2010 Boissevain D26/118
 D624,913 S 10/2010 Chen et al.
 D625,460 S * 10/2010 Boissevain D26/118
 D636,924 S * 4/2011 Cocksedge D26/118
 D638,425 S * 5/2011 Ikeda D14/358
 D646,014 S * 9/2011 Hsieh D26/118
 D662,251 S * 6/2012 Wauters D26/85
 D662,920 S * 7/2012 Neu D14/240
 D668,215 S * 10/2012 Lerner D13/102
 D671,100 S * 11/2012 Huang D14/242
 D685,945 S * 7/2013 Lindsley D26/85
 D686,206 S * 7/2013 Wu D14/358
 D687,817 S * 8/2013 Petersen D14/240
 D695,282 S 12/2013 Malasani et al.
 D697,901 S 1/2014 Gao et al.
 D698,967 S * 2/2014 Rangesh D26/71
 D711,040 S * 8/2014 Huang D26/120
 D717,284 S * 11/2014 Kurosawa D14/240
 D721,706 S * 1/2015 Rooyakkers D14/435
 D724,192 S * 3/2015 Meeker D23/366
 D732,010 S * 6/2015 Hsiau D14/240

D735,667 S * 8/2015 Mielnik D13/123
 D742,374 S * 11/2015 Terasawa D14/358
 D742,864 S * 11/2015 Kurosawa D14/240
 D749,065 S * 2/2016 Zetsu D14/242
 D765,066 S * 8/2016 Cowles D14/240
 D777,663 S * 1/2017 Von Holzhausen D13/103
 D795,962 S * 8/2017 Chatterjee D21/333
 D797,985 S * 9/2017 Perkins D26/118
 D798,904 S 10/2017 Jagers et al.
 D801,434 S 10/2017 Schoolmeester
 D805,130 S * 12/2017 Sparks D21/332
 D808,387 S 1/2018 Ootori
 D811,483 S 2/2018 Sumii
 D814,449 S * 4/2018 Kwak D14/240
 D815,075 S * 4/2018 Kwak D14/240
 D821,501 S 6/2018 Sumii
 D827,621 S * 9/2018 Little D14/230
 D829,197 S * 9/2018 Barnum D14/240
 D832,132 S * 10/2018 Ansara D11/86
 D878,359 S 3/2020 Jagers et al.
 D896,217 S 9/2020 Jagers et al.
 D905,054 S * 12/2020 Liu D14/356
 D905,161 S * 12/2020 Ledbetter D21/332
 D916,263 S * 4/2021 Lee D23/364
 D924,136 S * 7/2021 Aliuddin D13/115
 2020/0124254 A1 * 4/2020 Cox F21S 8/036

FOREIGN PATENT DOCUMENTS

CN 304220709 7/2017
 CN 305498603 12/2019
 EM 001011332-0001 10/2008
 EM 008253801-0004 11/2020
 EM 008253801-0005 * 11/2020
 GB 2032737 12/1993
 GB 2050791 7/1996
 GB 2065335 9/1998
 JP D1145753 7/2002
 JP D1391871 7/2010
 JP D1492646 3/2014
 JP D1508965 10/2014
 JP D1551869 5/2016
 JP D1566975 12/2016
 JP D1566977 12/2016

* cited by examiner

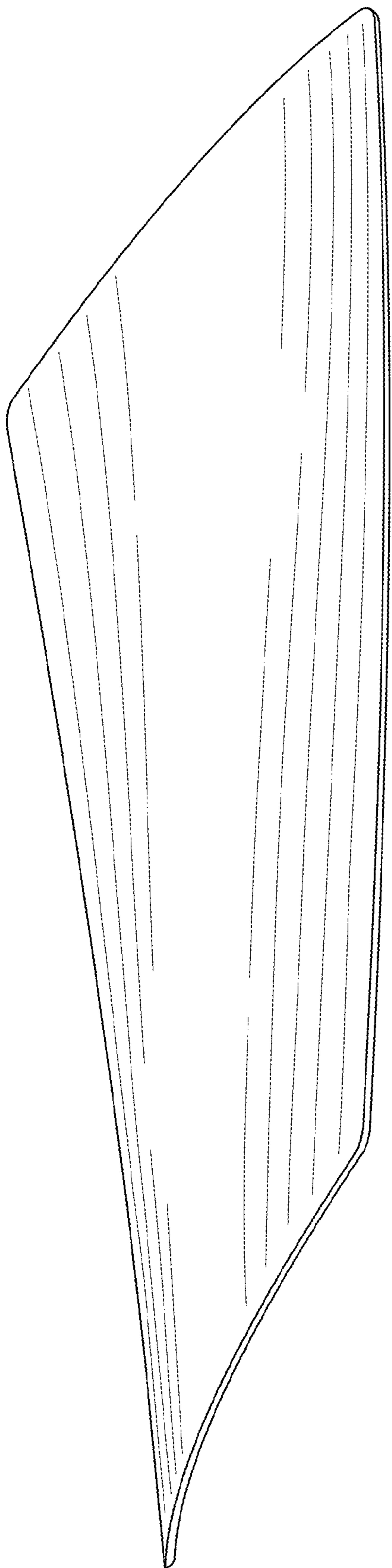


FIG. 1




FIG. 2

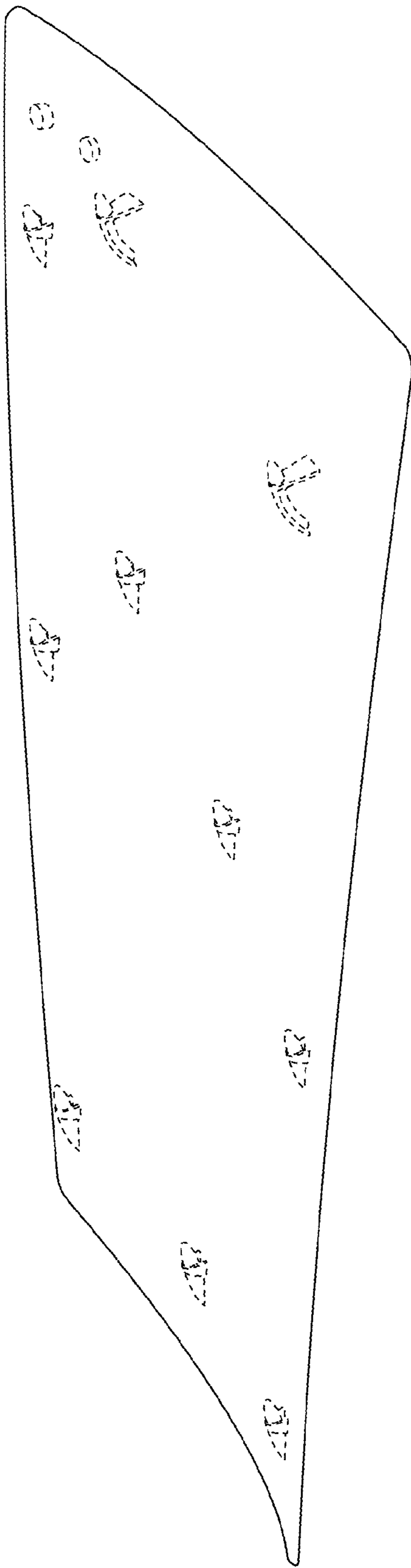


FIG. 3

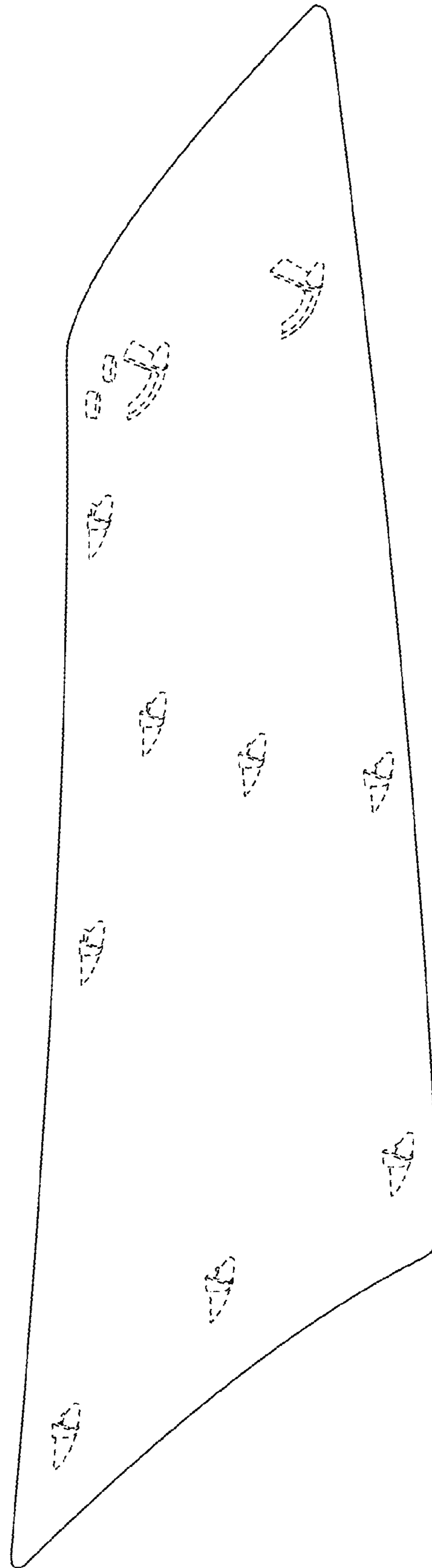


FIG. 4




FIG. 5

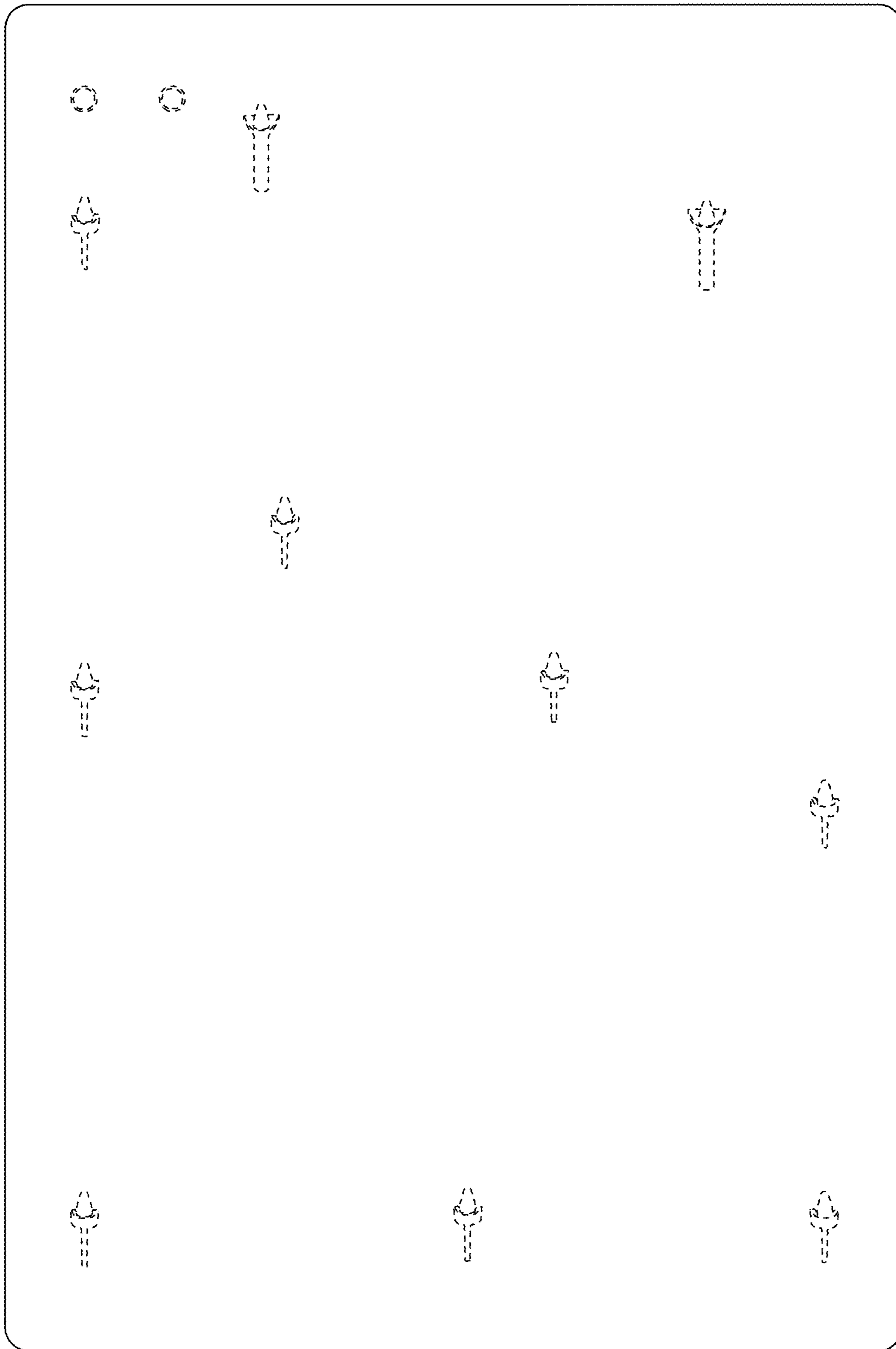


FIG. 6

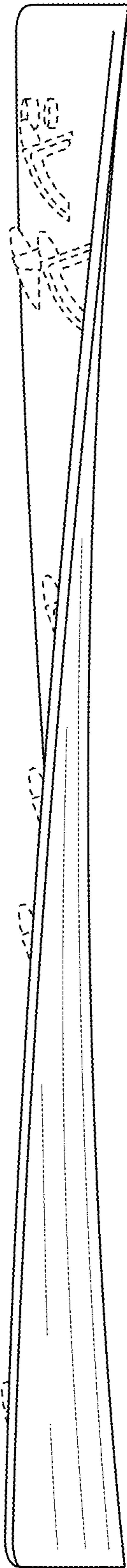


FIG. 7

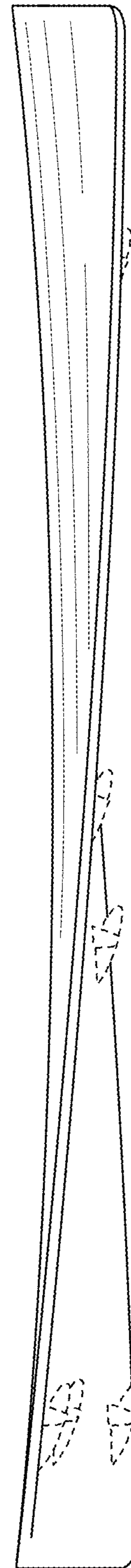


FIG. 8




FIG. 9

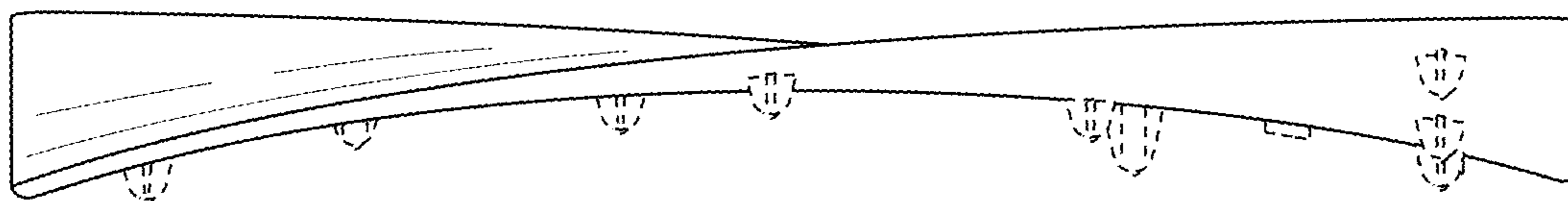


FIG. 10

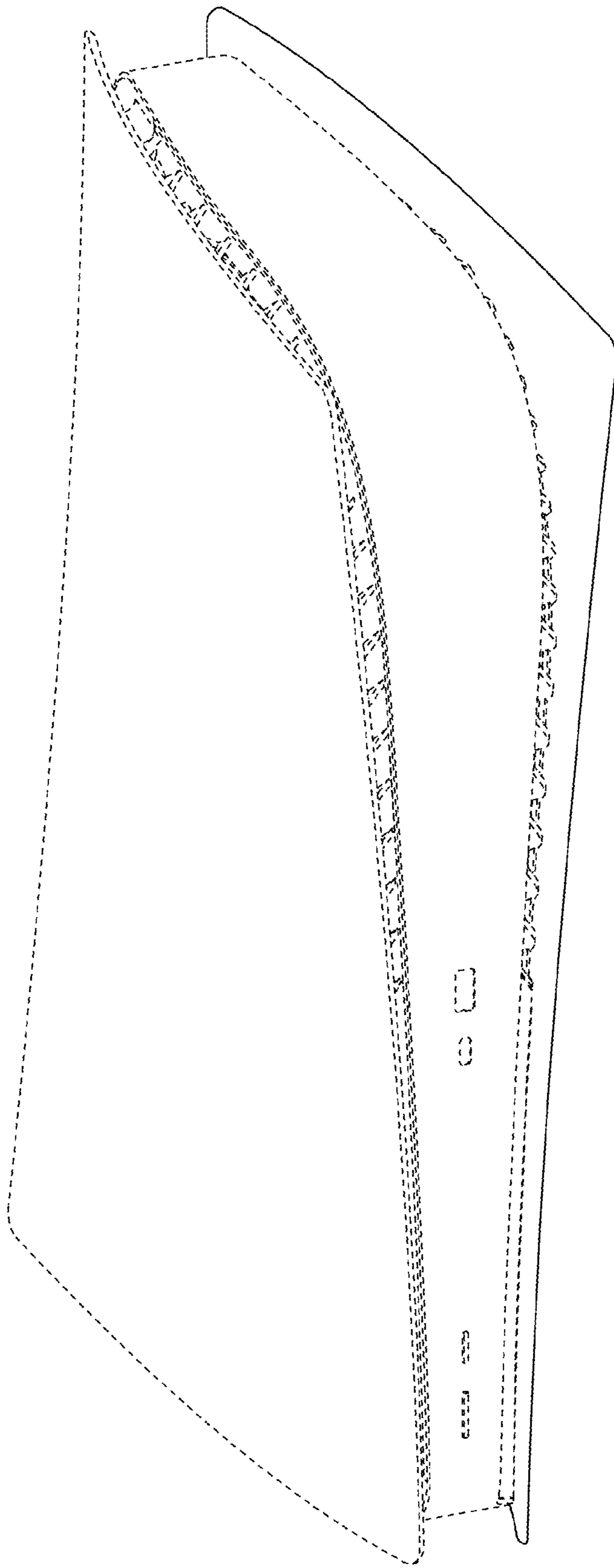


FIG. 11