



US00D932552S

(12) **United States Design Patent** (10) **Patent No.:** **US D932,552 S**  
**Morisawa** (45) **Date of Patent:** **\*\* \*Oct. 5, 2021**

(54) **COVER FOR ELECTRONIC DEVICE**

FOREIGN PATENT DOCUMENTS

(71) Applicant: **SONY INTERACTIVE ENTERTAINMENT INC.**, Tokyo (JP)

CN 3562566 9/2006  
CN 300818831 8/2008

(Continued)

(72) Inventor: **Yujin Morisawa**, Tokyo (JP)

OTHER PUBLICATIONS

(73) Assignee: **SONY INTERACTIVE ENTERTAINMENT INC.**, Tokyo (JP)

Skin cover for PS5 Console, posted Mar. 3, 2021[Online],[Retrieved Apr. 21, 2021], retrieved from internet:<https://www.amazon.com/Replacement-Anti-Scratch-Protective-Playstation-Accessories/dp/B08XXCYXB6?th=1>.\*

(\*) Notice: This patent is subject to a terminal disclaimer.

(\*\*) Term: **15 Years**

*Primary Examiner* — Sandra Snapp  
*Assistant Examiner* — Mehri F Bajoul  
(74) *Attorney, Agent, or Firm* — Paratus Law Group, PLLC

(21) Appl. No.: **29/757,559**

(22) Filed: **Nov. 6, 2020**

(57) **CLAIM**

(30) **Foreign Application Priority Data**

May 22, 2020 (JP) ..... 2020-010086 D

The ornamental design for a cover for electronic device, as shown and described.

(51) **LOC (13) Cl.** ..... **21-01**

**DESCRIPTION**

(52) **U.S. Cl.**  
USPC ..... **D21/333**

(58) **Field of Classification Search**  
USPC ..... D21/324, 330, 332, 333; D14/203.2, D14/240, 250, 299, 356, 496, 502, 505, D14/506; D13/168, 184; D11/7, 9, 22, D11/28, 40, 86; D26/21, 23, 26, 71, 72, D26/85, 109, 113, 118, 120, 140, 142  
CPC .... A63F 13/24; A63F 9/00; A63F 9/24; A63F 11/00; A63F 13/00; A63F 13/02; A63F 2300/00; G07F 17/00  
See application file for complete search history.

FIG. 1 is a perspective view of front, top and right side of a cover for electronic device showing my new design; FIG. 2 is a perspective view of rear, bottom and left side thereof; FIG. 3 is a front view thereof; FIG. 4 is a rear view thereof; FIG. 5 is a left side view thereof; FIG. 6 is a right side view thereof; FIG. 7 is a top view thereof; FIG. 8 is a bottom view thereof; FIG. 9 is a perspective view showing the claimed design in a first environmental structure; and, FIG. 10 is another perspective view showing the claimed design in a second environmental structure. The broken lines in FIGS. 2 and 4-8 depict portions of the cover for electronic device that form no part of the claim. The broken lines in FIGS. 9 and 10 illustrate environmental structure and form no part of the claimed design.

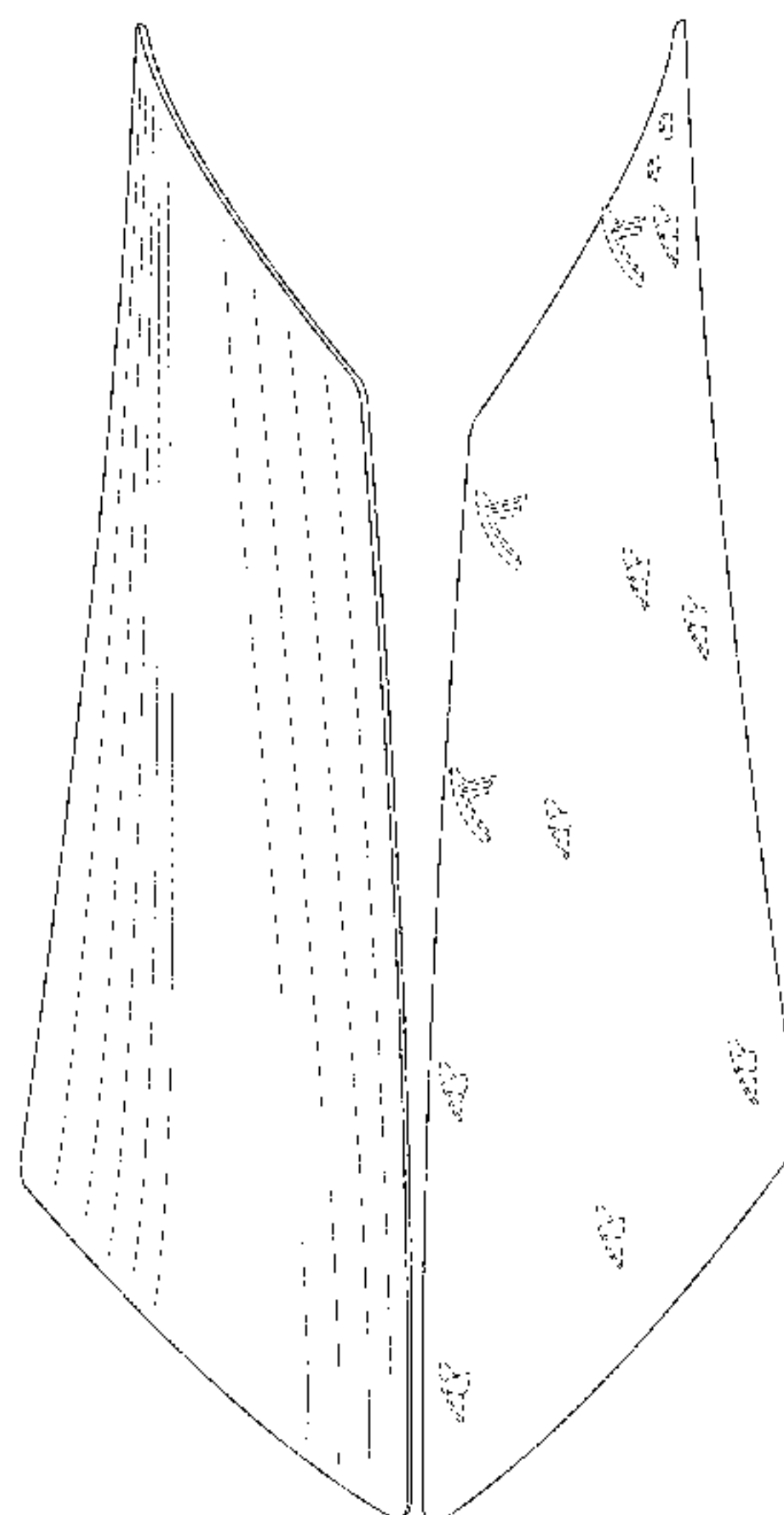
(56) **References Cited**

U.S. PATENT DOCUMENTS

D362,869 S 10/1995 Oikawa  
D430,339 S \* 8/2000 Reo ..... D26/118  
D448,106 S \* 9/2001 Lin ..... D26/87

(Continued)

**1 Claim, 7 Drawing Sheets**



(56)

References Cited

U.S. PATENT DOCUMENTS

D487,811 S \* 3/2004 Stauffer ..... D26/59  
 D489,041 S 4/2004 Chen et al.  
 D534,301 S \* 12/2006 Roland ..... D26/118  
 D543,954 S 6/2007 Hayes et al.  
 D543,955 S 6/2007 Hayes et al.  
 D568,526 S \* 5/2008 Chandler ..... D26/85  
 D582,598 S \* 12/2008 Kramer ..... D26/85  
 D595,292 S 6/2009 Harden et al.  
 D595,293 S 6/2009 Harden et al.  
 D598,436 S \* 8/2009 Tseng ..... D14/240  
 D598,597 S \* 8/2009 Lu ..... D26/68  
 D601,746 S \* 10/2009 Sabernig ..... D26/120  
 D611,462 S \* 3/2010 McGuire ..... D14/240  
 D622,711 S \* 8/2010 Landry ..... D14/240  
 D623,797 S \* 9/2010 Boissevain ..... D26/118  
 D624,913 S 10/2010 Chen et al.  
 D625,460 S \* 10/2010 Boissevain ..... D26/118  
 D636,924 S \* 4/2011 Cocksedge ..... D26/118  
 D638,425 S \* 5/2011 Ikeda ..... D14/358  
 D646,014 S \* 9/2011 Hsieh ..... D26/118  
 D662,251 S \* 6/2012 Wauters ..... D26/85  
 D662,920 S \* 7/2012 Neu ..... D14/240  
 D668,215 S \* 10/2012 Lerner ..... D13/102  
 D671,100 S \* 11/2012 Huang ..... D14/242  
 D685,945 S \* 7/2013 Lindsley ..... D26/85  
 D686,206 S \* 7/2013 Wu ..... D14/358  
 D687,817 S \* 8/2013 Petersen ..... D14/240  
 D695,282 S 12/2013 Malasani et al.  
 D697,901 S 1/2014 Gao et al.  
 D698,967 S \* 2/2014 Rangesh ..... D26/71  
 D711,040 S \* 8/2014 Huang ..... D26/120  
 D717,284 S \* 11/2014 Kurosawa ..... D14/240  
 D721,706 S \* 1/2015 Rooyakkers ..... D14/435  
 D724,192 S \* 3/2015 Mecker ..... D23/366  
 D732,010 S \* 6/2015 Hsiau ..... D14/240  
 D735,667 S \* 8/2015 Mielnik ..... D13/123  
 D742,374 S \* 11/2015 Terasawa ..... D14/358  
 D742,864 S \* 11/2015 Kurosawa ..... D14/240  
 D749,065 S \* 2/2016 Zetsu ..... D14/242

D765,066 S \* 8/2016 Cowles ..... D14/240  
 D777,663 S \* 1/2017 Von Holzhausen ..... D13/103  
 D795,962 S \* 8/2017 Chatterjee ..... D21/333  
 D797,985 S \* 9/2017 Perkins ..... D26/118  
 D798,904 S 10/2017 Jagers et al.  
 D801,434 S 10/2017 Schoolmeester  
 D805,130 S \* 12/2017 Sparks ..... D21/332  
 D808,387 S 1/2018 Ootori  
 D811,483 S 2/2018 Sumii  
 D814,449 S \* 4/2018 Kwak ..... D14/240  
 D815,075 S \* 4/2018 Kwak ..... D14/240  
 D821,501 S 6/2018 Sumii  
 D827,621 S \* 9/2018 Little ..... D14/230  
 D829,197 S \* 9/2018 Barnum ..... D14/240  
 D832,132 S \* 10/2018 Ansara ..... D11/86  
 D878,359 S 3/2020 Jagers et al.  
 D896,217 S 9/2020 Jagers et al.  
 D905,054 S \* 12/2020 Liu ..... D14/356  
 D905,161 S \* 12/2020 Ledbetter ..... D21/332  
 D916,263 S \* 4/2021 Lee ..... D23/364  
 D924,136 S \* 7/2021 Aliuddin ..... D13/115  
 2020/0124254 A1 \* 4/2020 Cox ..... F21S 8/036

FOREIGN PATENT DOCUMENTS

CN	304220709	7/2017
CN	305498603	12/2019
EM	001011332-0001	10/2008
EM	008253801-0004	11/2020
EM	008253801-0005	* 11/2020
GB	2032737	12/1993
GB	2050791	7/1996
GB	2065335	9/1998
JP	D1145753	7/2002
JP	D1391871	7/2010
JP	D1492646	3/2014
JP	D1508965	10/2014
JP	D1551869	5/2016
JP	D1566975	12/2016
JP	D1566977	12/2016

\* cited by examiner

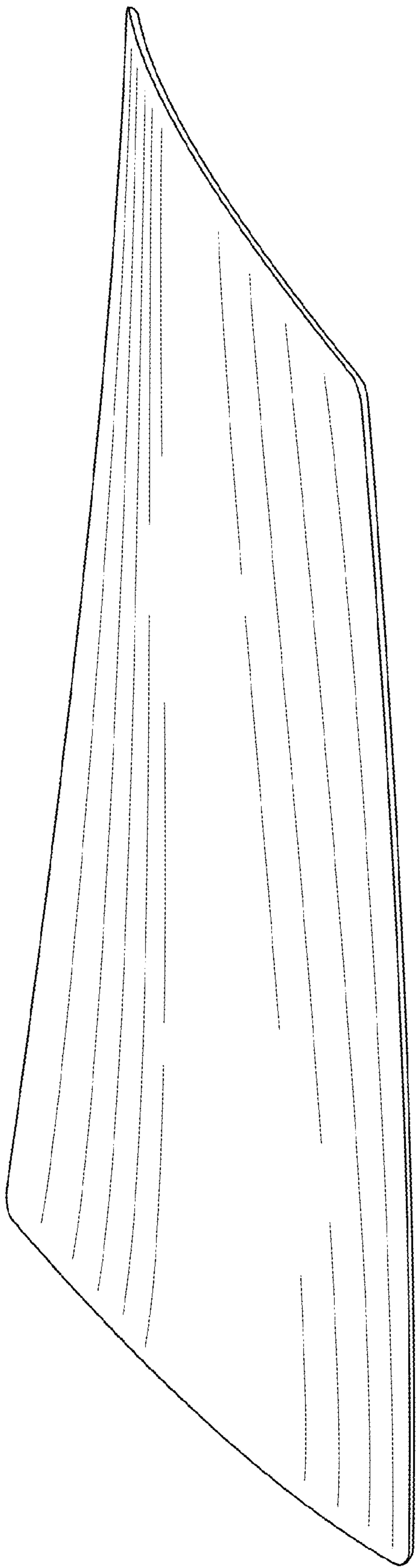


FIG. 1

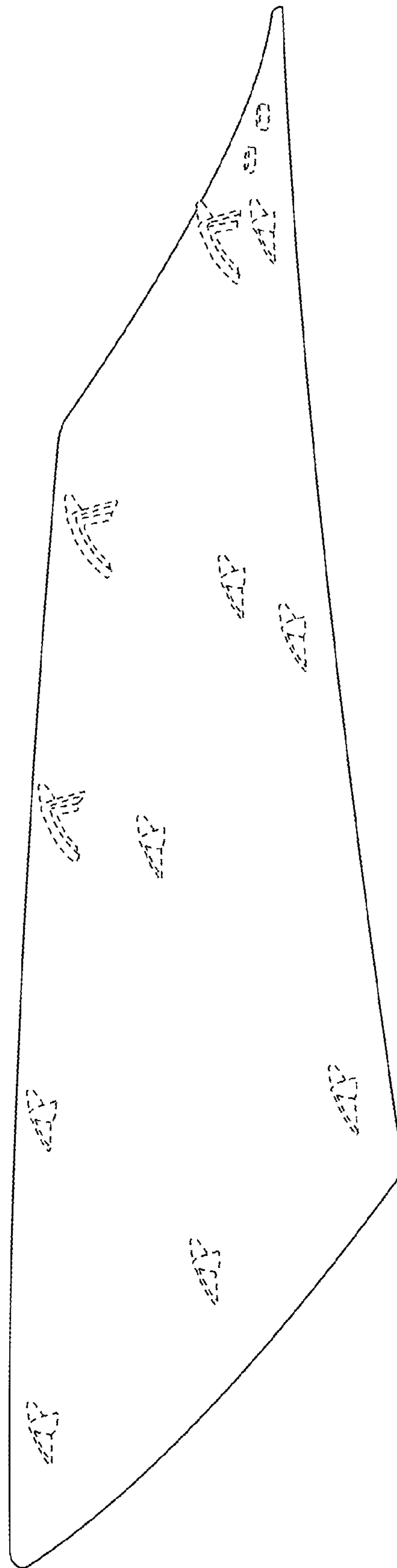



FIG. 2



*FIG. 3*



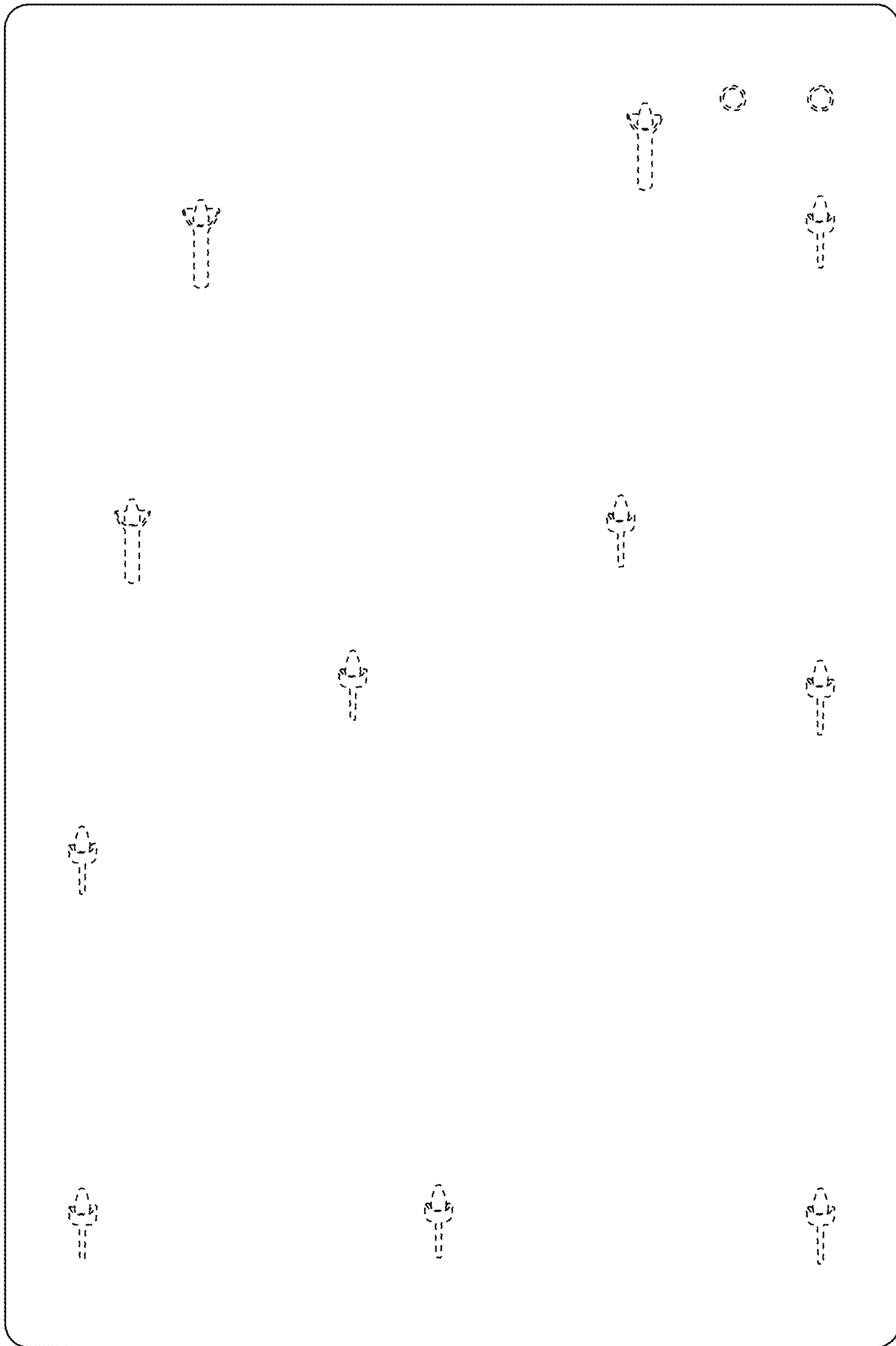
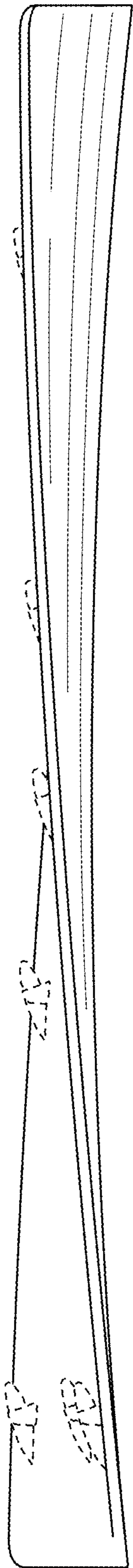
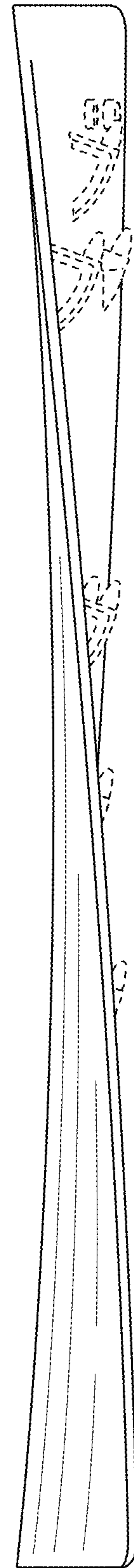


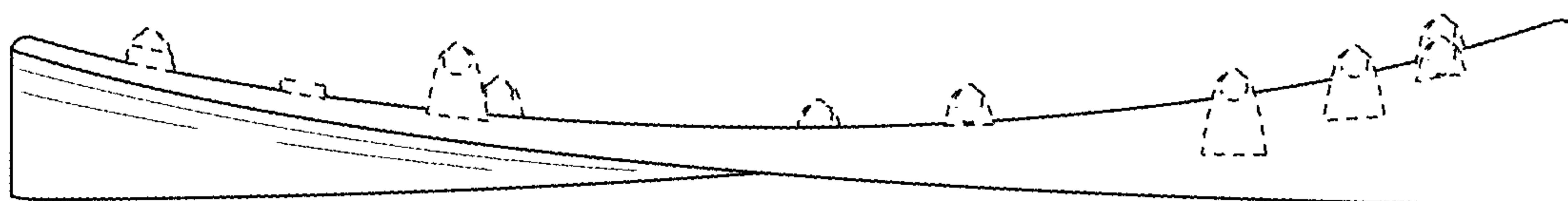
FIG. 4



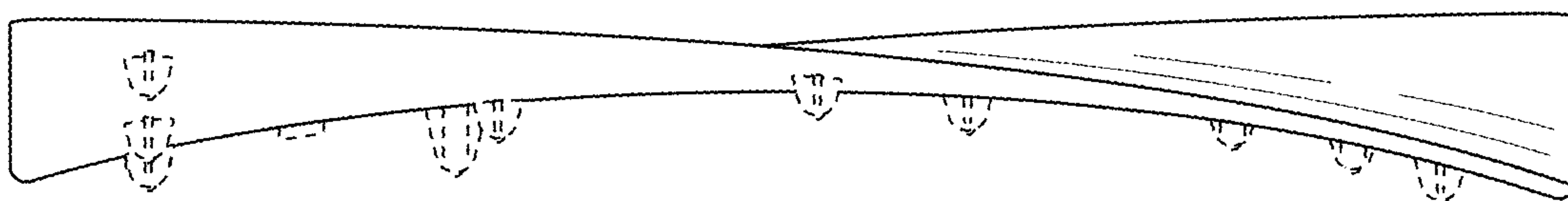
**FIG. 5**



**FIG. 6**



*FIG. 7*



*FIG. 8*

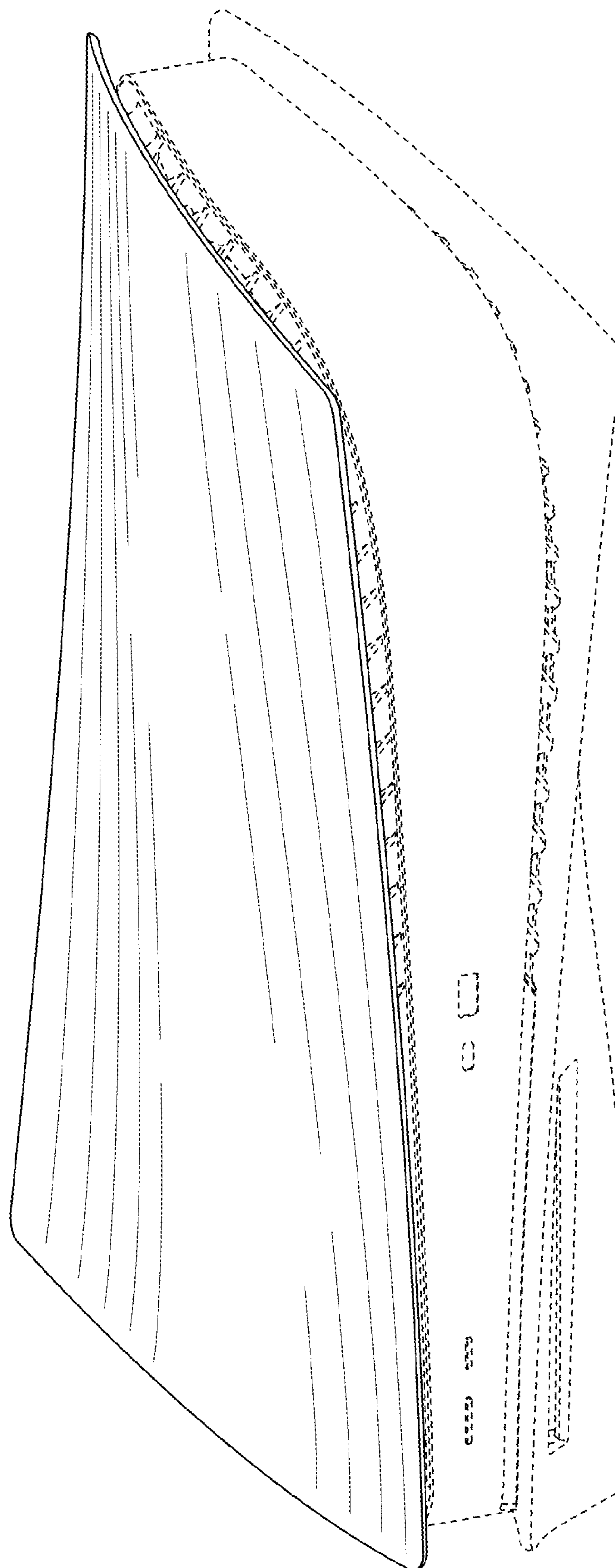


FIG. 9



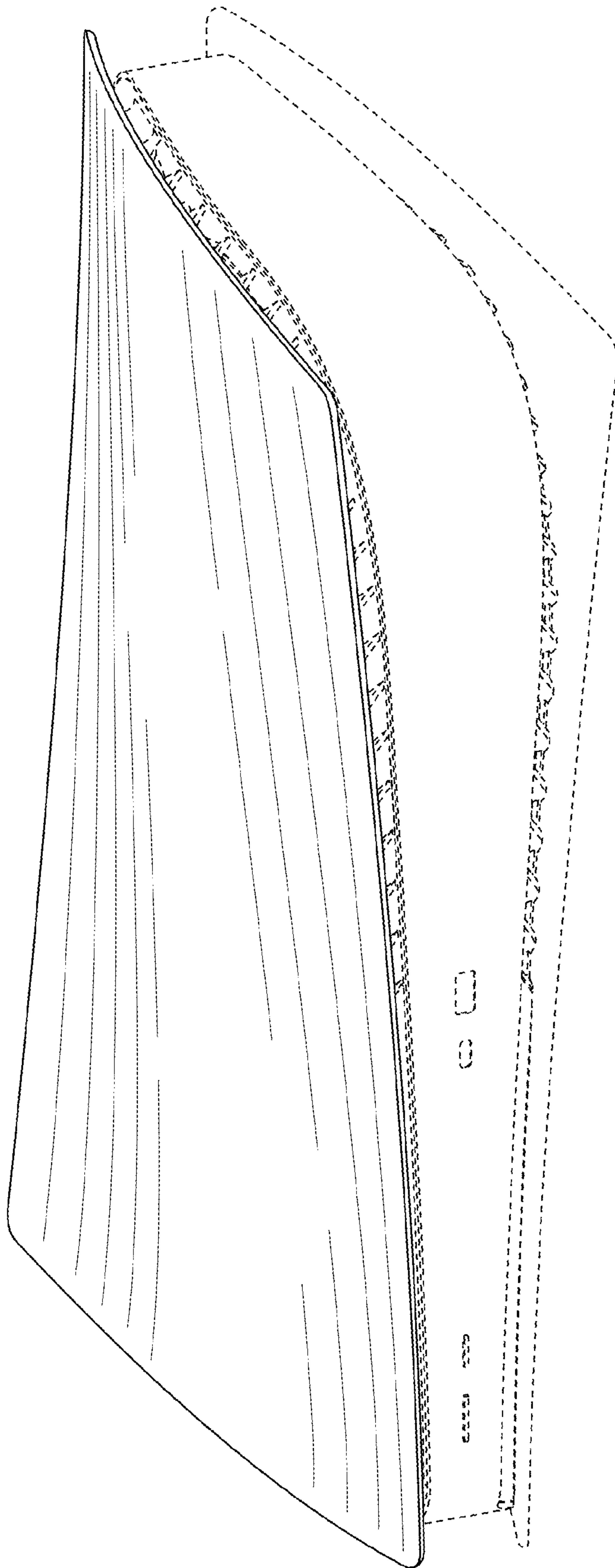


FIG. 10