



US00D932524S

(12) **United States Design Patent** (10) **Patent No.:** **US D932,524 S**
Tsukamoto et al. (45) **Date of Patent:** **** *Oct. 5, 2021**

(54) **LASER PROCESSING MACHINE**
(71) Applicant: **Mitsubishi Electric Corporation**,
Tokyo (JP)
(72) Inventors: **Naoya Tsukamoto**, Tokyo (JP);
Toyoshi Sato, Tokyo (JP); **Ryotaro**
Nagai, Tokyo (JP); **Takeshi Kitagawa**,
Tokyo (JP); **Atsunori Hara**, Tokyo
(JP); **Shinji Kozaki**, Tokyo (JP)
(73) Assignee: **Mitsubishi Electric Corporation**,
Tokyo (JP)
(*) Notice: This patent is subject to a terminal dis-
claimer.
(**) Term: **15 Years**
(21) Appl. No.: **29/687,339**
(22) Filed: **Apr. 12, 2019**

(30) **Foreign Application Priority Data**
Oct. 26, 2018 (JP) 2018-023551
(51) **LOC (13) Cl.** **15-09**
(52) **U.S. Cl.**
USPC **D15/122**
(58) **Field of Classification Search**
USPC D15/122, 145-147, 199; D18/53, 51, 59,
D18/35.1, 99; D20/1, 4, 5, 8; D23/315;
D24/159, 231, 234; D25/16, 23, 36
CPC B23K 23/00; B23K 23/02; B23K 23/706;
B29C 67/0085; B23Q 3/10; B23Q 1/03;
B23Q 17/00; B23Q 17/007; B23Q 17/24;
B23Q 11/0891; B23Q 3/15713; B23Q
3/15513; B23B 5/08; B23B 23/00; B23B
3/06; B23B 29/04; B23B 27/007; B22D
11/00; B22D 33/00
See application file for complete search history.

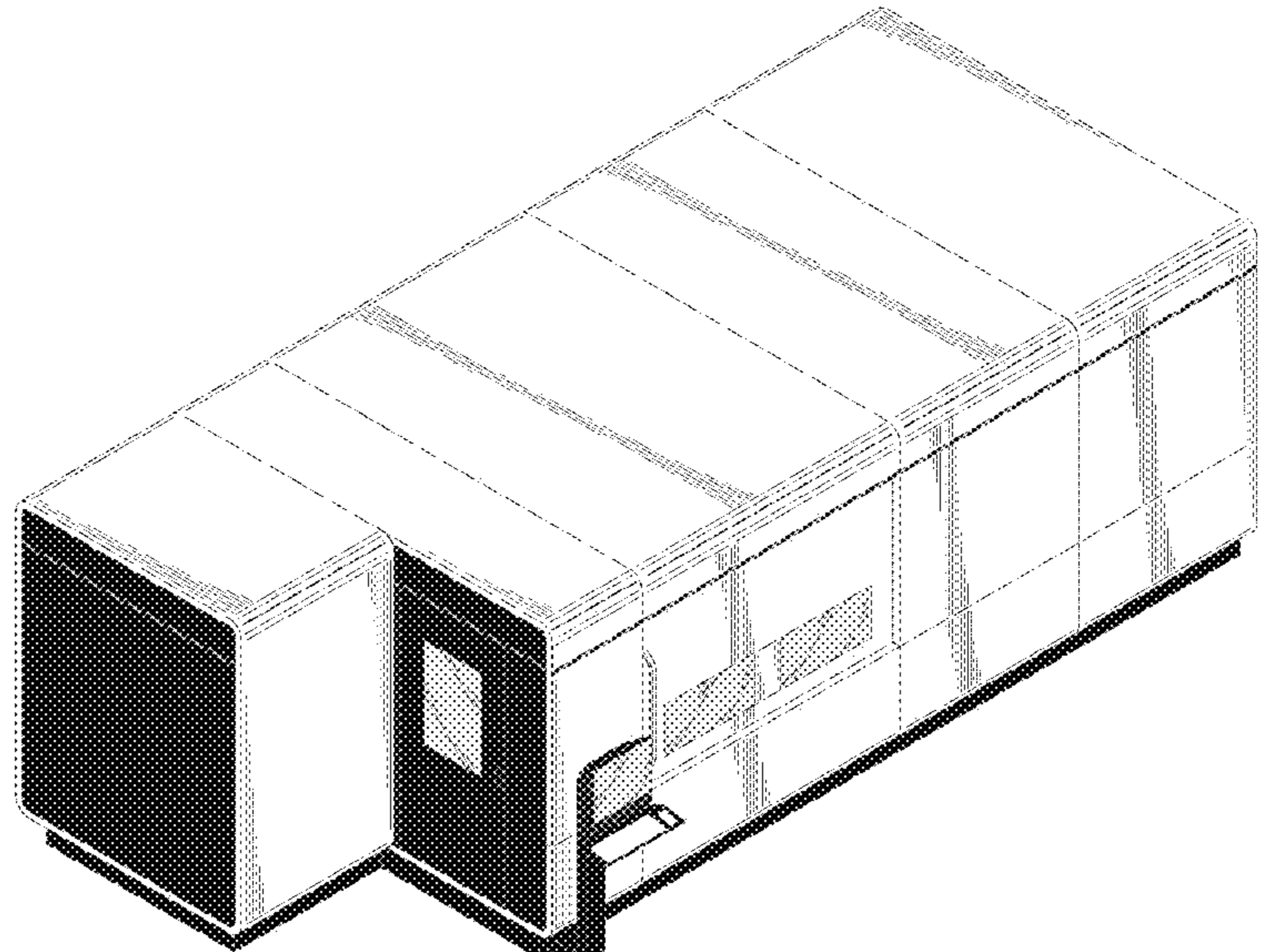
(56) **References Cited**
U.S. PATENT DOCUMENTS
D163,351 S * 5/1951 Bartholomew D12/102
D334,985 S * 4/1993 D'Agostino D25/1
D544,534 S * 6/2007 Reece D18/53
D548,754 S * 8/2007 Itabashi D15/122
D548,755 S * 8/2007 Takeshima D15/122
D549,837 S * 8/2007 Travis D25/33
D614,233 S * 4/2010 Kemmochi D18/53
D619,166 S * 7/2010 Ishizawa D18/53
D650,417 S * 12/2011 Brown D18/53
D651,620 S * 1/2012 Schindler D15/122
D654,518 S * 2/2012 Miyake D15/122
(Continued)

Primary Examiner — Sheryl Lane
Assistant Examiner — Mark T. Philipps
(74) *Attorney, Agent, or Firm* — Studebaker & Brackett
PC

(57) **CLAIM**
The ornamental design for a laser processing machine, as
shown and described.

DESCRIPTION
The patent or application file contains at least one drawing
executed in color. Copies of this patent or patent application
publication with color drawing(s) will be provided by the
Office upon request and payment of the necessary fee.
FIG. 1 is a front, top and left side perspective view of a laser
processing machine, showing our new design;
FIG. 2 is a rear, top and right side perspective view thereof;
FIG. 3 is a front view thereof;
FIG. 4 is a rear view thereof;
FIG. 5 is a top view thereof;
FIG. 6 is a right side view thereof; and,
FIG. 7 is a left side view thereof.
The broken lines depict environmental subject matter only
and form no part of the claim.

1 Claim, 7 Drawing Sheets
(5 of 7 Drawing Sheet(s) Filed in Color)



(56)

References Cited

U.S. PATENT DOCUMENTS

D659,728 S * 5/2012 Mueller D15/122
D667,031 S * 9/2012 Mueller D15/122
D683,771 S * 6/2013 Shimano D15/122
D696,315 S * 12/2013 Schmid D15/122
D711,947 S * 8/2014 Son D15/199
D711,948 S * 8/2014 Son D15/199
D716,351 S * 10/2014 Kitamura D15/122
D753,734 S * 4/2016 Hanschen D15/122
D757,170 S * 5/2016 Rafa D18/53
D759,133 S * 6/2016 Kitamura D15/122
D759,738 S * 6/2016 Schonherr D15/122
D778,329 S * 2/2017 Grobe D15/122
D780,256 S * 2/2017 Clark, III D18/53
D791,204 S * 7/2017 Hynek D15/131
D797,822 S * 9/2017 Grobe D15/122
D816,129 S * 4/2018 Albrecht D15/122
D816,741 S * 5/2018 Nicaise D15/122
D829,925 S * 10/2018 Labesque D25/33
D861,745 S * 10/2019 Schmid D15/122
D873,873 S * 1/2020 Sollberger D15/122
D875,826 S * 2/2020 Zanzotti D18/53
D884,754 S * 5/2020 Andre D15/122
2009/0121113 A1 * 5/2009 Yasuda B23Q 1/017
248/429
2015/0298272 A1 * 10/2015 Murata B23Q 7/1431
414/222.07
2015/0336229 A1 * 11/2015 Nishida B23Q 11/0891
414/222.07
2018/0361522 A1 * 12/2018 Fornasero B23Q 11/0891

* cited by examiner

FIG. 1

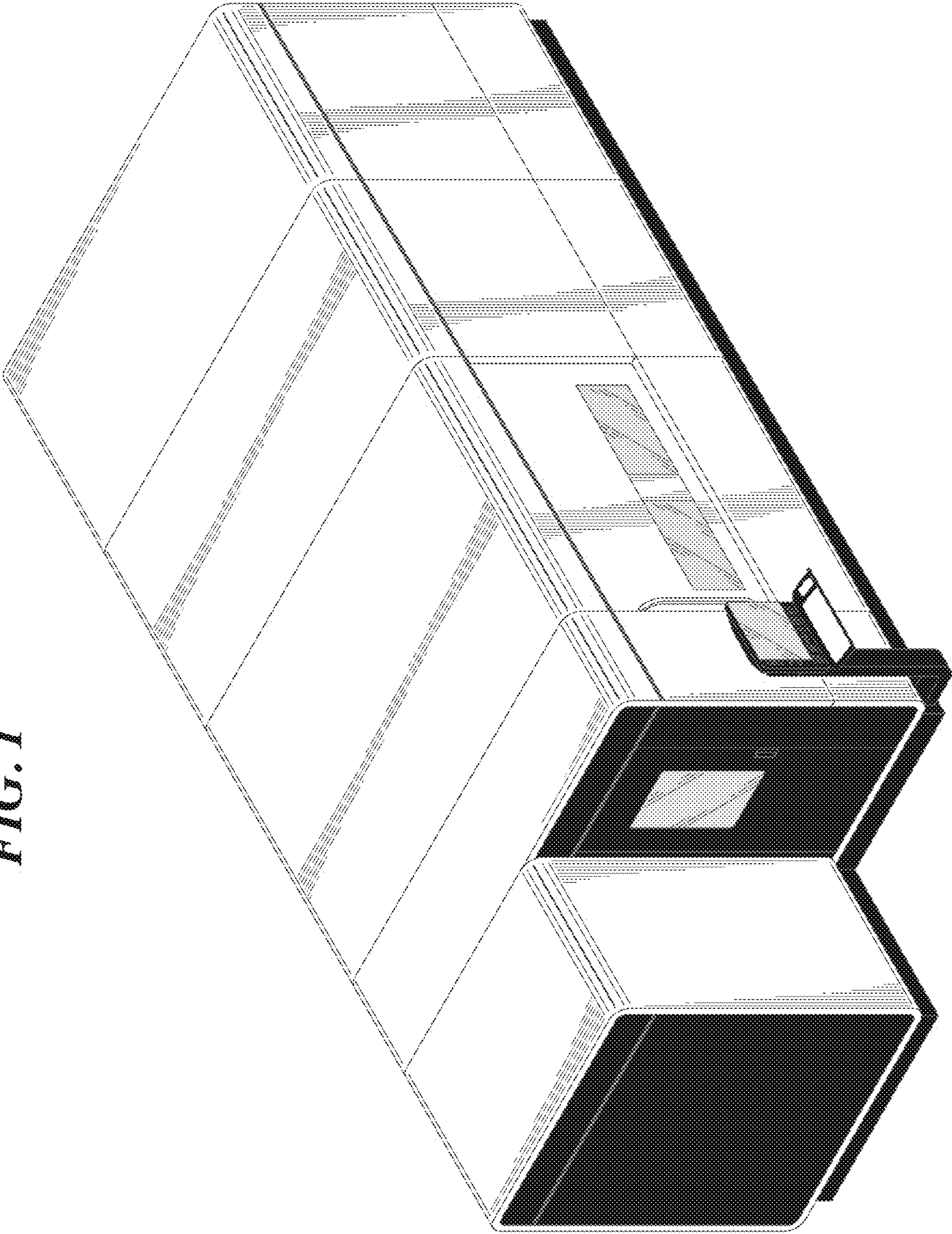


FIG. 2

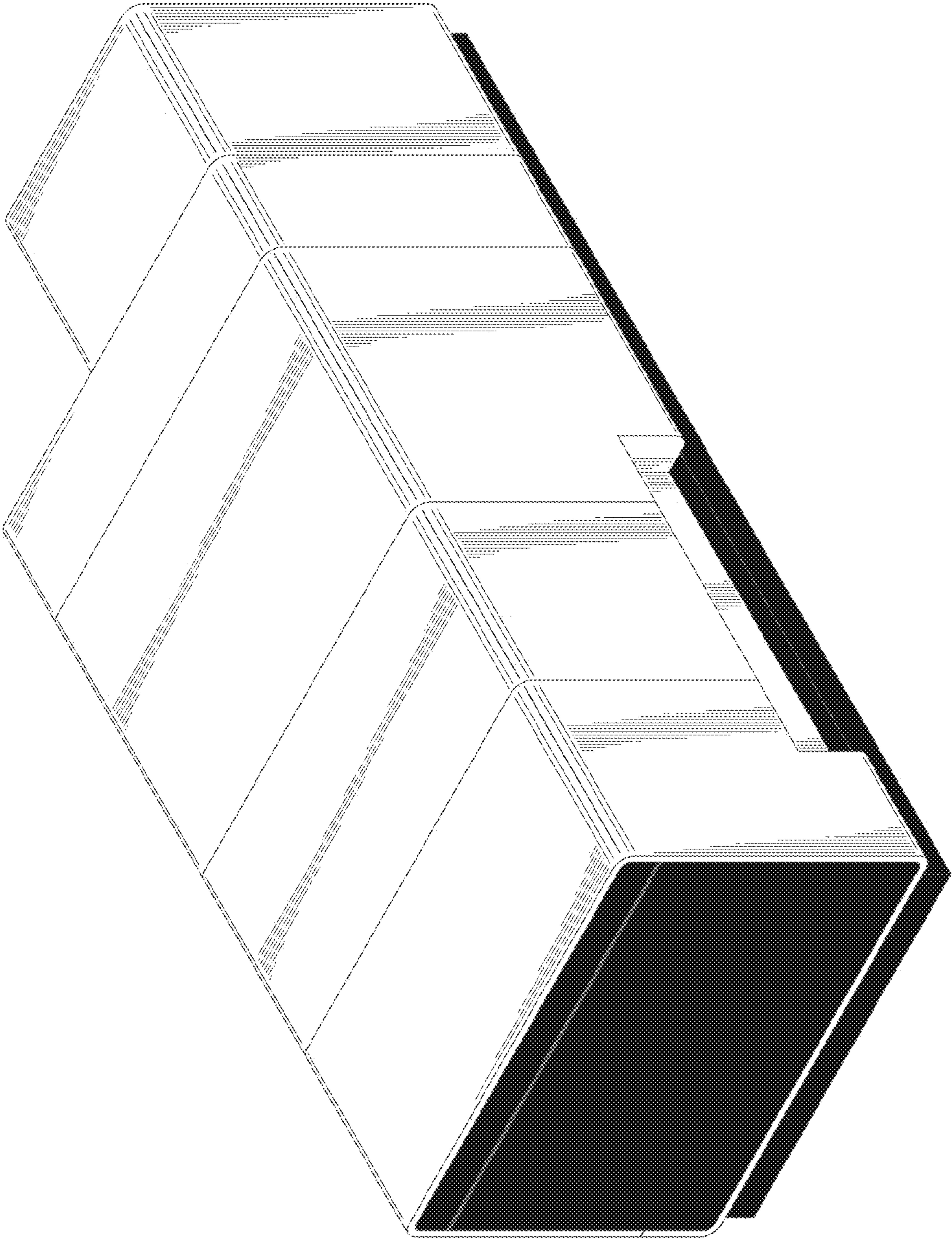


FIG. 3

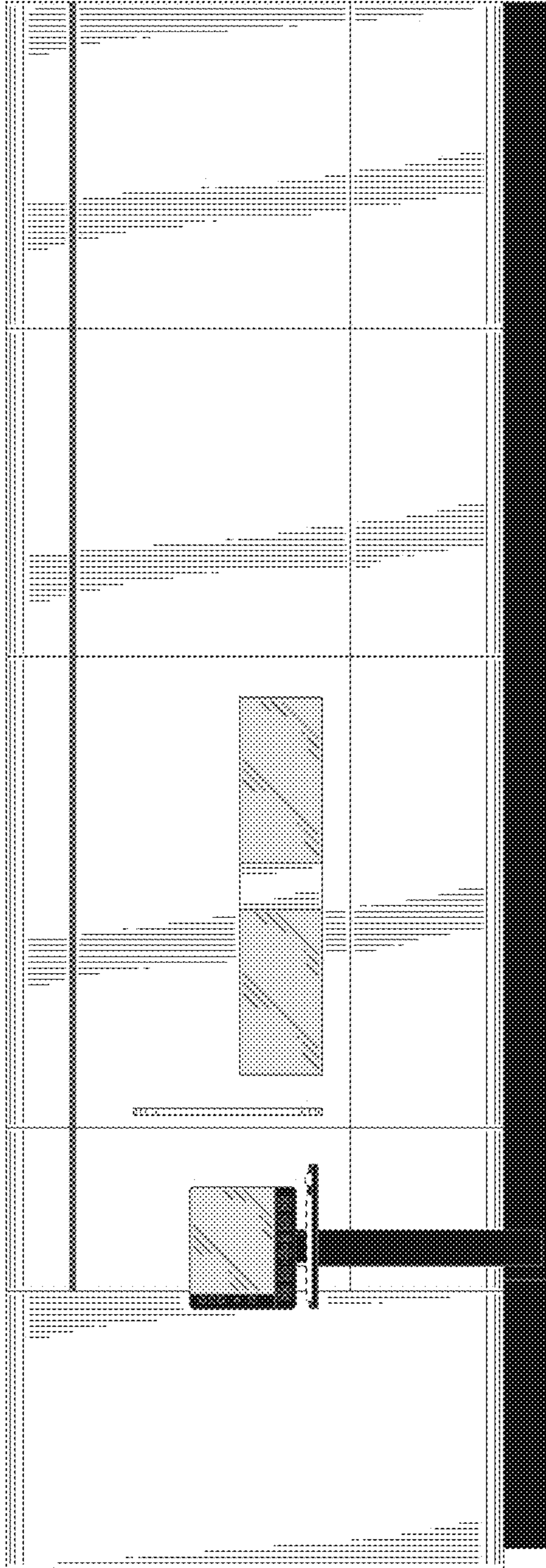


FIG. 4




FIG. 5




FIG. 6




FIG. 7

