



US00D932520S

(12) **United States Design Patent** (10) **Patent No.:** **US D932,520 S**
Johnson et al. (45) **Date of Patent:** **** Oct. 5, 2021**

(54) **PUMP ENCLOSURE**

(71) Applicant: **RAPID REBOOT RECOVERY PRODUCTS LLC**, Lindon, UT (US)

(72) Inventors: **David K. Johnson**, Lindon, UT (US);
Cameron Nielsen, Probo, UT (US)

(**) Term: **15 Years**

(21) Appl. No.: **29/711,579**

(22) Filed: **Oct. 31, 2019**

(51) **LOC (13) Cl.** **15-02**

(52) **U.S. Cl.**
USPC **D15/7**

(58) **Field of Classification Search**
USPC D24/213; D15/7-9; D23/225, 231, 232,
D23/366, 356; D9/689, 529; D12/114;
D14/209.1, 214, 221
CPC F04B 53/14; F04B 53/92; F04B 33/00;
F04B 33/005; F04B 1/005; F04B 39/102;
F04D 13/06; F04D 29/22; F04D 29/046;
F04D 29/2266; F16K 11/048; F16K
15/20; F16K 31/602; F16L 37/18; F16L
37/20

See application file for complete search history.

(56) **References Cited**

U.S. PATENT DOCUMENTS

D301,887 S *	6/1989	Price	D15/7
D340,726 S *	10/1993	Wang	D15/7
D403,330 S *	12/1998	Williams	D15/9
D407,413 S *	3/1999	Wang	D15/9
D426,243 S *	6/2000	Wang	D15/8
D426,554 S *	6/2000	Wang	D15/8
D428,422 S *	7/2000	Wang	D15/8
D484,890 S *	1/2004	Hsiao	D15/9
D485,281 S *	1/2004	Hsiao	D15/9
D505,759 S *	5/2005	Yuen	D32/18
D540,826 S *	4/2007	Wang	D15/9
D541,309 S *	4/2007	Wang	D15/9
D548,751 S *	8/2007	Snider	D15/7

D555,472 S *	11/2007	Gedanke	D9/418
D557,708 S *	12/2007	Carpenter	D15/7
D572,273 S *	7/2008	Carpenter	D15/7
D589,533 S *	3/2009	Anderson	D15/8
D597,105 S *	7/2009	Geisler	D15/9
D701,536 S *	3/2014	Shakal	D15/7
D707,719 S *	6/2014	Kamijyo	D15/7
D777,146 S *	1/2017	Cheng	D14/221
D800,790 S *	10/2017	Mazur	D15/7
D821,358 S *	6/2018	Garfio	D14/214
D830,415 S *	10/2018	Kennedy	D15/7
D878,423 S *	3/2020	Andersson	D15/7
D891,478 S *	7/2020	Ou	D15/7

(Continued)

OTHER PUBLICATIONS

Rapid Reboot, Rapid Reboot Recovery System: Compression Boots, (first available Jan. 9, 2019), Amazon.com, URL:<<https://www.amazon.com/dp/B01MTT7KQ>> (Year: 2019).*

Primary Examiner — Sheryl Lane

Assistant Examiner — Mark T. Philipps

(74) *Attorney, Agent, or Firm* — Dorsey & Whitney LLP

(57) **CLAIM**

The ornamental design for a pump enclosure, as shown and described.

DESCRIPTION

FIG. 1 is a front, top, right perspective view of a pump enclosure;

FIG. 2 is a front elevational view thereof;

FIG. 3 is a back elevational view thereof;

FIG. 4 is a left side elevational view thereof;

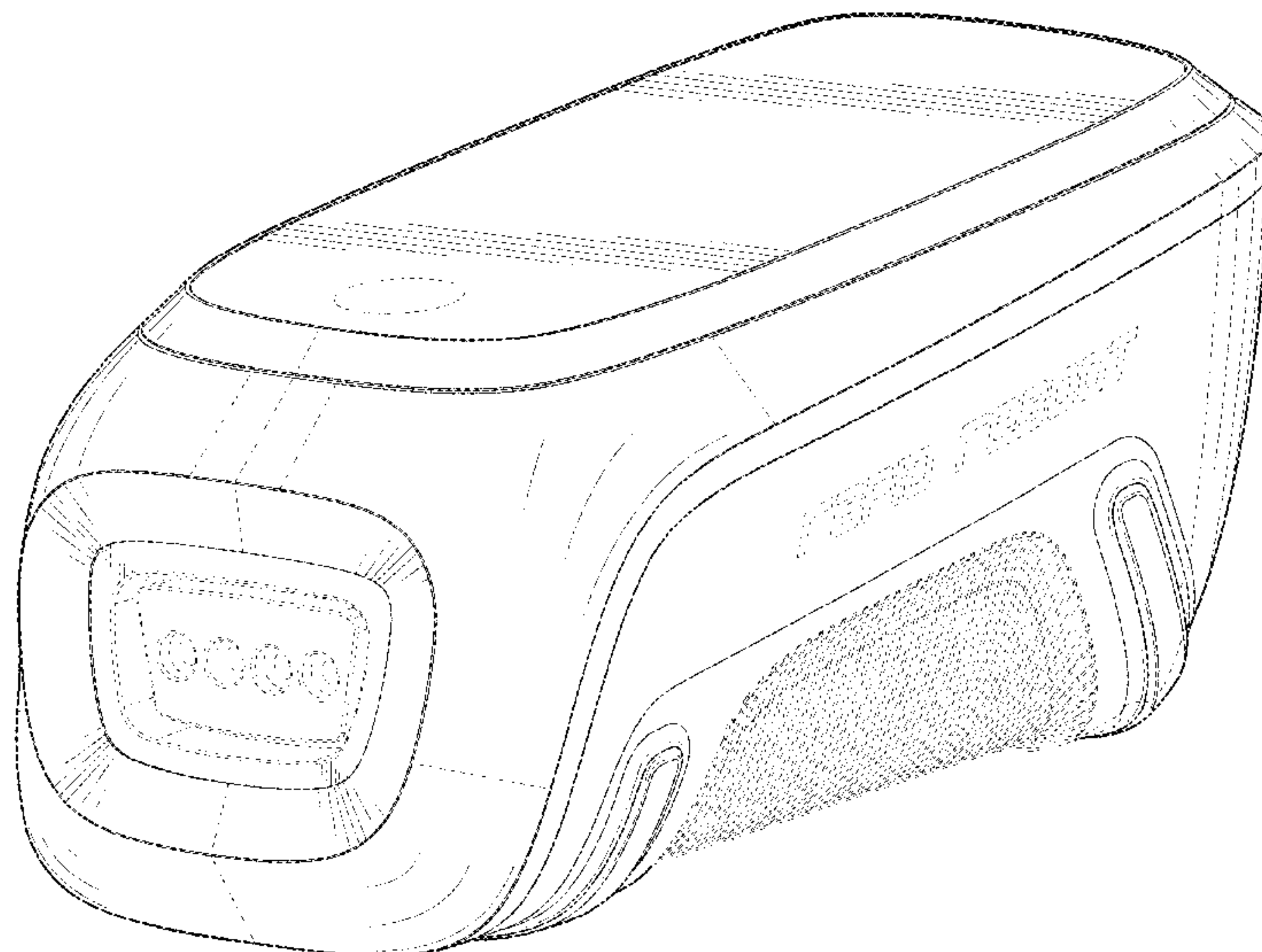
FIG. 5 is a right side elevational view thereof;

FIG. 6 is a top plan view thereof; and,

FIG. 7 is a bottom plan view thereof.

The broken lines shown in the drawings represent portions of the pump enclosure and form no part of the claimed design.

1 Claim, 6 Drawing Sheets



(56)

References Cited

U.S. PATENT DOCUMENTS

D896,281 S *	9/2020	Long	D15/9
D896,847 S *	9/2020	Janardhan	D15/7
2015/0195653 A1 *	7/2015	Barone	H04R 5/04 381/300

* cited by examiner

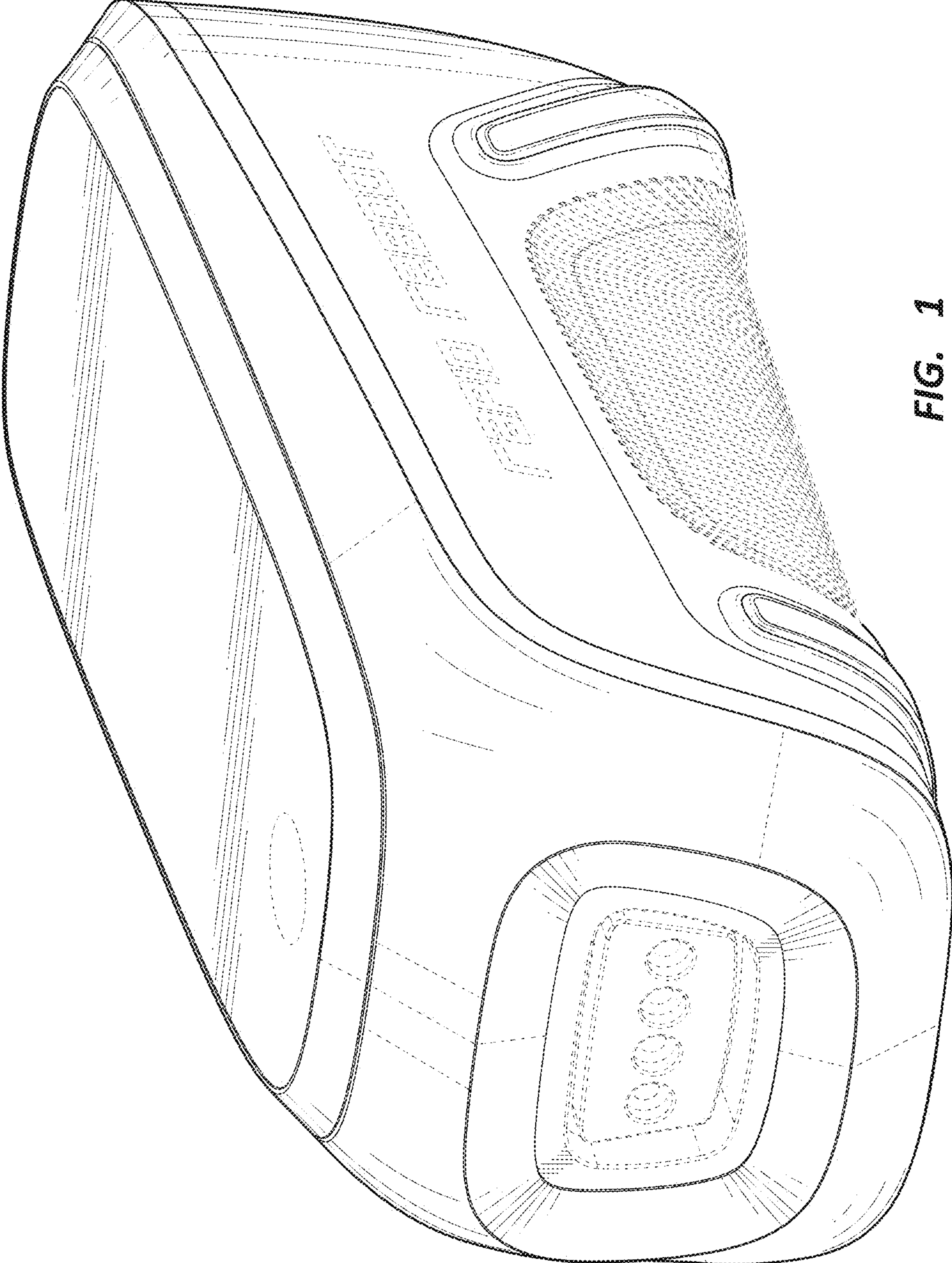


FIG. 1

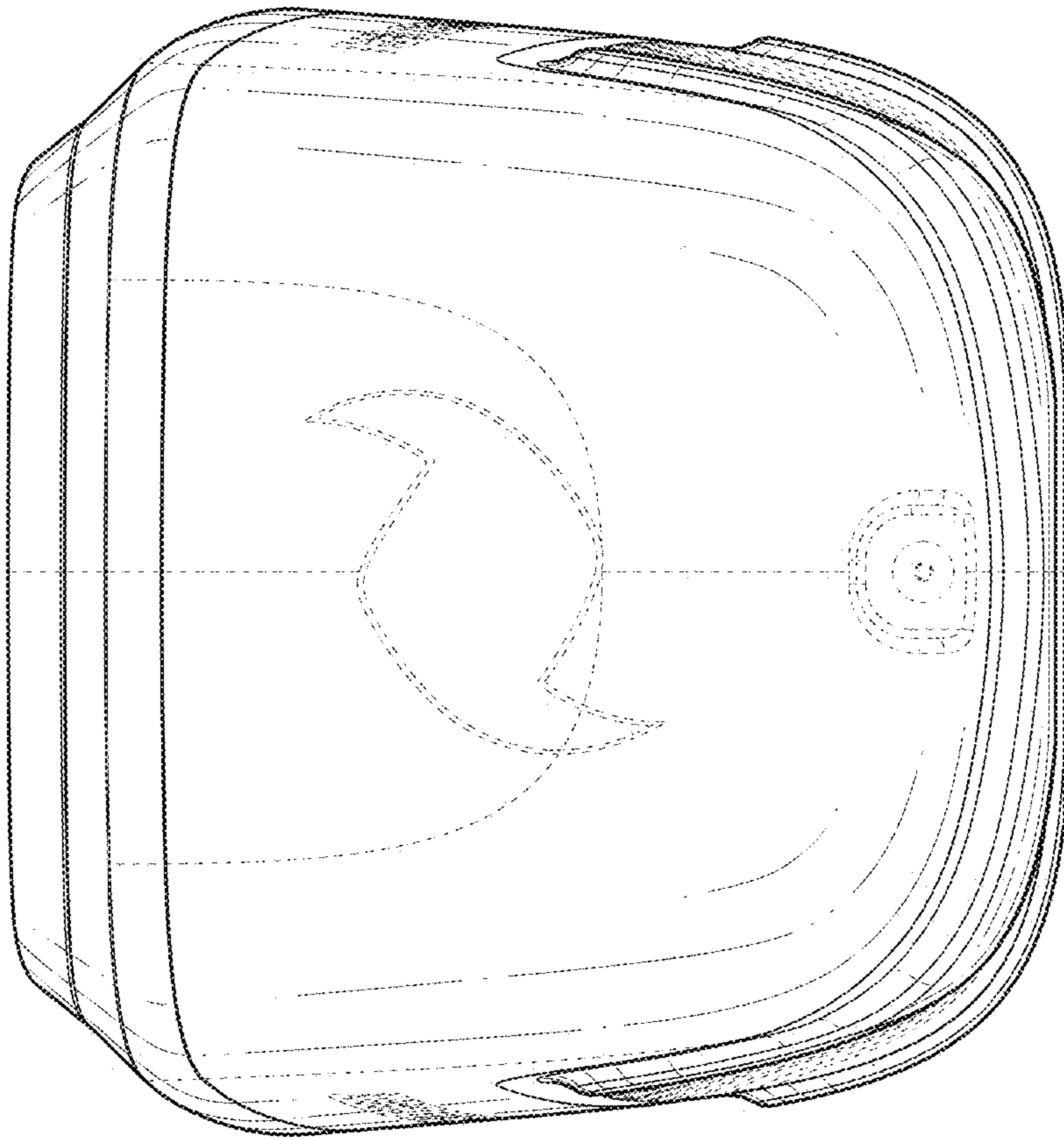


FIG. 2

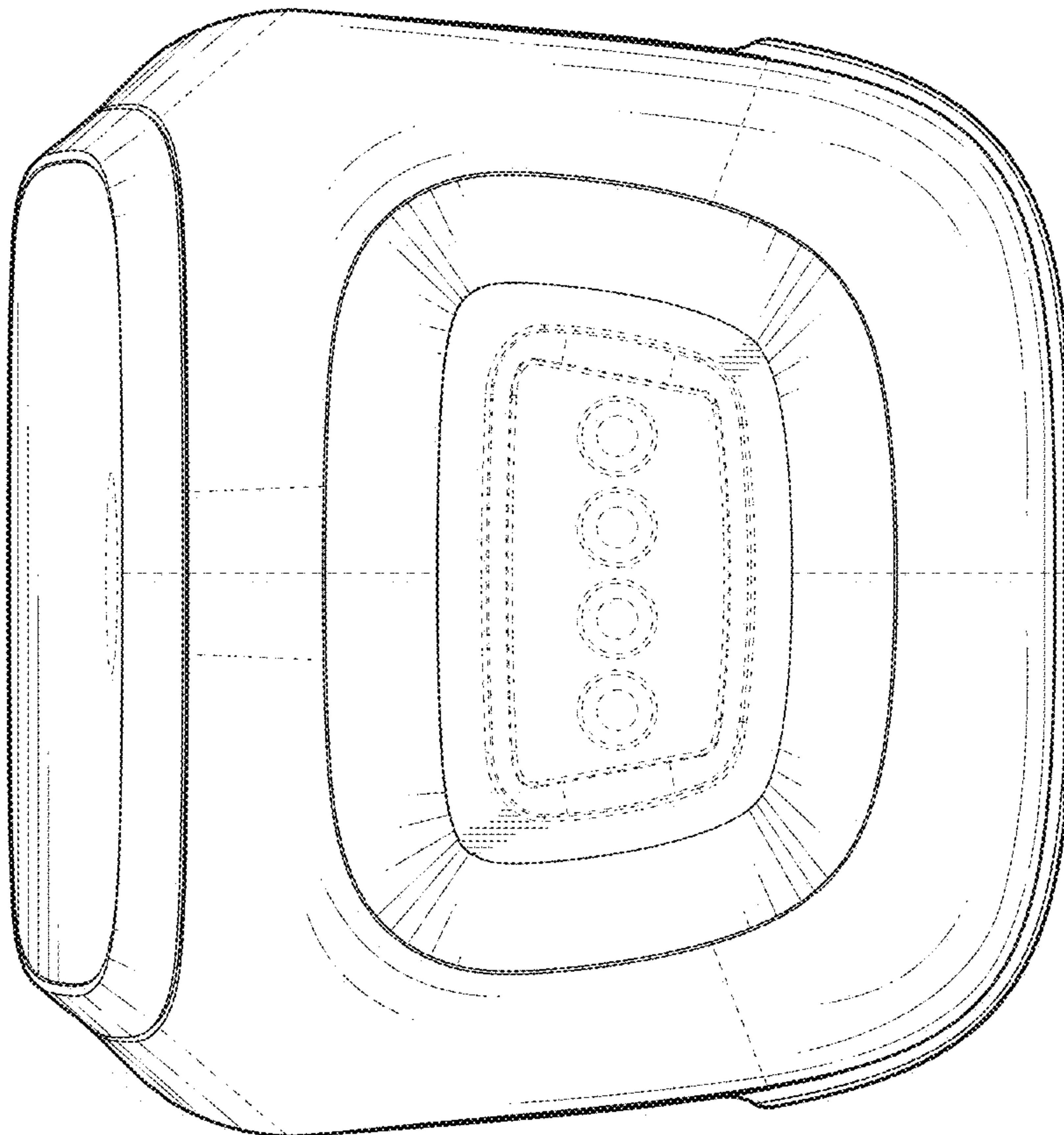


FIG. 3

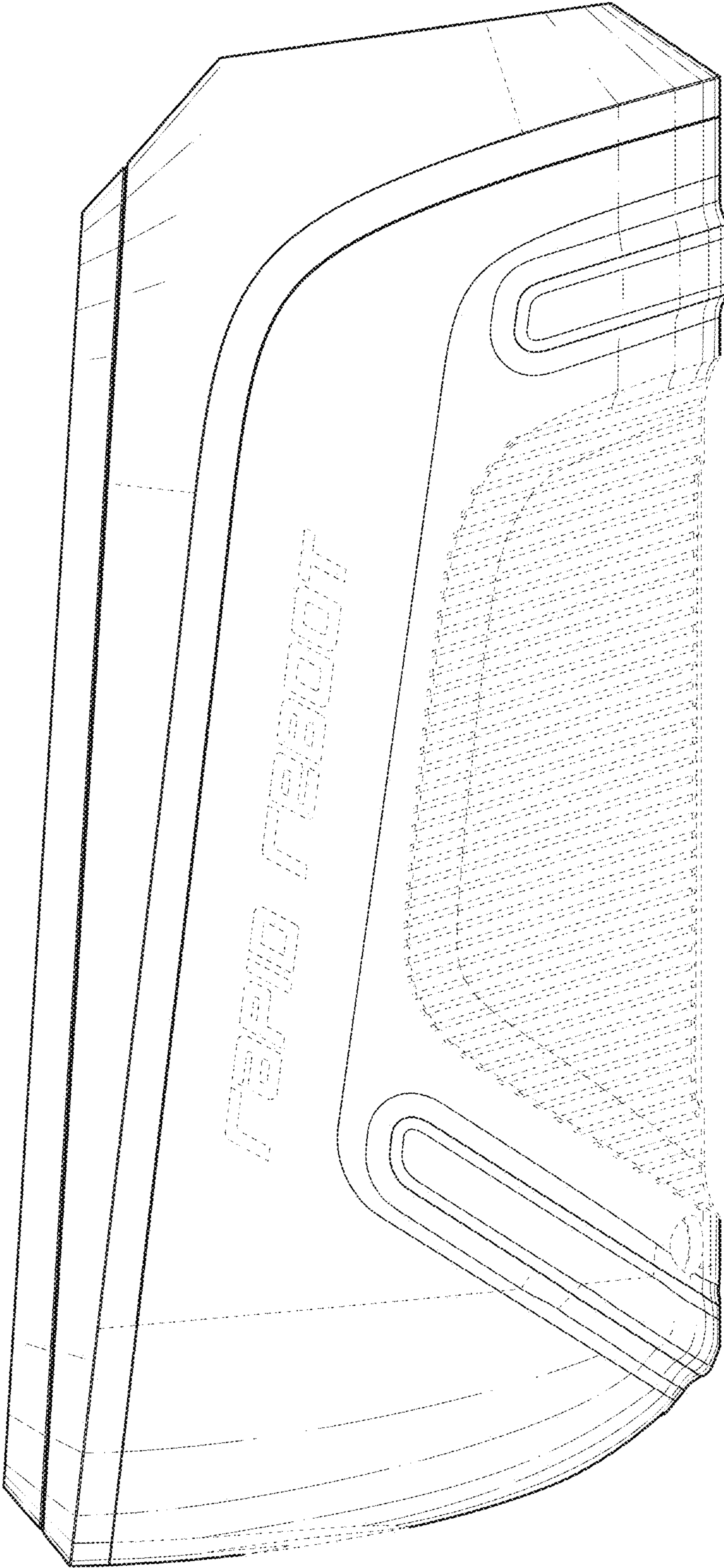


FIG. 4

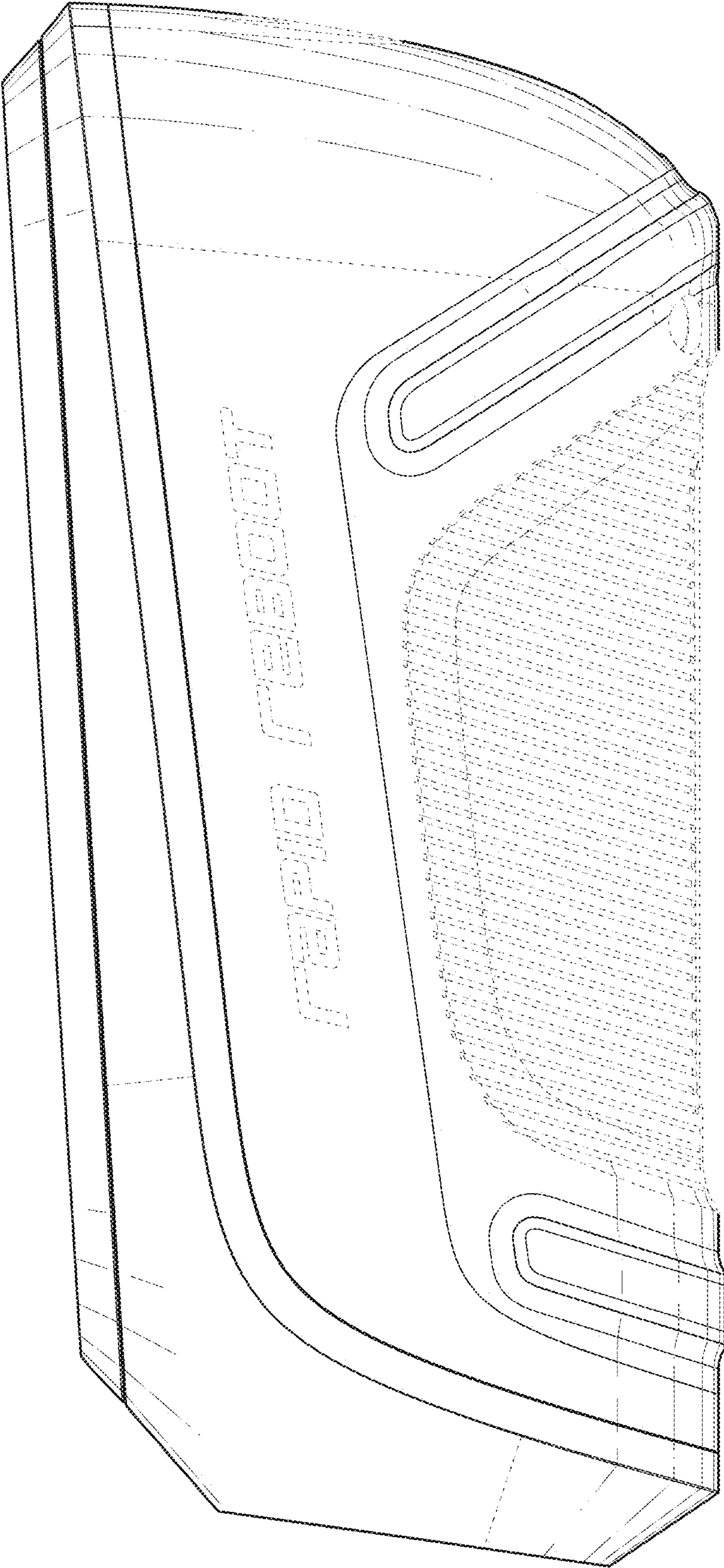


FIG. 5




FIG. 6

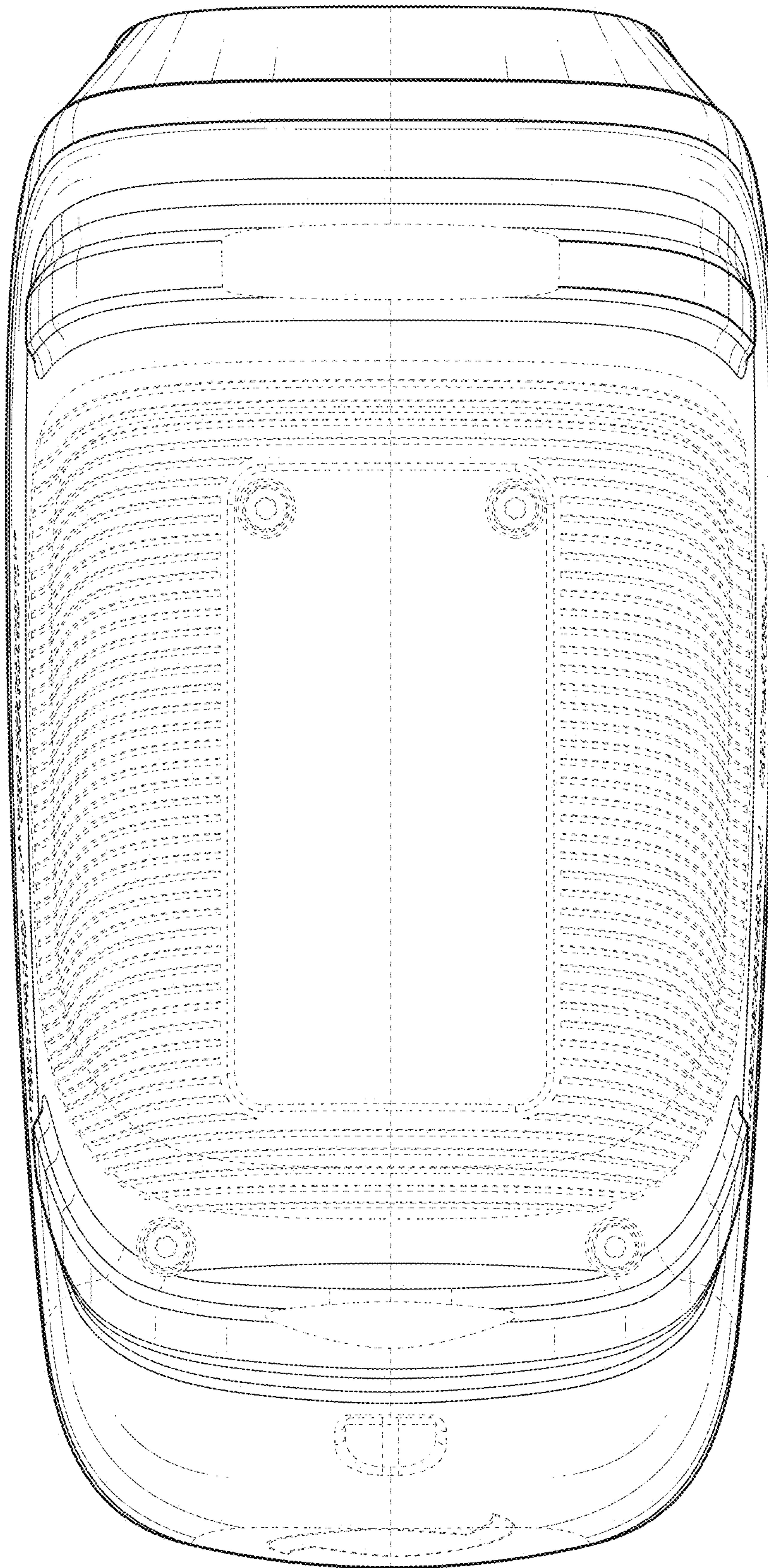


FIG. 7