

US00D932484S

(12) **United States Design Patent** (10) **Patent No.:** **US D932,484 S**
Kwak et al. (45) **Date of Patent:** **** Oct. 5, 2021**

(54) **LAPTOP**

(71) Applicant: **NVIDIA Corporation**, San Jose, CA (US)

(72) Inventors: **Yongju Kwak**, San Jose, CA (US);
Boris Landwehr, Thousand Oaks, CA (US); **Pei-Lin Lo**, Taipei (TW);
Andrew Robert Bell, San Francisco, CA (US); **Gabriele Gorla**, Santa Clara, CA (US)

(73) Assignee: **NVIDIA Corporation**, San Jose, CA (US)

(**) Term: **15 Years**

(21) Appl. No.: **29/699,332**

(22) Filed: **Jul. 24, 2019**

(51) **LOC (13) Cl.** **14-02**

(52) **U.S. Cl.**
USPC **D14/315**

(58) **Field of Classification Search**
USPC D14/203.4, 247, 315-327, 331, 345-346,
D14/371-372, 376-377, 391-399, 401,
D14/429, 434, 440, 455-457, 477, 507,
D14/441, 448-451, 501, 203.8, 302, 336,
D14/339; D21/324, 409, 512, 515;
D24/158-159, 186
CPC B41J 3/36; G06F 1/1616; G06F 1/1643
See application file for complete search history.

(56) **References Cited**

U.S. PATENT DOCUMENTS

D258,479 S * 3/1981 Mills D19/91
D526,317 S * 8/2006 Takada D14/327
D601,353 S * 10/2009 Sadler D14/371
D621,824 S * 8/2010 Andre D14/315
D634,316 S * 3/2011 Van Den Nieuwenhuizen
D14/336
D641,177 S * 7/2011 Chamberlain D6/310
D690,691 S * 10/2013 Hoshi D14/336

D737,277 S * 8/2015 Song D14/450
D783,597 S * 4/2017 Senatori D14/315
D807,345 S * 1/2018 Senatori D14/316
D811,389 S * 2/2018 Kim D14/345
10,078,351 B1 * 9/2018 Chang G06F 1/1616
(Continued)

FOREIGN PATENT DOCUMENTS

CN 305877868 * 6/2020
DE 402019101133-0001 * 12/2019

OTHER PUBLICATIONS

NPL #1: Magic Keyboard and ipad, Apple, forums.macrumors.com, published by MacRumors on Apr. 22, 2020 © not listed, online, site visited May 25, 2021. Available from Internet, URL: https://forums.macrumors.com/threads/testing-apples-new-magic-keyboard-for-ipad-pro.2232238/ (Year: 2020).*

Primary Examiner — Holly E Thurman
Assistant Examiner — Altaira J Swangin
(74) *Attorney, Agent, or Firm* — Shook, Hardy & Bacon LLP

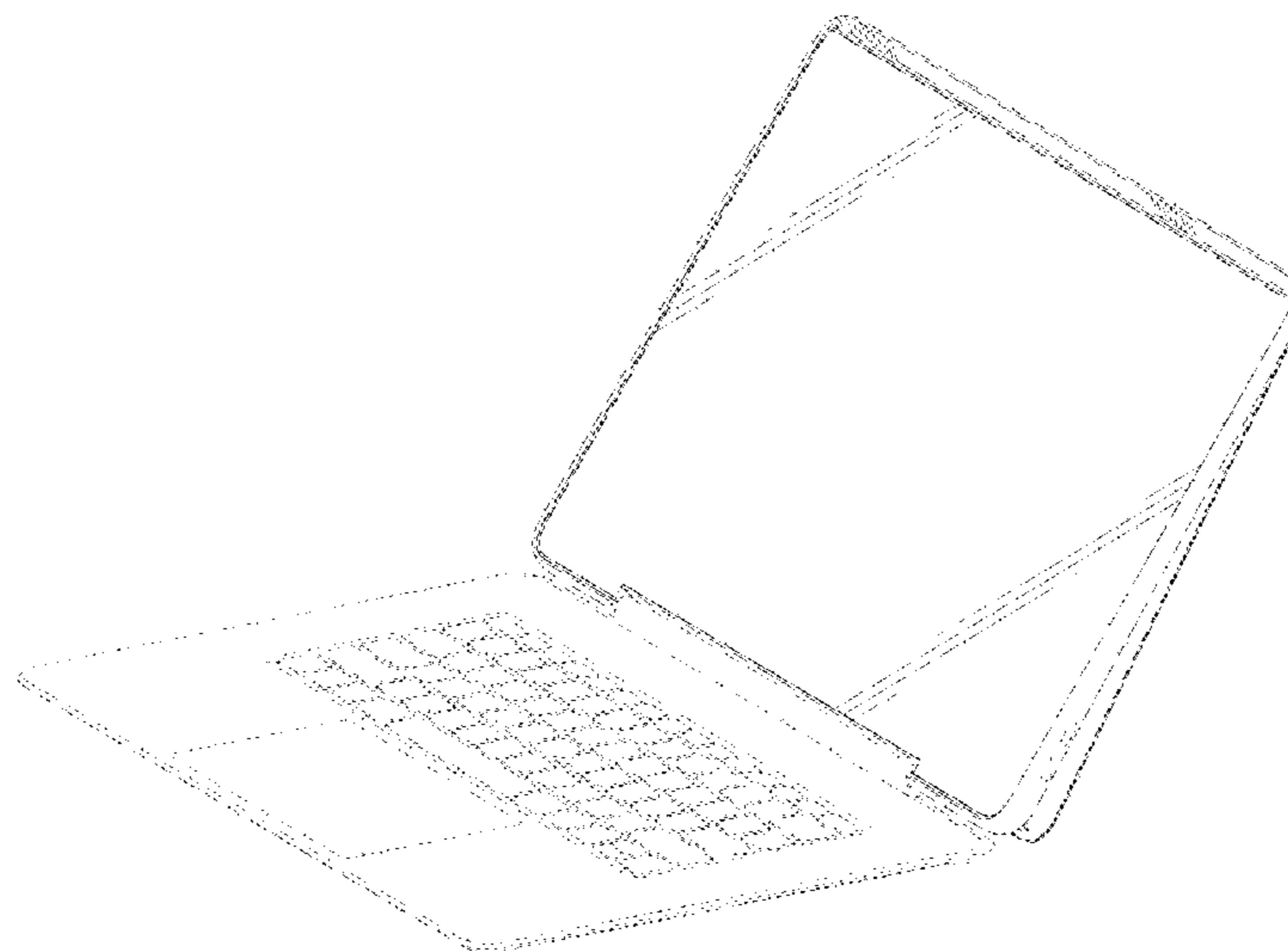
(57) **CLAIM**

The ornamental design for a laptop, as shown and described.

DESCRIPTION

FIG. 1 is a front perspective view of a laptop showing the design;
FIG. 2 is a rear perspective view thereof;
FIG. 3 is a front view thereof;
FIG. 4 is a back view thereof;
FIG. 5 is a left side view thereof;
FIG. 6 is a right side view thereof;
FIG. 7 is a top view thereof; and,
FIG. 8 is a bottom view thereof.
The broken lines are directed to environment, represent unclaimed subject matter, and form no part of the claimed design.

1 Claim, 8 Drawing Sheets






FIG. 1

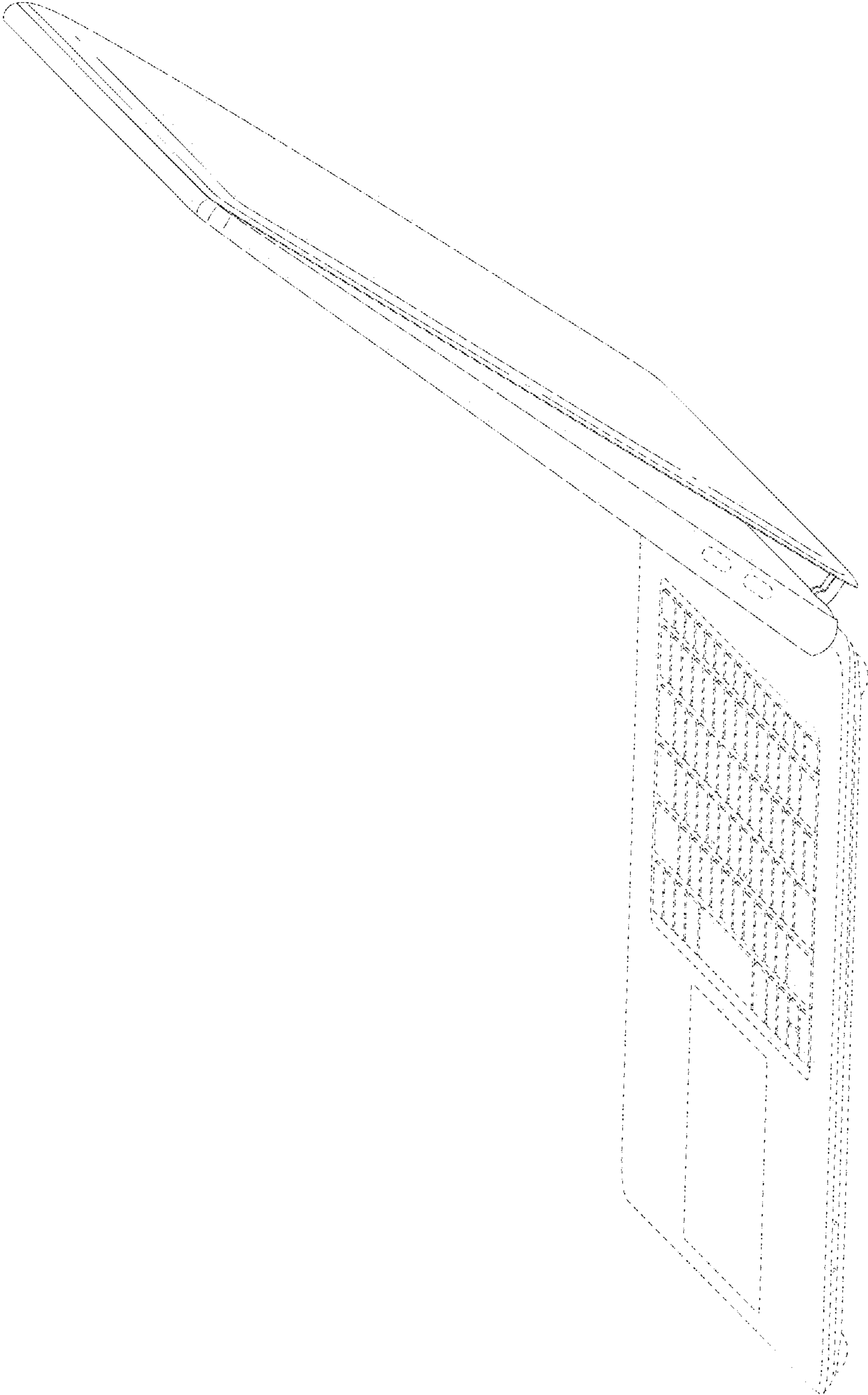


FIG. 2




FIG. 3




FIG. 4

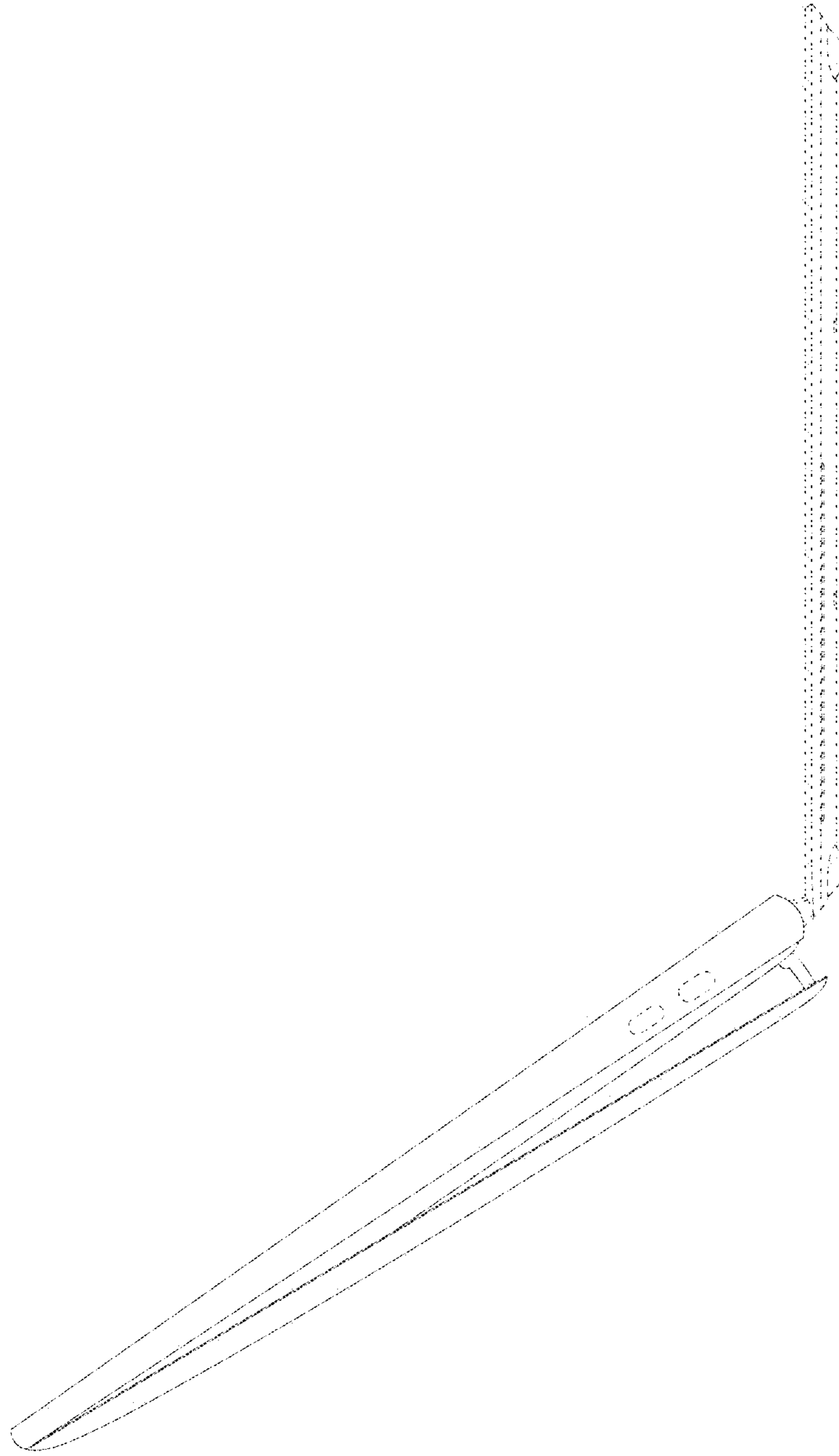


FIG. 5

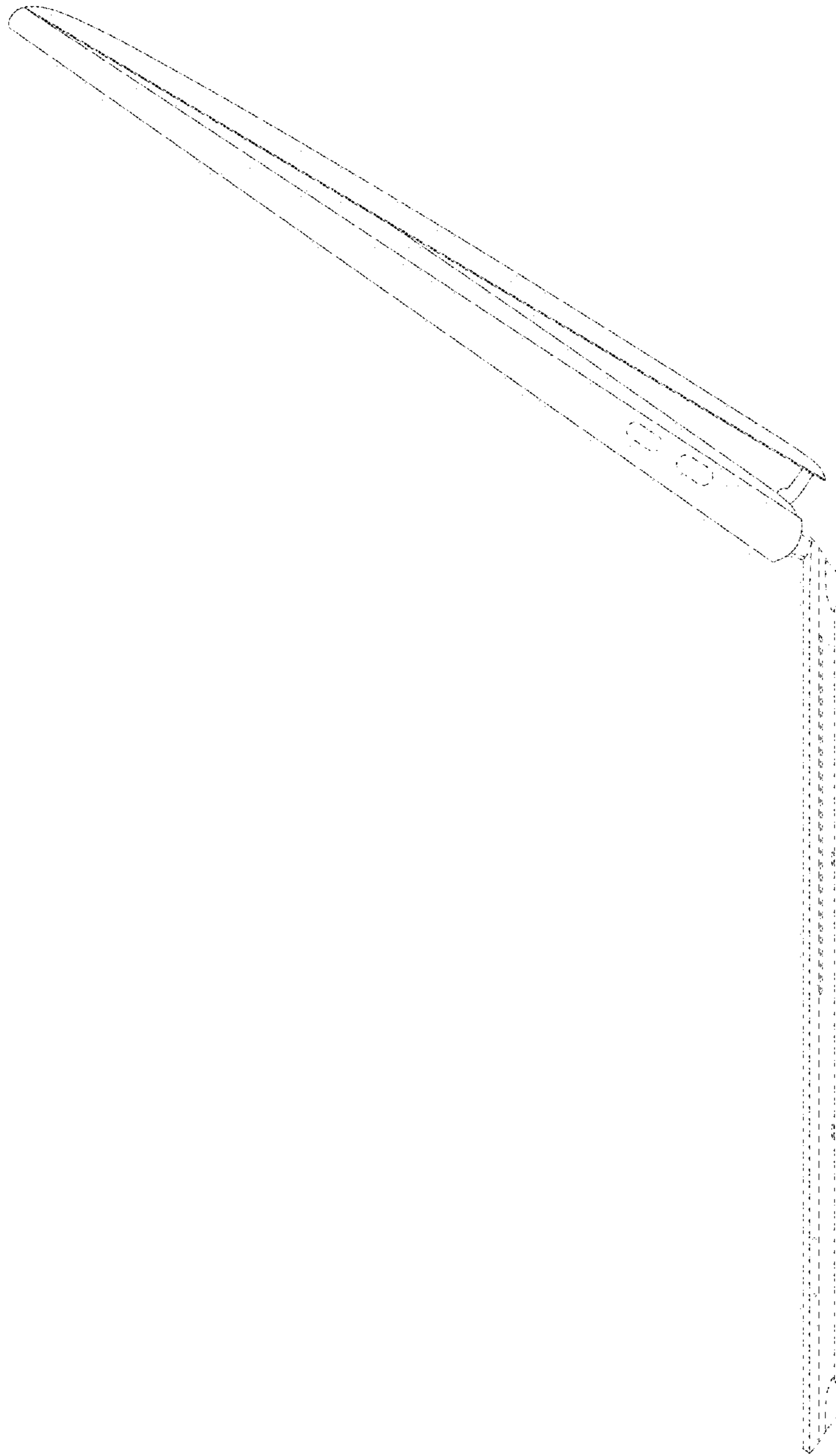


FIG. 6




FIG. 7




FIG. 8