

US00D932478S

(12) **United States Design Patent** (10) **Patent No.:** **US D932,478 S**
Zhou (45) **Date of Patent:** **** Oct. 5, 2021**

(54) **PROTECTIVE CASE FOR MOBILE PHONE**

(71) Applicant: **SHENZHEN XUXINGCHUANGCHEN TECHNOLOGY LIMITED COMPANY, Shenzhen (CN)**

(72) Inventor: **Xiaoxia Zhou, Baoding (CN)**

(73) Assignee: **SHENZHEN XUXINGCHUANGCHEN TECHNOLOGY LIMITED COMPANY, Shenzhen (CN)**

(**) Term: **15 Years**

(21) Appl. No.: **29/692,487**

(22) Filed: **May 24, 2019**

(51) **LOC (13) Cl.** **14-03**

(52) **U.S. Cl.**
USPC **D14/250**

(58) **Field of Classification Search**
USPC D14/203.3–203.7, 439, 251–253, 447, D14/217, 240, 238.1, 250, 440, 248; D13/107–108, 103, 119; D3/201, 218, D3/247, 249, 269, 273, 301, 303
CPC . H04B 1/3888; A45C 13/02; A45C 2011/002; A45C 1/06; A45C 11/00; A45F 2005/026; A45F 2200/0525; A45F 2200/0516; H04M 1/0283; H04M 1/0202
See application file for complete search history.

(56) **References Cited**

U.S. PATENT DOCUMENTS

D638,828 S * 5/2011 Melanson D14/250
D638,829 S * 5/2011 Melanson D14/250
D673,545 S * 1/2013 Magness D14/250
D681,613 S * 5/2013 Magness D14/238.1
D681,623 S * 5/2013 Chang D14/250
D695,744 S * 12/2013 Weller D14/440

D698,343 S * 1/2014 Chang D14/250
D702,672 S * 4/2014 Mather D14/250
D715,052 S * 10/2014 Fair D3/301
D717,781 S * 11/2014 Kim D14/250
D721,358 S * 1/2015 Pickett D14/250
D723,019 S * 2/2015 Chan D14/250
D725,117 S * 3/2015 Melanson D14/440
D754,651 S * 4/2016 Roberts D14/250
D772,856 S * 11/2016 Taylor D14/250
D772,858 S * 11/2016 Hu D14/250

(Continued)

Primary Examiner — Carla J Wright

(74) *Attorney, Agent, or Firm* — Li & Cai Intellectual Property (USA) Office

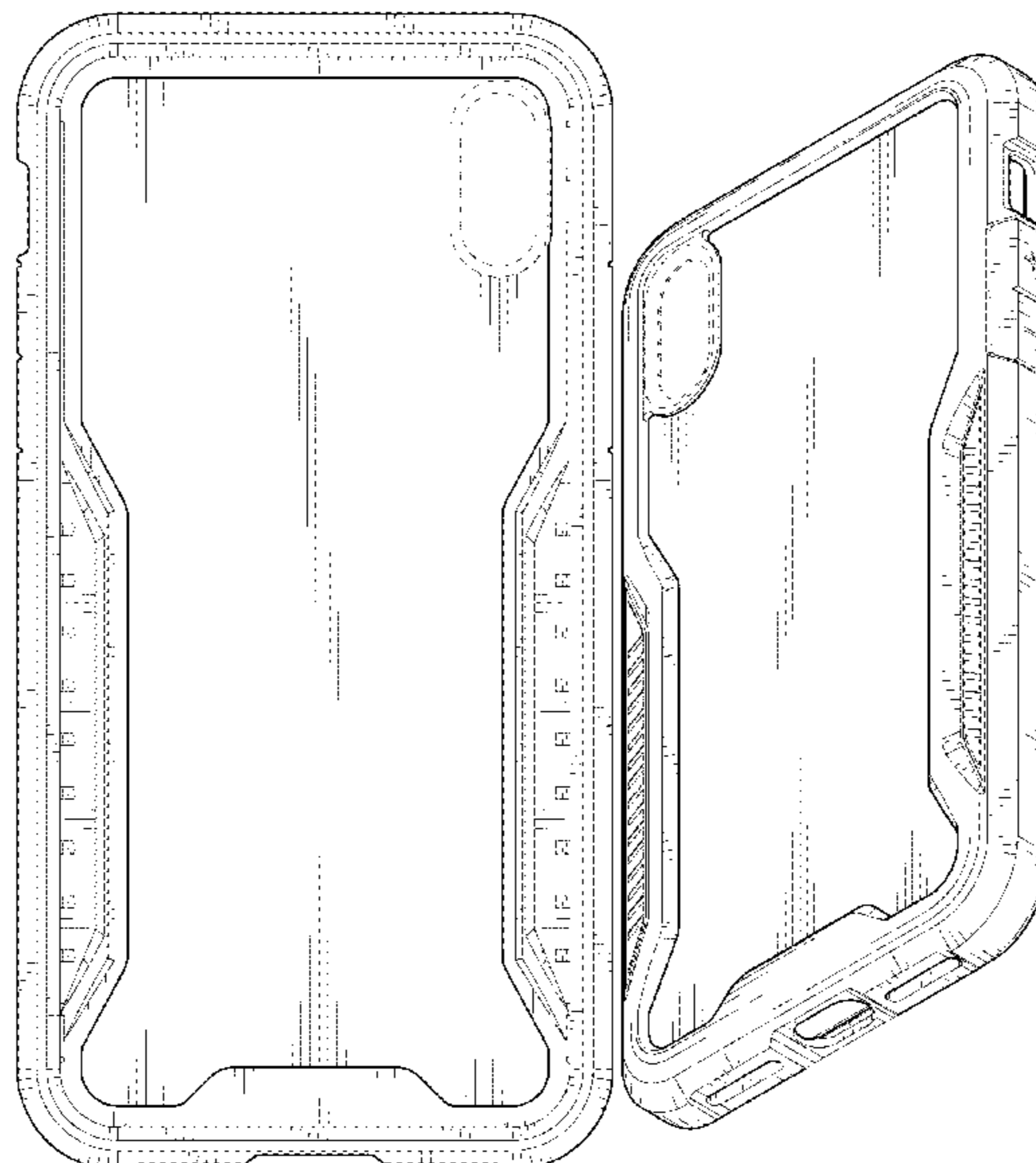
(57) **CLAIM**

The ornamental design for a protective case for mobile phone, as shown and described.

DESCRIPTION

FIG. 1 is a front, right and top perspective view of a protective case for mobile phone showing my new design; FIG. 2 is a front elevational view thereof; FIG. 3 is a rear elevational view thereof; FIG. 4 is a left side elevational view thereof; FIG. 5 is a right side elevational view thereof; FIG. 6 is a top plan view thereof; FIG. 7 is a bottom plan view thereof; FIG. 8 is a rear, left and bottom perspective view thereof; and, FIG. 9 is an enlarged front, left-side, and bottom perspective view of an upper corner portion of the protective case. The dot-dash broken line in FIG. 9 delineates a portion of the protective case for mobile phone, including claimed subject matter, that is shown on an enlarged scale in this drawing view. The dashed broken lines throughout the drawing figures depict portions of the protective case for mobile phone, in which the design is embodied, that form no part of the claimed design.

1 Claim, 7 Drawing Sheets



(56)

References Cited

U.S. PATENT DOCUMENTS

D798,288 S *	9/2017	Babichenko	D14/250
D798,854 S *	10/2017	Babichenko	D14/250
D808,369 S *	1/2018	Kim	D14/250
D865,740 S *	11/2019	Altschul	D14/250
D877,728 S *	3/2020	Kim	D14/250
D878,345 S *	3/2020	Kim	D14/250
D892,101 S *	8/2020	Kim	D14/250
D905,038 S *	12/2020	Zhang	D14/250
2015/0097009 A1 *	4/2015	Burgess	H04B 1/3888 224/191

* cited by examiner




FIG. 1

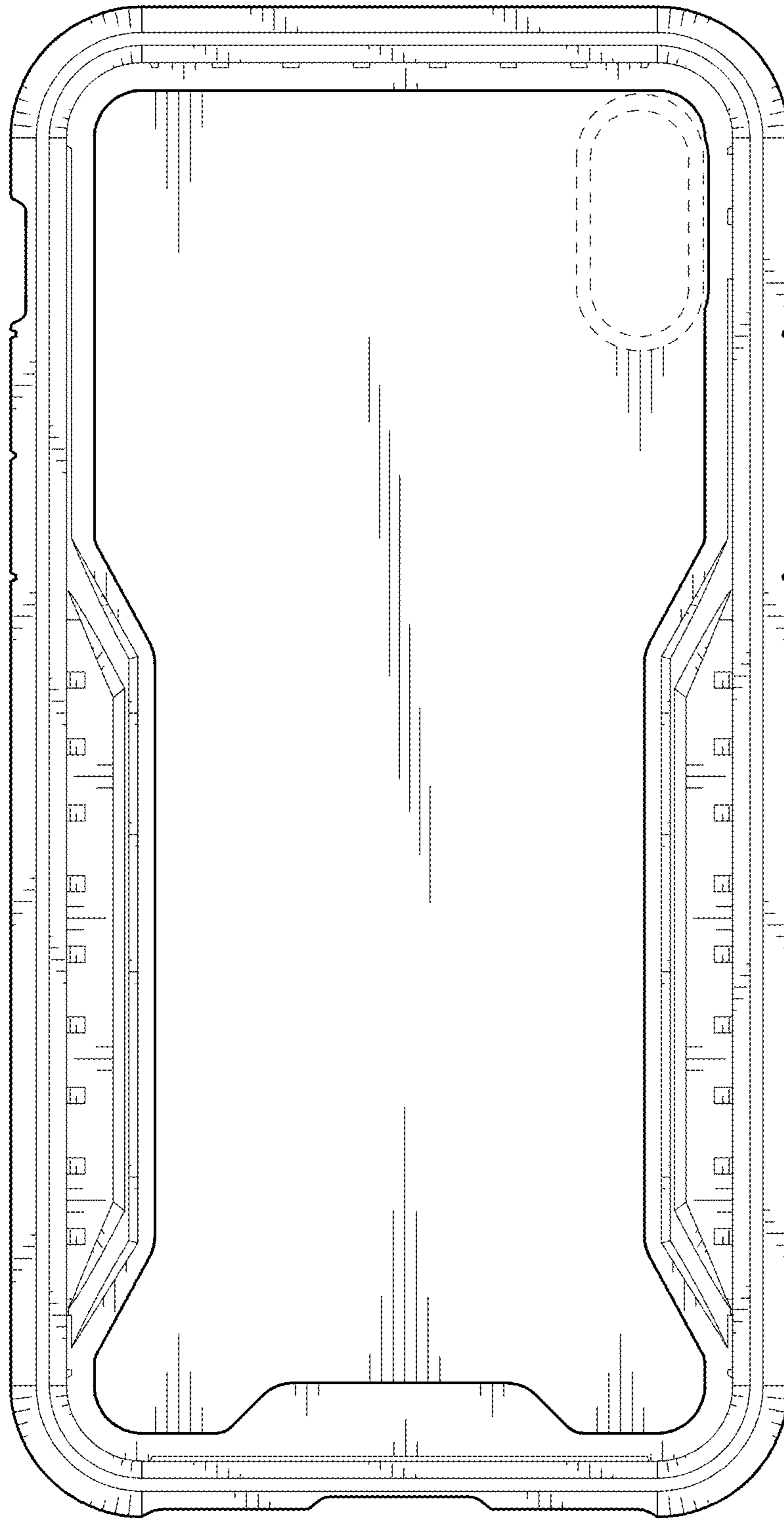


FIG. 2

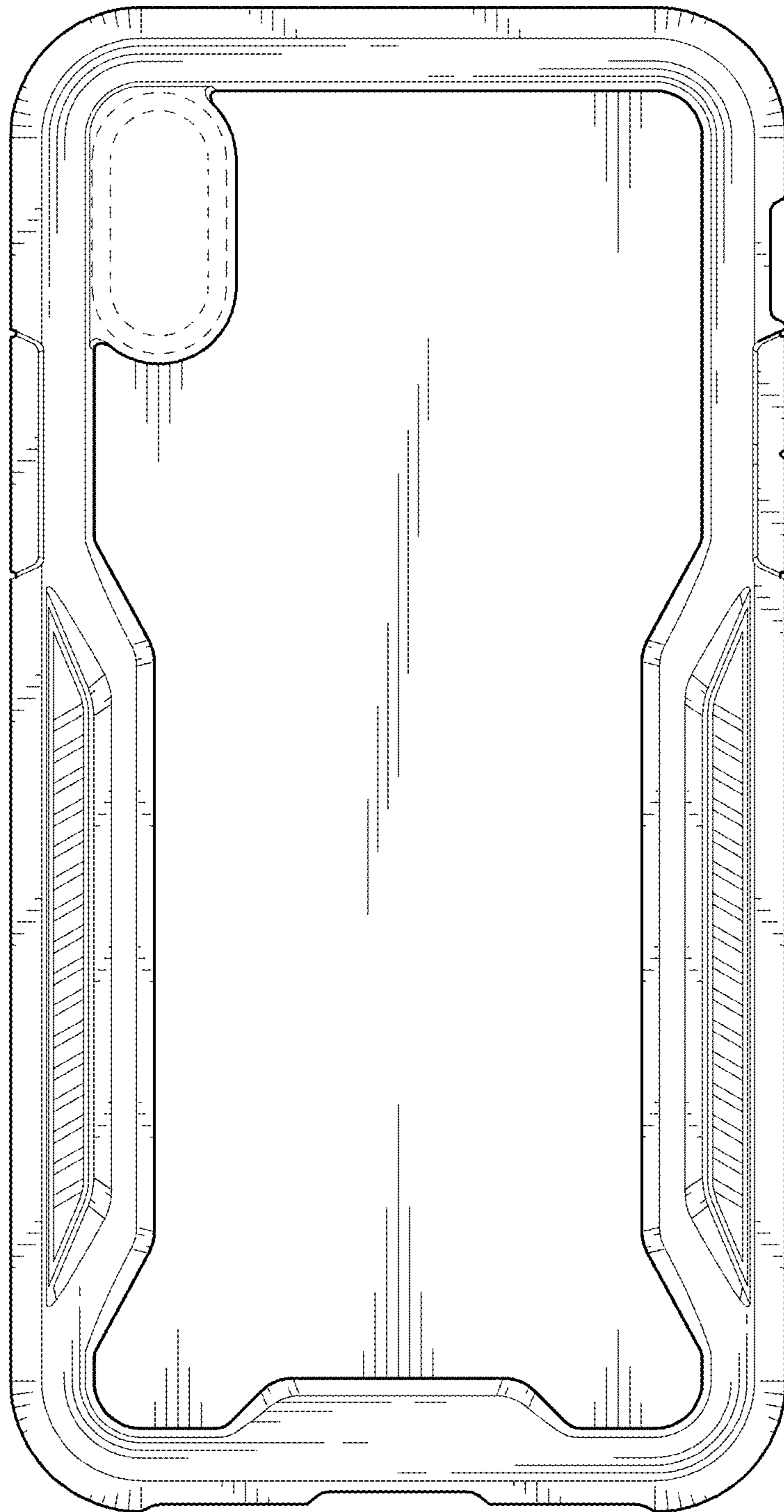


FIG. 3




FIG. 4

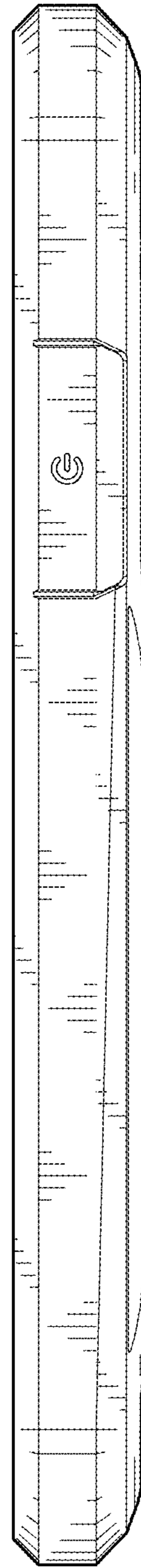


FIG. 5

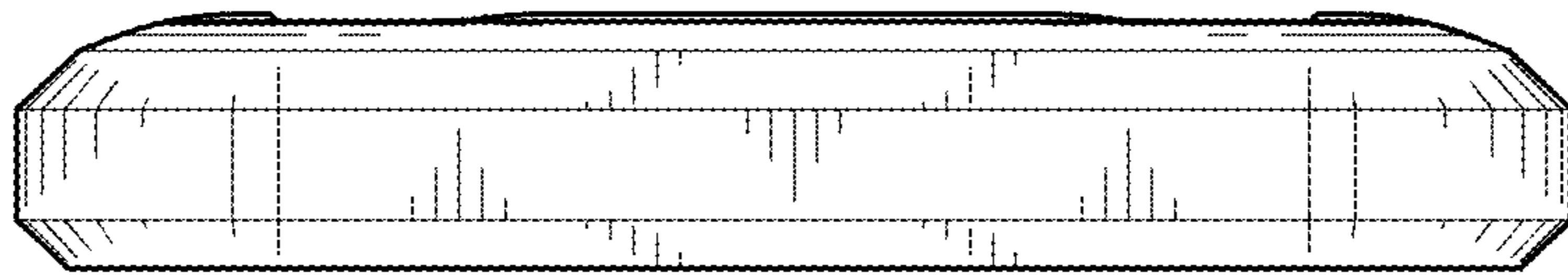


FIG. 6

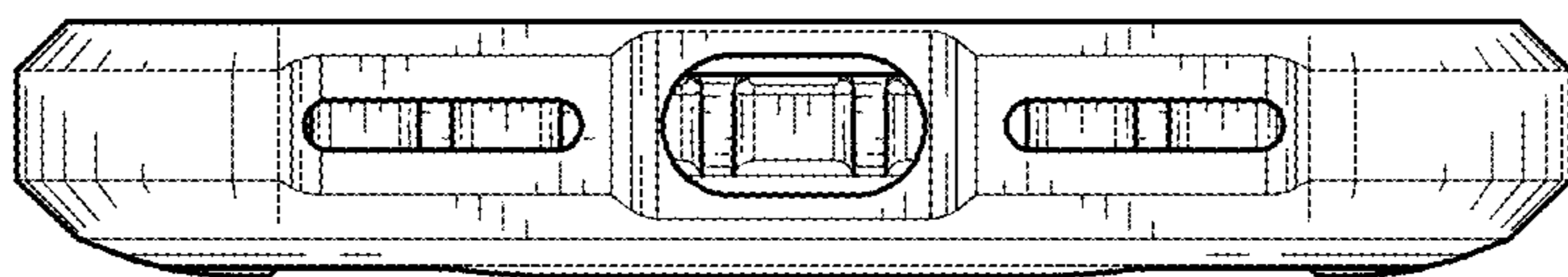


FIG. 7

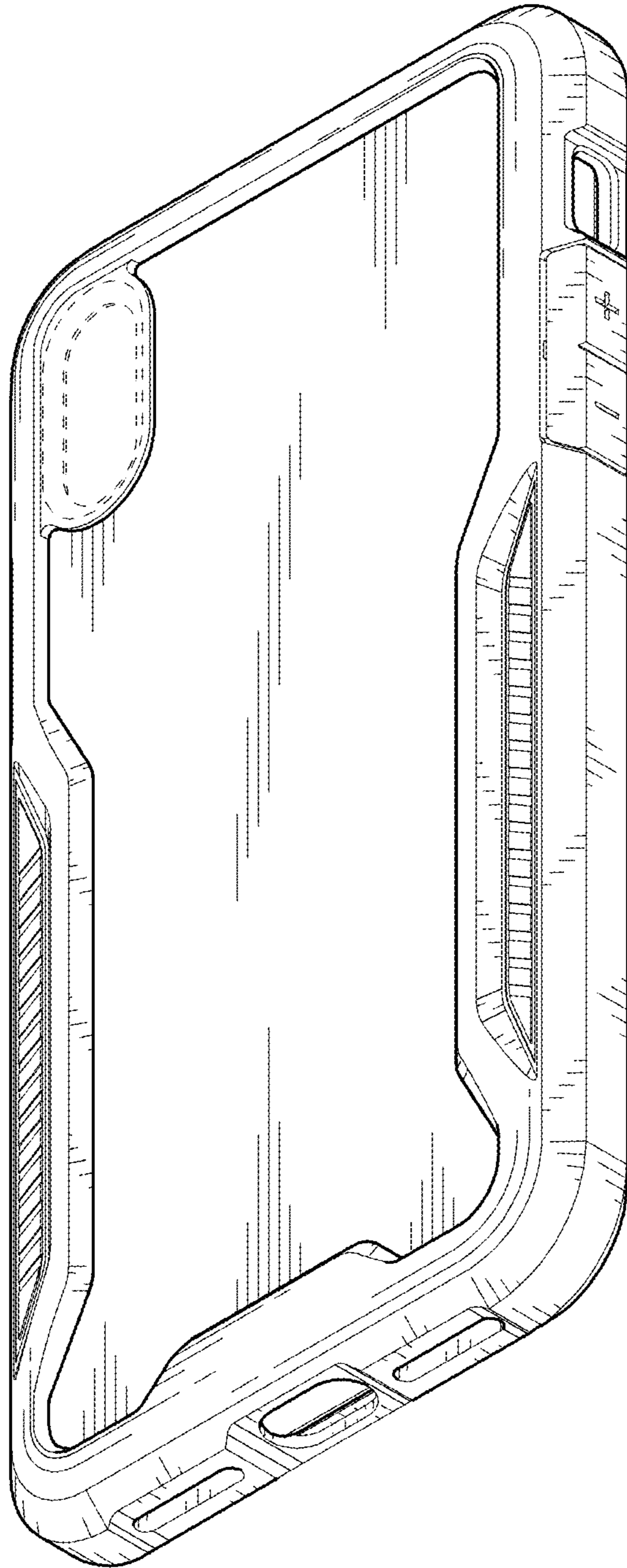


FIG. 8

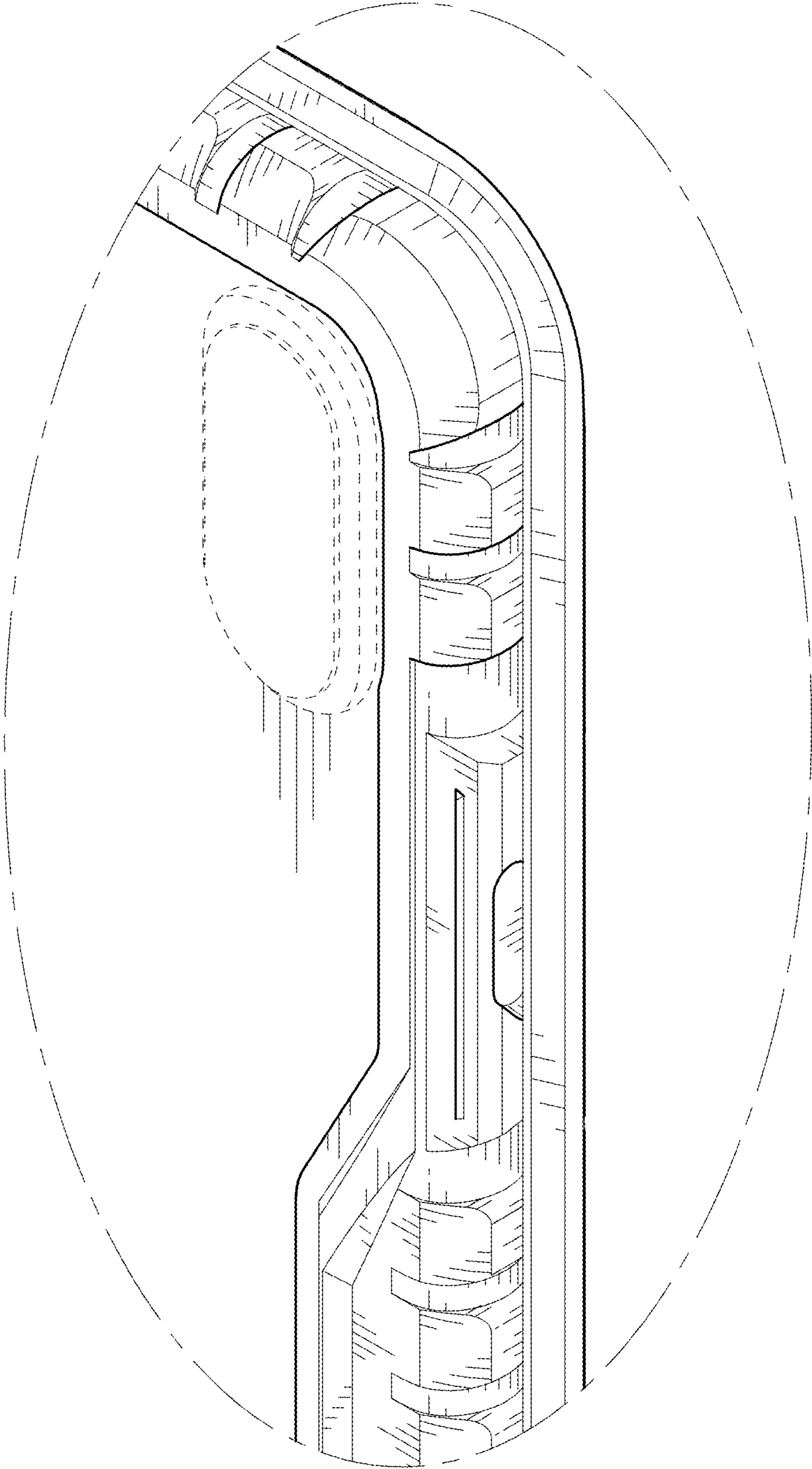


FIG. 9