



US00D932456S

(12) **United States Design Patent**
Paterson et al.

(10) **Patent No.:** **US D932,456 S**

(45) **Date of Patent:** **** Oct. 5, 2021**

(54) **ELECTRONIC DEVICE**

(71) Applicant: **Amazon Technologies, Inc.**, Seattle, WA (US)

(72) Inventors: **Michael Edward James Paterson**, San Francisco, CA (US); **Giles David Matthew McWilliam**, San Francisco, CA (US)

(73) Assignee: **Amazon Technologies, Inc.**, Seattle, WA (US)

(**) Term: **15 Years**

(21) Appl. No.: **29/694,661**

(22) Filed: **Jun. 12, 2019**

(51) **LOC (13) Cl.** **14-03**

(52) **U.S. Cl.**
USPC **D14/172**; D14/496; D14/358

(58) **Field of Classification Search**
USPC D14/240, 242, 125, 129, 130, 142, 155, D14/167, 168, 172, 188, 195, 299, 496,
(Continued)

(56) **References Cited**

U.S. PATENT DOCUMENTS

D233,762 S * 11/1974 Suyama D14/155
D301,868 S * 6/1989 Schwartz D13/158
(Continued)

OTHER PUBLICATIONS

Amazon—Echo Flex Smart Speaker with Alexa. (online) 9 pgs. Available as early as Nov. 2019 https://www.bestbuy.com/site/amazon-echo-flex-smart-speaker-with-alexa-white/6380475.p?skuld=6380475&ref=212&loc=1&ref=212&loc=1&ds_rl=1268652&gclid=EAlalQobChMI8baX5YHj8QIVAZZIXCh0RTAhdEAQYAYABEgKE5fD_BwE&gclsrc=aw.ds.*

(Continued)

Primary Examiner — Marie D. Fast Horse

(74) *Attorney, Agent, or Firm* — Lee & Hayes, P.C.

(57) **CLAIM**

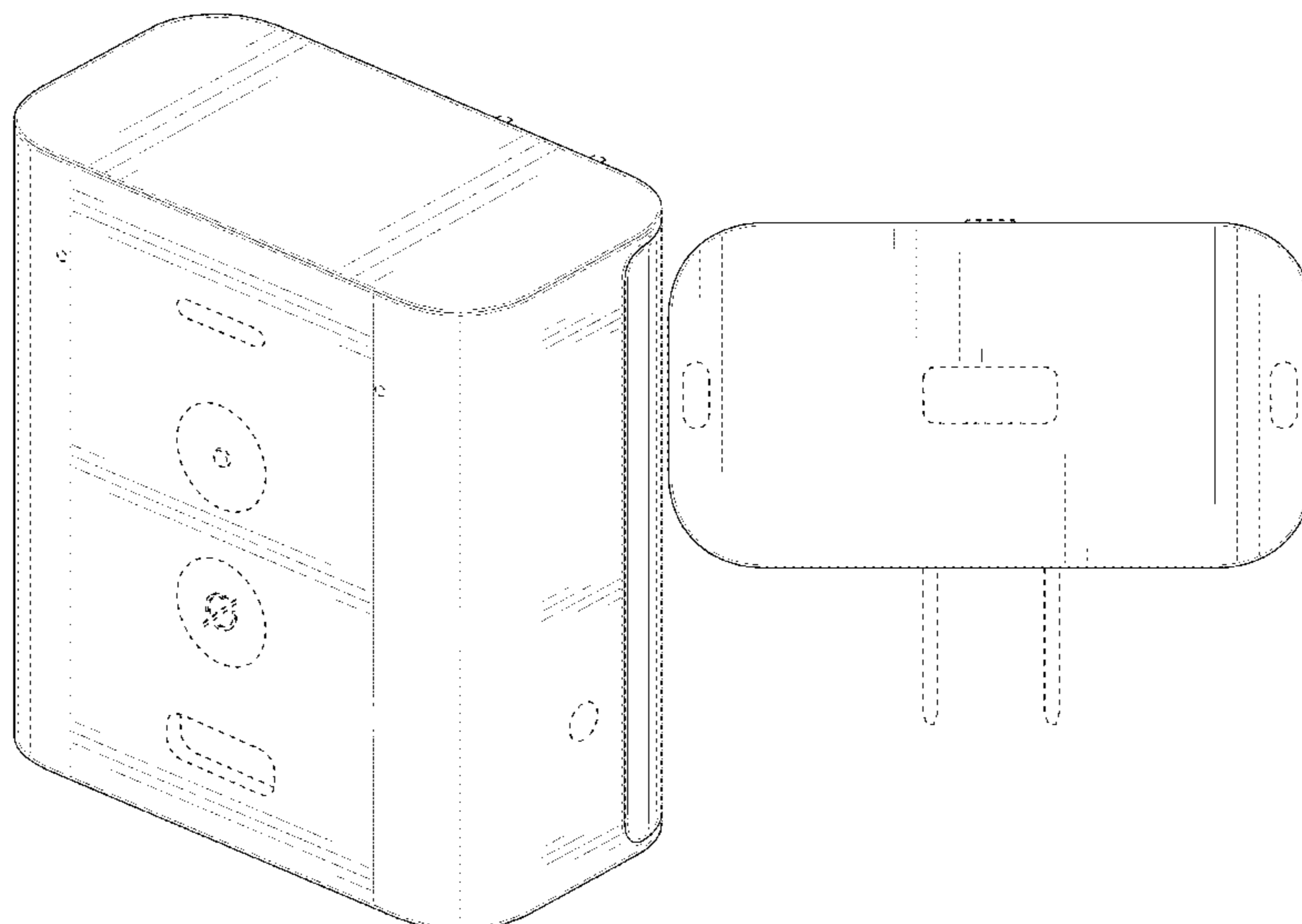
The ornamental design for an electronic device, as shown and described.

DESCRIPTION

FIG. 1 is a front, top, right perspective view of a first embodiment of an electronic device; FIG. 2 is a front view thereof; FIG. 3 is a back view thereof; FIG. 4 is a left-side view thereof; FIG. 5 is a right-side view thereof; FIG. 6 is a top view thereof; FIG. 7 is a bottom view thereof; FIG. 8 is a front, top, right perspective view of a second embodiment of an electronic device. The portion between dot-dash boundary lines forms no part of the claimed design; FIG. 9 is a front view thereof; FIG. 10 is a back view thereof; FIG. 11 is a left-side view thereof; FIG. 12 is a right-side view thereof; FIG. 13 is a top view thereof; FIG. 14 is a bottom view thereof; FIG. 15 is a front, top, right perspective view of a third embodiment of an electronic device. The portions between dot-dash boundary lines form no part of the claimed design; FIG. 16 is a front view thereof; FIG. 17 is a back view thereof; FIG. 18 is a left-side view thereof; FIG. 19 is a right-side view thereof; FIG. 20 is a top view thereof; and, FIG. 21 is a bottom view thereof.

The dashed broken lines depict portions of the electronic device that form no part of the claimed design. The dot-dashed broken lines represent boundaries of the claimed electronic device and form no part of the claimed design.

1 Claim, 21 Drawing Sheets



(58) **Field of Classification Search**

USPC D14/197, 198, 230, 348, 351, 356, 357,
 D14/358, 203.1, 204; D13/110, 123, 152,
 D13/158, 162, 162.1, 163, 184, 199, 108,
 D13/179, 137.1, 137.2; D10/104.1,
 D10/106.1, 106.6, 116.1, 61, 64, 75,
 D10/106.9, 106.95; D22/119, 120;
 D23/336; D26/26
 CPC ... G06F 1/1684; G06F 1/1688; G01R 21/133;
 H04L 65/1013; H04L 65/102; H04L
 65/103; H04L 49/40; H04L 12/00; H04L
 12/2803; H04L 12/2805; H04L 12/2807;
 H04L 12/2816; H04L 12/2834; H04W
 88/00; H04W 88/005; H04W 88/08;
 H04W 88/085; H02J 7/0044

See application file for complete search history.

(56) **References Cited**

U.S. PATENT DOCUMENTS

D302,019 S 7/1989 Dehlen
 D310,063 S * 8/1990 Cheng D13/137.3
 D314,368 S * 2/1991 Schwartz D13/137.3
 D378,617 S * 3/1997 Yuen D26/26
 D382,251 S * 8/1997 Tsui D13/137.1
 D436,082 S * 1/2001 Jilani D13/158
 D444,248 S * 6/2001 Boessel D26/26
 D487,728 S * 3/2004 Murray D13/162
 D489,337 S * 5/2004 Murray D13/162
 D492,262 S * 6/2004 Murray D13/162
 D492,263 S * 6/2004 Murray D13/162
 D508,427 S * 8/2005 Kaczmarek D10/104.1
 D526,662 S * 8/2006 Choi D14/496
 D544,853 S * 6/2007 Harris D14/168
 D565,036 S * 3/2008 Ju D14/240
 D566,685 S * 4/2008 Koller D14/168
 D572,704 S * 7/2008 Chang D14/214
 D573,946 S * 7/2008 Ledbetter D13/110
 D573,985 S * 7/2008 Jeong D14/240
 D575,775 S * 8/2008 Sekine D13/137.3
 D582,346 S * 12/2008 Zhou D13/137.2
 D582,795 S * 12/2008 Stekelenburg D10/40
 D602,019 S * 10/2009 Wang D14/356
 D638,355 S * 5/2011 Chen D13/110
 D643,807 S * 8/2011 Jiang D13/103
 D656,124 S * 3/2012 Smith D14/204
 D658,122 S * 4/2012 Tsoi D13/108
 D677,223 S * 3/2013 Cho D13/110
 D681,551 S * 5/2013 Zaslavsky D13/110
 D687,023 S * 7/2013 Jung D14/242
 D687,375 S * 8/2013 Franco D13/108
 D697,865 S * 1/2014 Saito D13/103
 D705,170 S * 5/2014 Diehl D13/137.1
 D707,203 S * 6/2014 Xie D14/204
 D708,129 S * 7/2014 Houghton D13/103
 D711,463 S * 8/2014 Costabeber D14/300
 D711,821 S * 8/2014 Wang D13/108
 D711,823 S * 8/2014 Akana D13/110
 D714,753 S * 10/2014 Lee D14/140
 D715,797 S * 10/2014 Hiraga D14/358
 D718,785 S * 12/2014 Bang D14/496
 D722,018 S * 2/2015 Wang D13/108
 D724,583 S * 3/2015 Ge D14/358
 D729,762 S * 5/2015 Hu D14/194
 D731,419 S * 6/2015 Kao D13/108
 D731,969 S * 6/2015 Ackloo D13/110
 D733,051 S * 6/2015 Wang D13/108
 D734,313 S * 7/2015 Schmidt D14/300
 D738,854 S * 9/2015 Babcock D14/214
 D743,333 S * 11/2015 Nomi D13/108
 D743,886 S * 11/2015 Nomi D13/108
 D755,127 S * 5/2016 Wong D13/137.2
 D756,966 S * 5/2016 Feng D14/214
 D760,683 S * 7/2016 Larsen D14/204

D761,138 S * 7/2016 Manabe D10/65
 D763,190 S * 8/2016 Akana D13/110
 D771,039 S * 11/2016 Windstrup D14/356
 D778,835 S * 2/2017 Akana D13/110
 D781,812 S * 3/2017 Cho D14/204
 D800,077 S * 10/2017 Windstrup D13/162.1
 D807,827 S * 1/2018 Lu D13/137.2
 D812,000 S * 3/2018 Li D13/108
 D813,212 S * 3/2018 Nangeroni D14/358
 D813,852 S * 3/2018 Ni D14/240
 D816,648 S * 5/2018 Kwak D14/240
 D821,351 S * 6/2018 McManigal D14/204
 D822,651 S * 7/2018 Gutteridge D14/240
 D823,844 S * 7/2018 Ramones D14/358
 D825,458 S * 8/2018 Nauroy D13/137.2
 D827,584 S * 9/2018 Neilson D13/162
 D832,215 S * 10/2018 Xu D13/137.2
 D832,810 S * 11/2018 McManigal D14/204
 D833,415 S * 11/2018 Kitazawa D14/204
 D834,516 S * 11/2018 Jin D13/108
 D837,733 S * 1/2019 Bai D13/108
 D843,943 S * 3/2019 Yang D13/137.2
 D845,898 S * 4/2019 Laffon de Mazieres D13/110
 D848,419 S * 5/2019 Jun D14/356
 D849,687 S * 5/2019 Dai D13/137.2
 D851,597 S * 6/2019 Ding D13/137.2
 D852,132 S * 6/2019 Nauroy D13/108
 D852,138 S * 6/2019 Wen D13/137.1
 D852,139 S * 6/2019 Wen D13/137.1
 D852,140 S * 6/2019 Chen D13/137.2
 D858,790 S * 9/2019 Hsu D24/216
 D859,311 S * 9/2019 Liao D13/137.3
 D861,613 S * 10/2019 Dai D13/137.2
 D861,930 S * 10/2019 Wu D26/26
 D864,890 S * 10/2019 Henning D14/172
 D869,014 S * 12/2019 Wu D26/26
 D872,912 S * 1/2020 Wu D26/26
 D873,447 S * 1/2020 Wang D26/26
 D874,400 S * 2/2020 Akana D13/110
 D874,403 S * 2/2020 Canizares D13/137.2
 D878,325 S * 3/2020 Paterson D14/203.1
 D879,044 S * 3/2020 Fan D13/137.2
 D879,739 S * 3/2020 McWilliam D14/188
 D880,425 S * 4/2020 Chen D13/137.3
 D881,836 S * 4/2020 McWilliam D14/188
 D892,054 S * 8/2020 Langhammer D13/137.1
 D894,436 S * 8/2020 Wu D26/26
 D897,960 S * 10/2020 Silberman D13/137.1
 D900,795 S * 11/2020 Laffon de Mazieres D14/356
 D901,431 S * 11/2020 Paterson D14/203.1
 D902,863 S * 11/2020 Yang D13/137.2
 D903,665 S * 12/2020 Yoon D14/349
 D910,715 S * 2/2021 Li D14/496
 D911,969 S * 3/2021 Canizares D13/137.2
 D913,244 S * 3/2021 Lum D13/137.2
 D917,388 S * 4/2021 Bonilla D13/108
 D922,352 S * 6/2021 Byrd D14/204
 2009/0237031 A1 * 9/2009 McSweyn H02J 7/0044
 320/114
 2015/0311656 A1 * 10/2015 Lai H01R 31/065
 439/620.22
 2016/0344138 A1 * 11/2016 Kazmier H02J 7/0044
 2017/0019266 A1 * 1/2017 Lim H04L 12/2809
 2020/0021072 A1 * 1/2020 Govindasamy H04W 88/08

OTHER PUBLICATIONS

Japanese Office Action dated Jun. 26, 2020 for Japanese Design
 Application No. 2019-026856, a counterpart foreign application of
 the Design U.S. Appl. No. 29/694,661, 2 pages.
 Indian Office Action dated Jan. 13, 2020 for Indian Patent Appli-
 cation No. 324547-001, a counterpart of U.S. Appl. No. 29/694,661,
 2 pages.
 Korean Office Action dated Jul. 9, 2020 for Korean Patent Appli-
 cation No. 30-2019-58230, a counterpart of U.S. Appl. No. 29/694,661,
 2 pages.

(56)

References Cited

OTHER PUBLICATIONS

Canadian Office Action dated Apr. 21, 2021 for Canadian Application No. 191268, a foreign counterpart of U.S. Appl. No. 29/694,661, 2 pages.

* cited by examiner

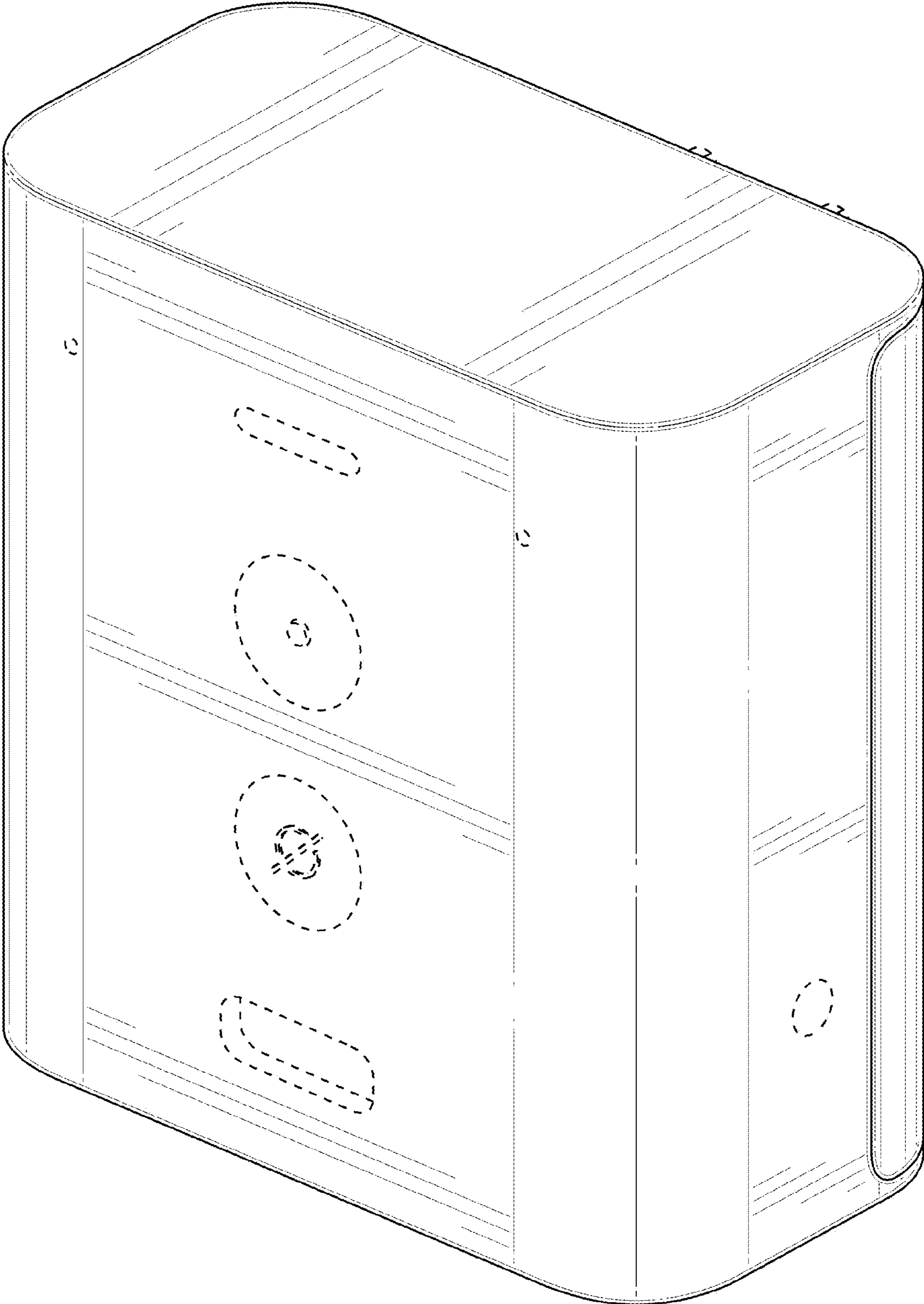


FIG. 1

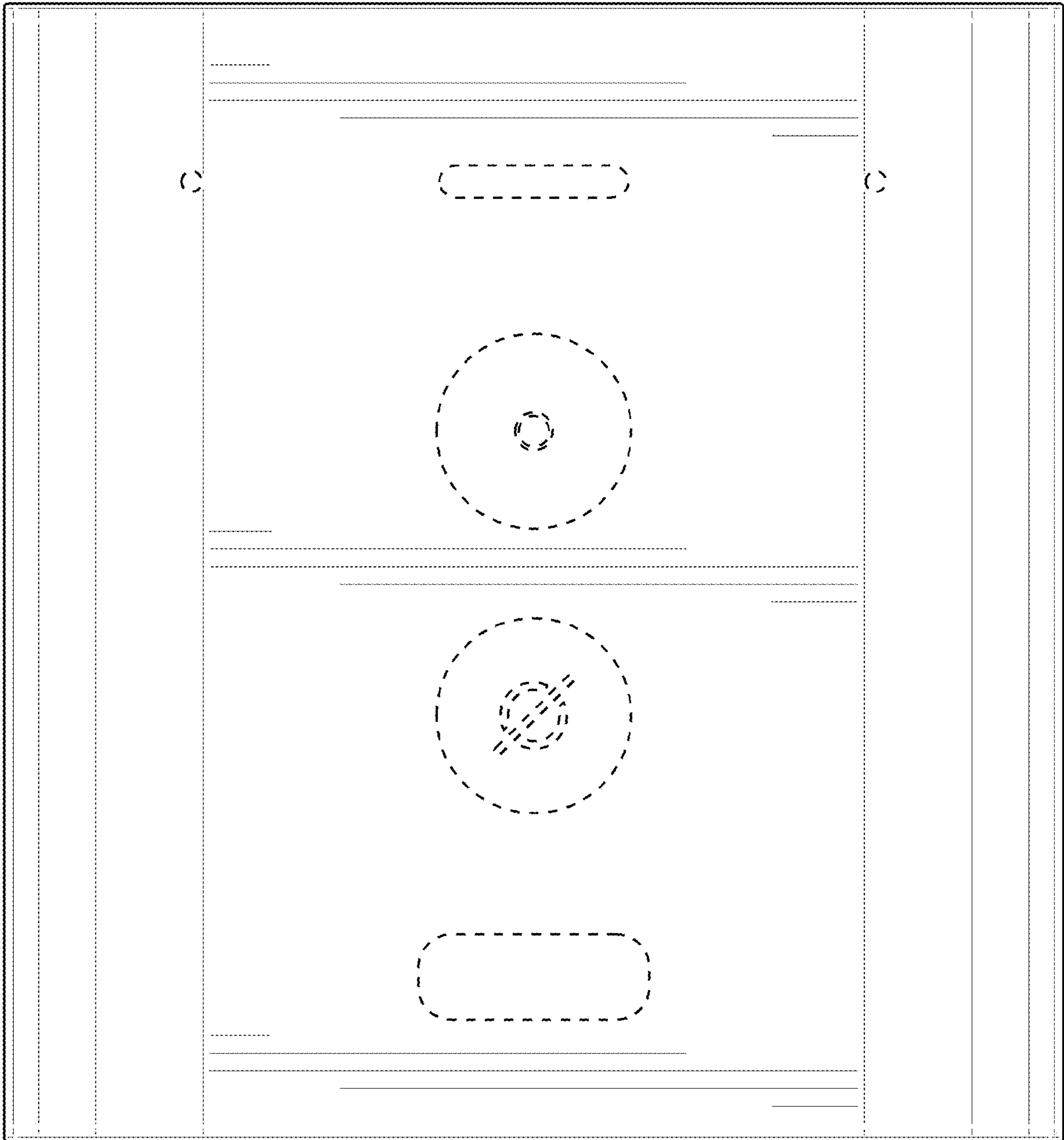


FIG. 2

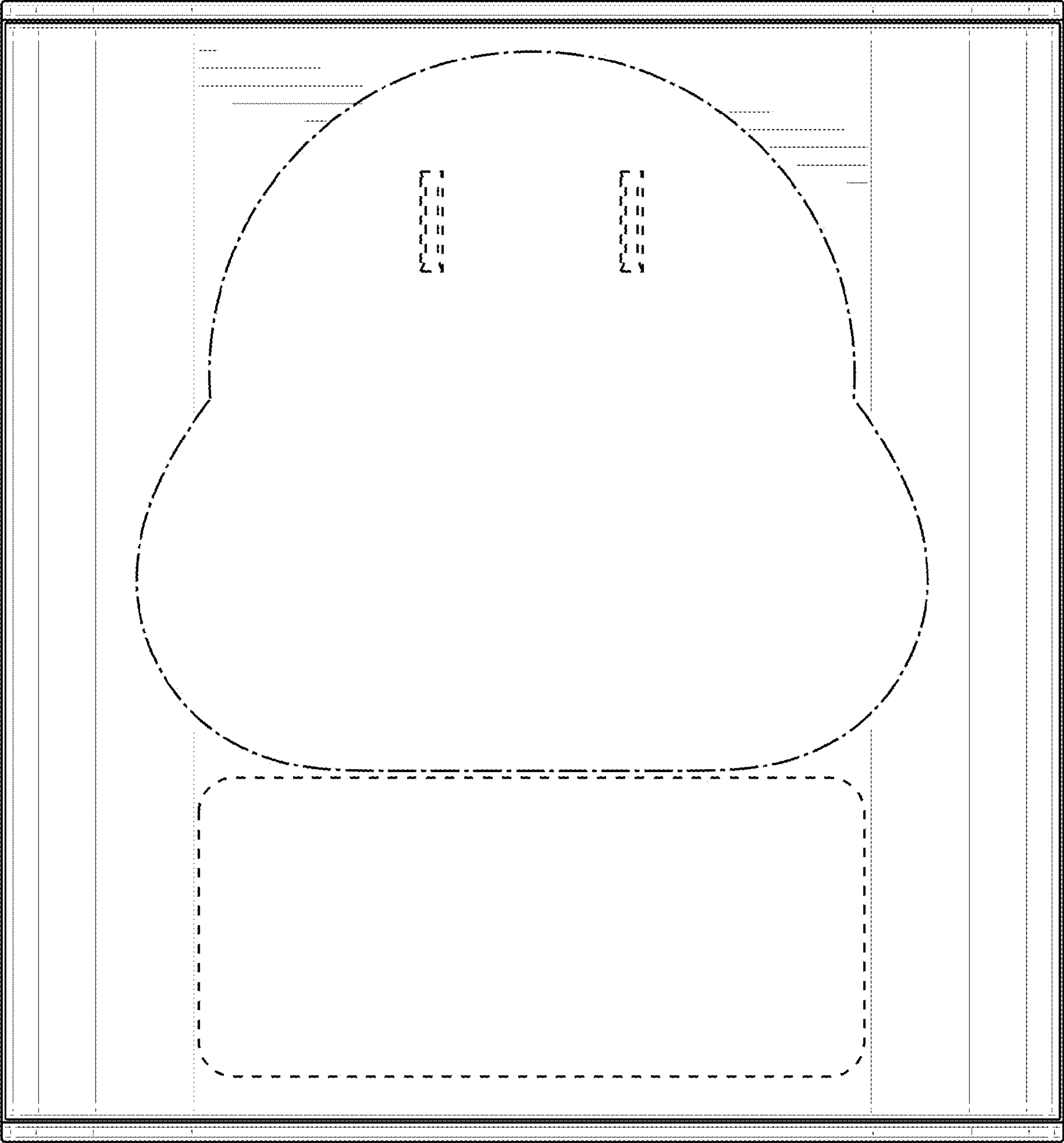


FIG. 3

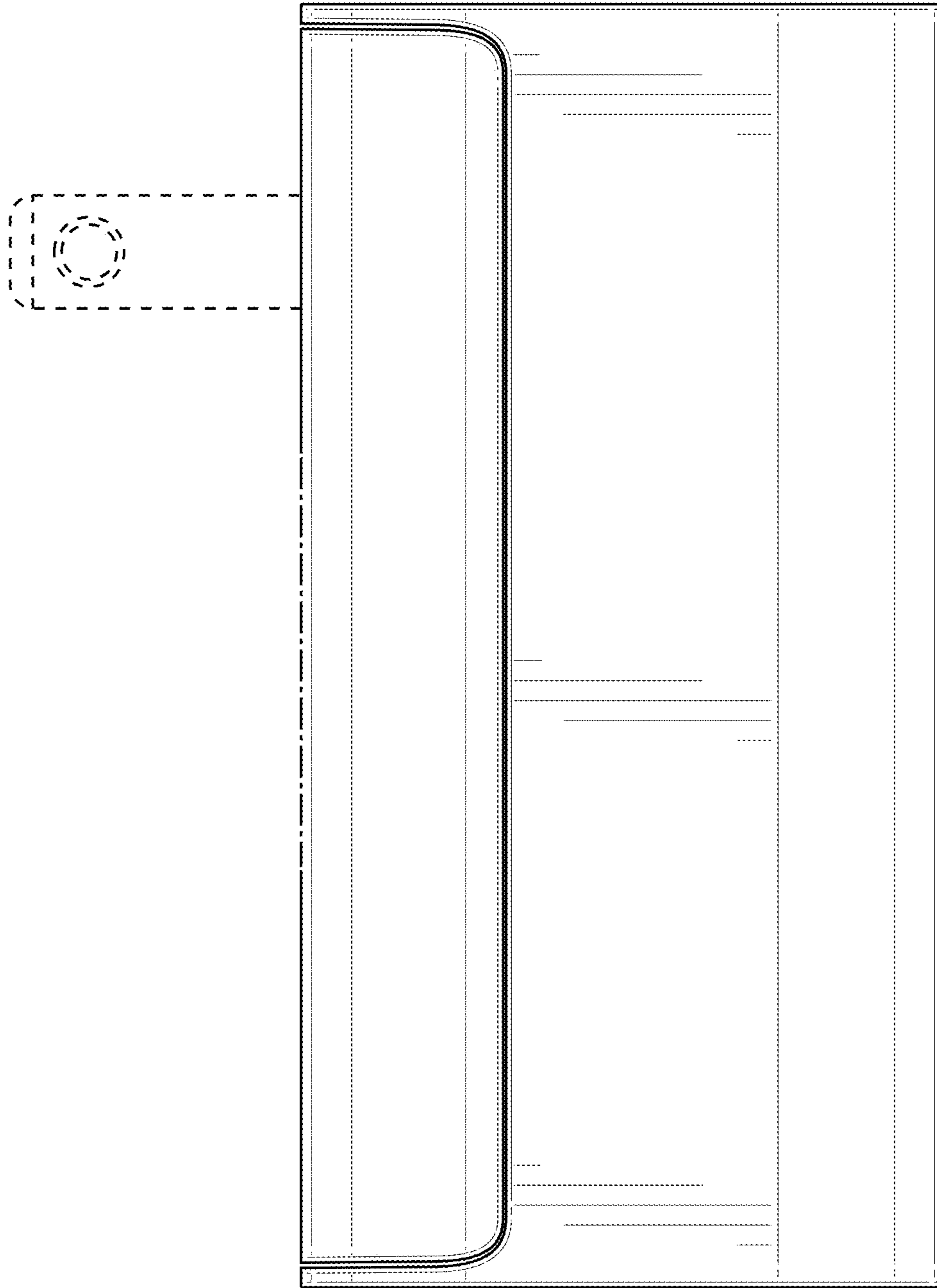


FIG. 4

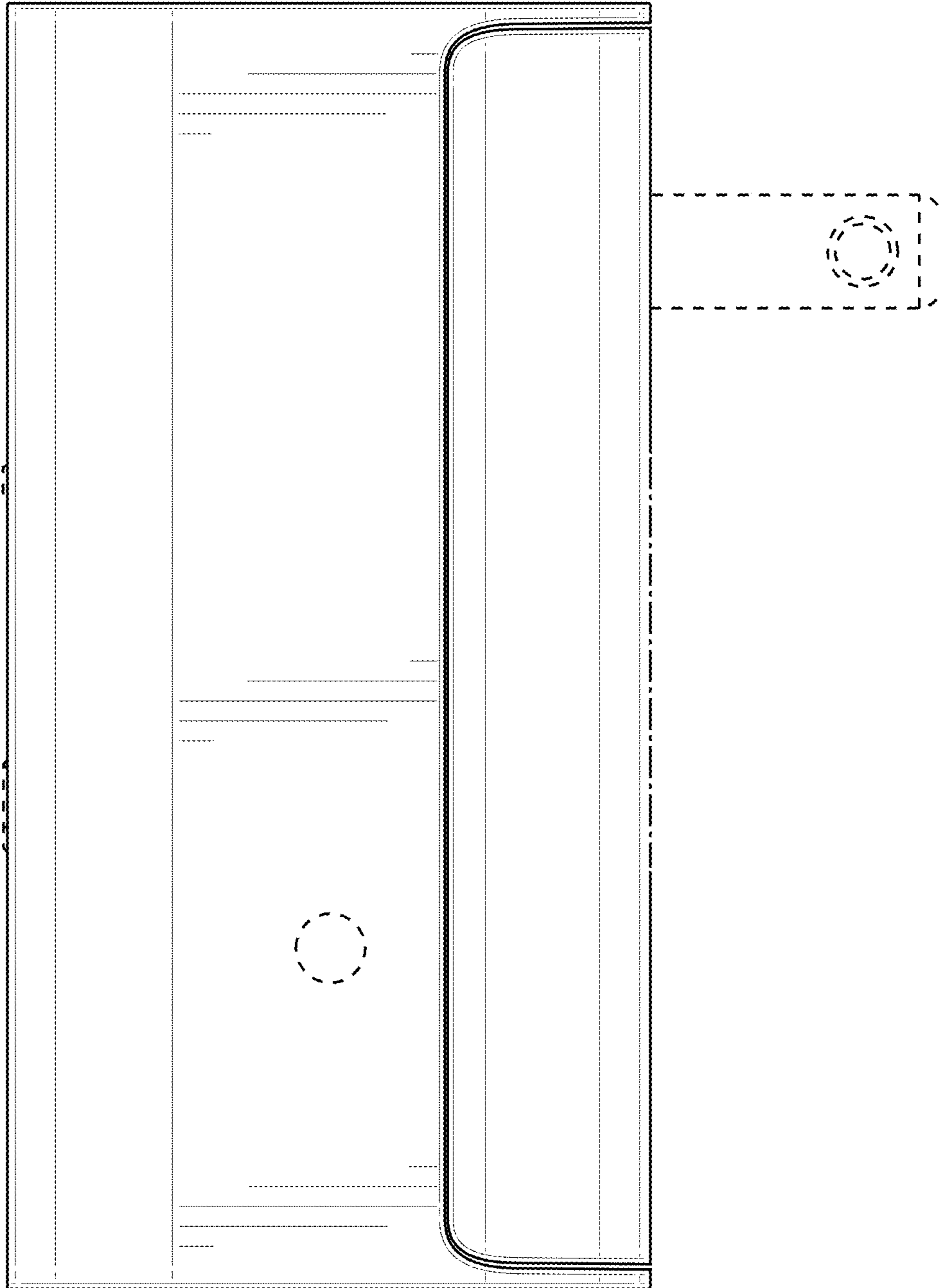


FIG. 5

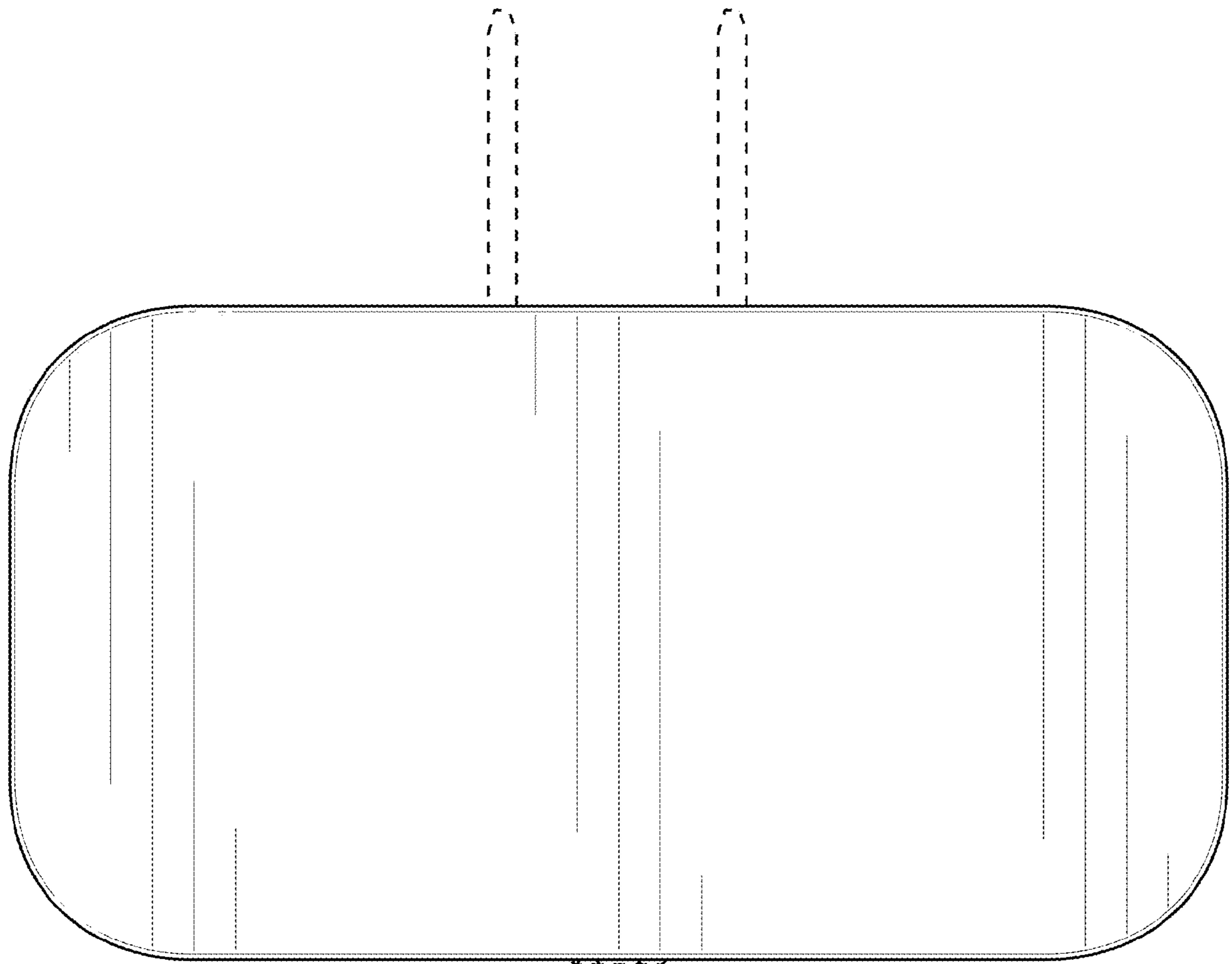


FIG. 6

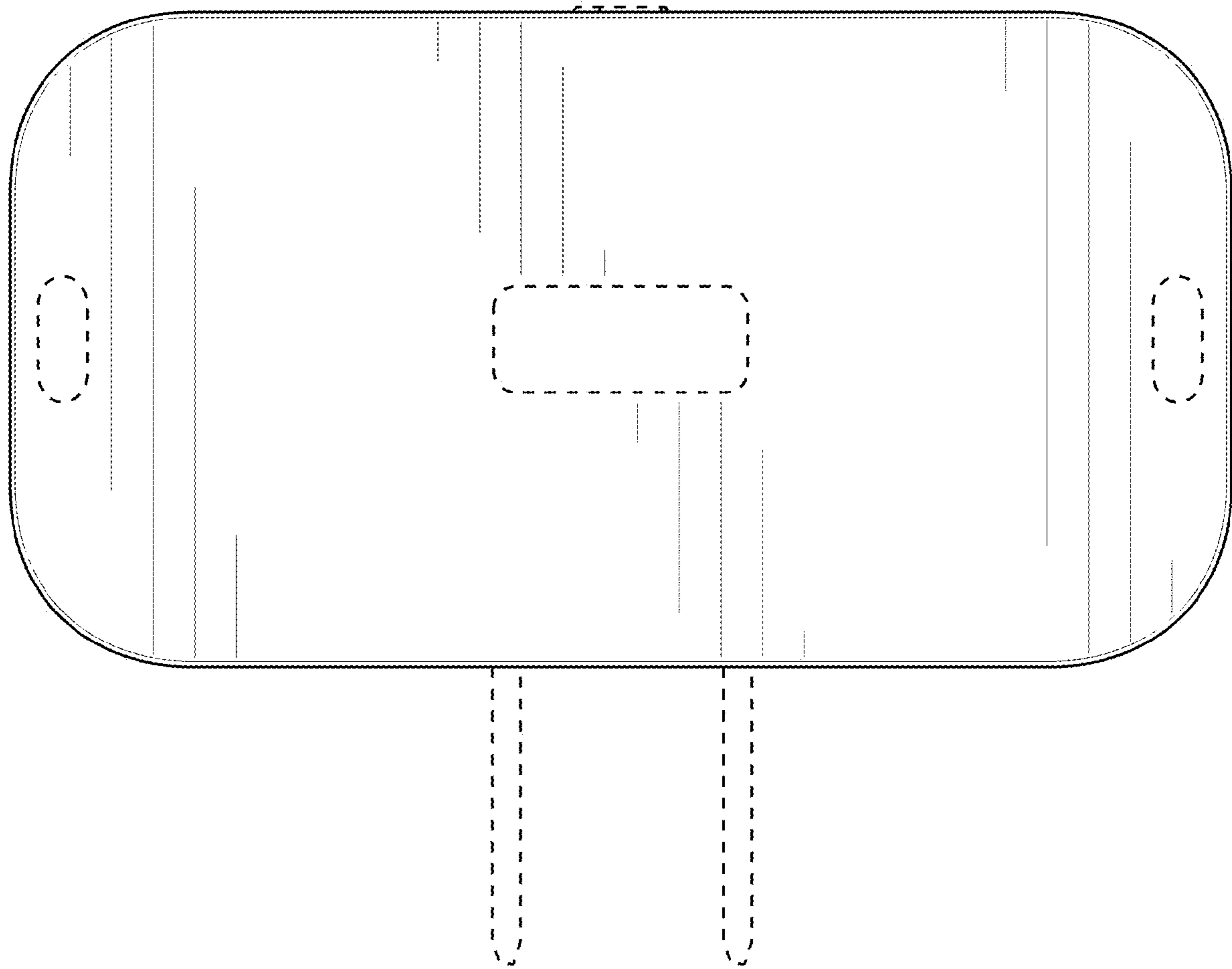


FIG. 7

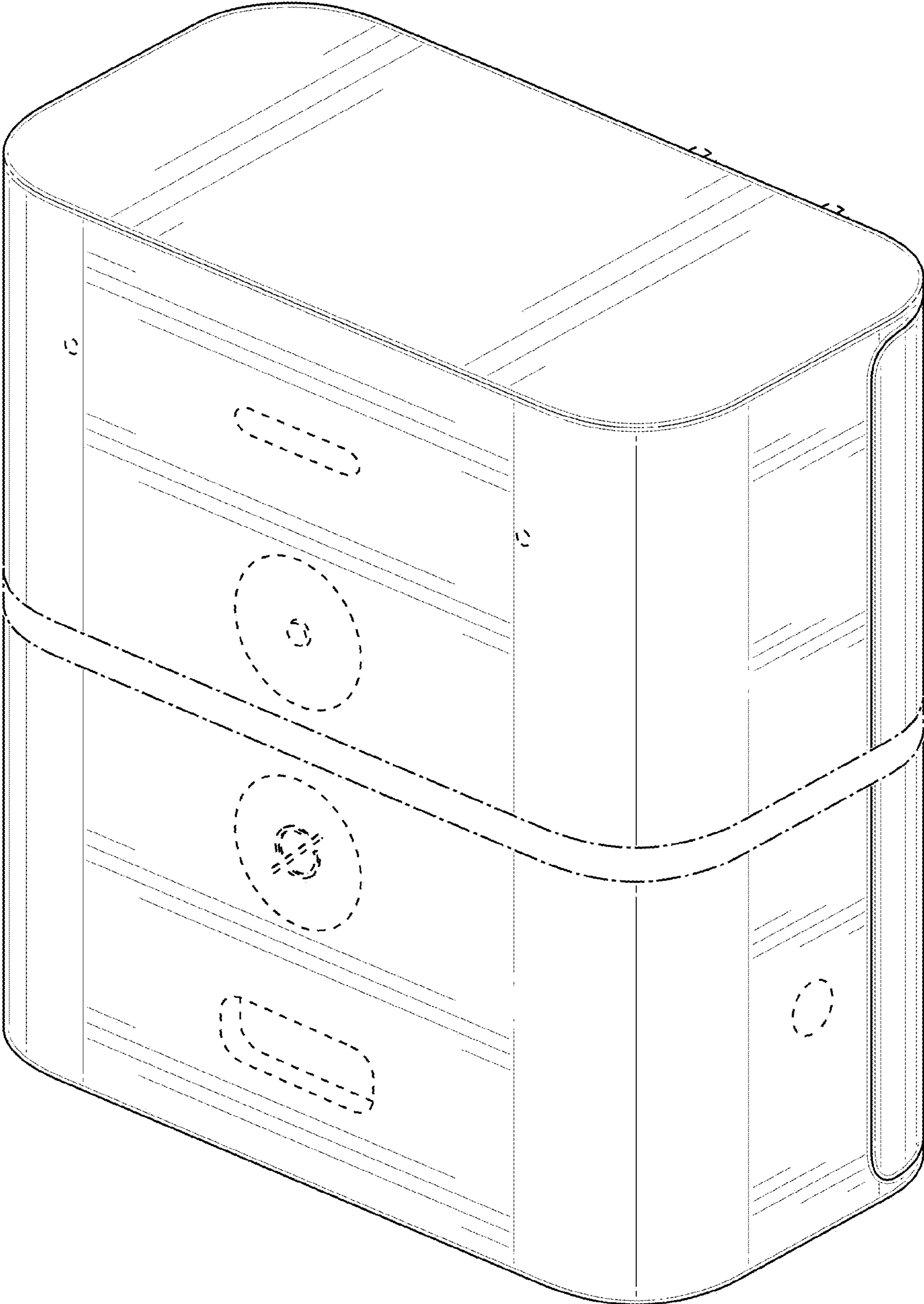


FIG. 8

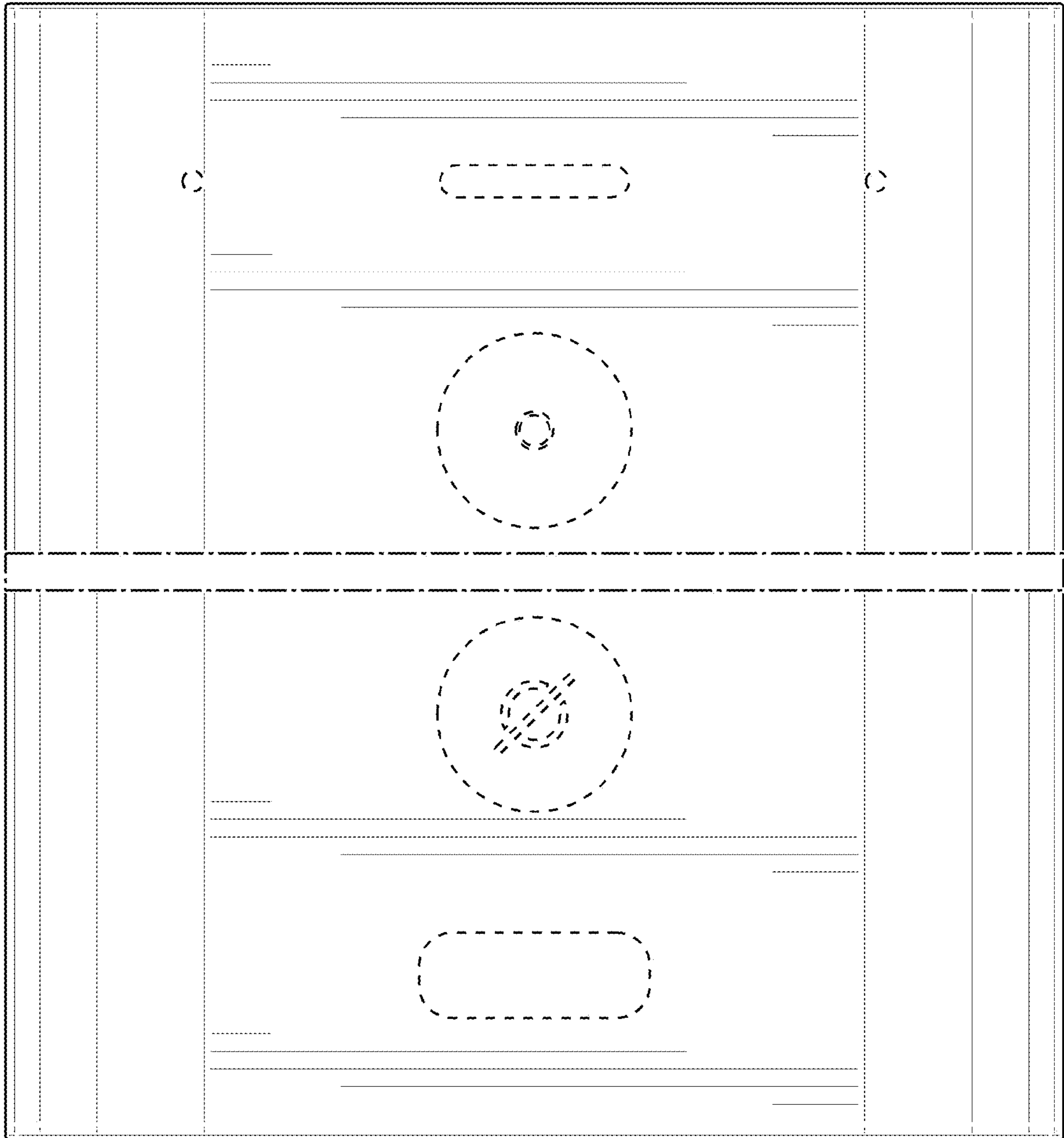


FIG. 9




FIG. 10

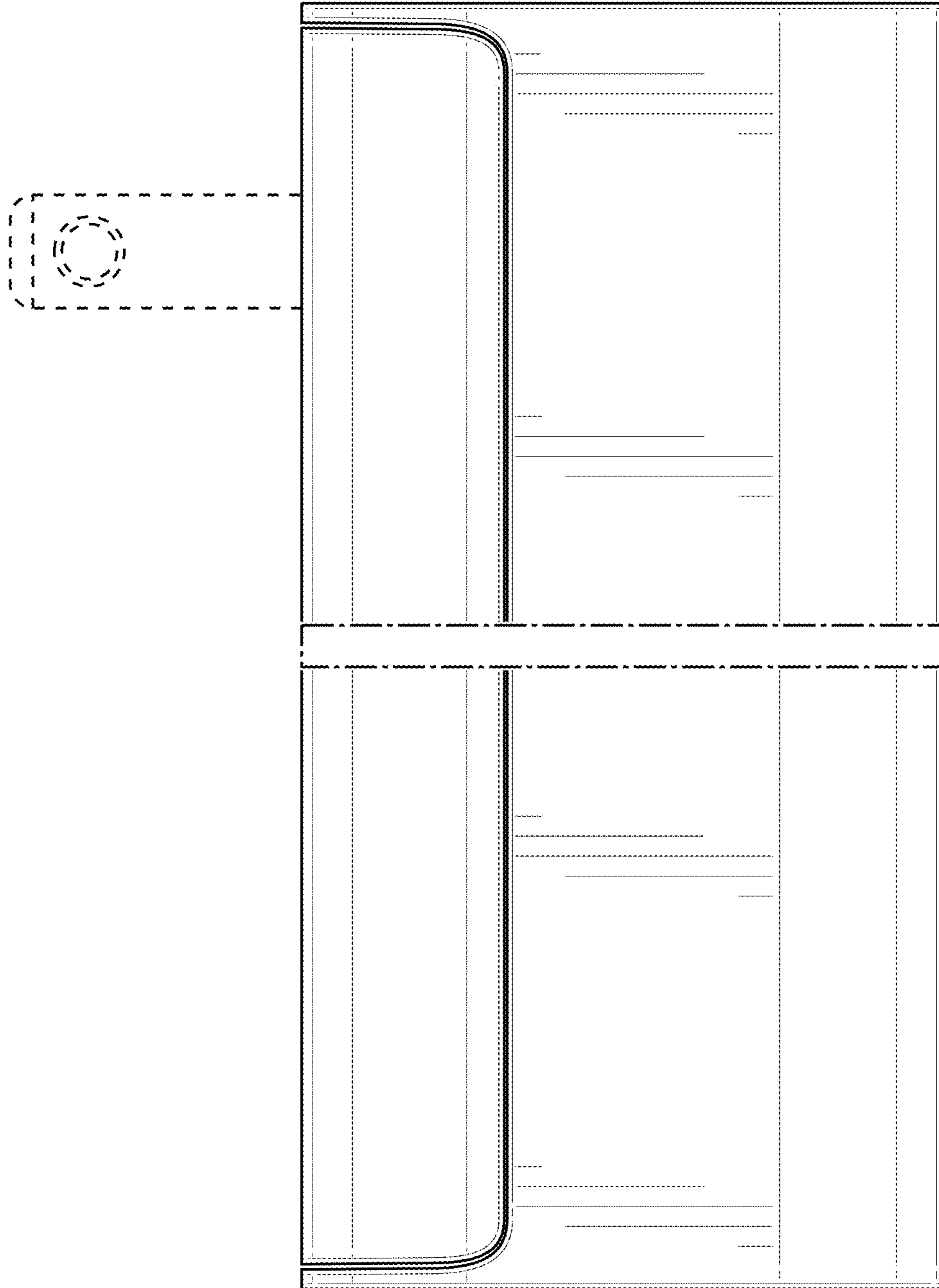


FIG. 11

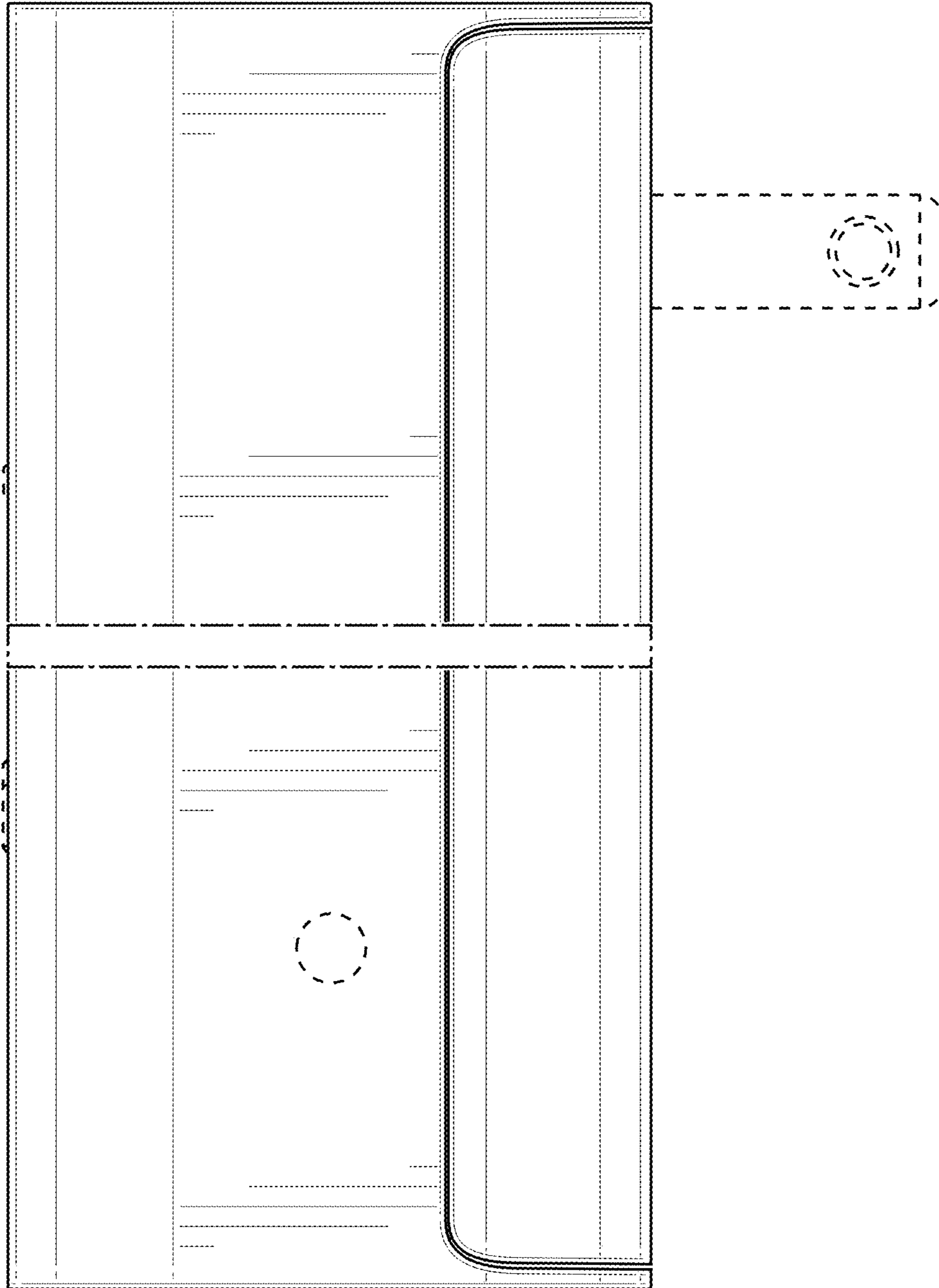


FIG. 12

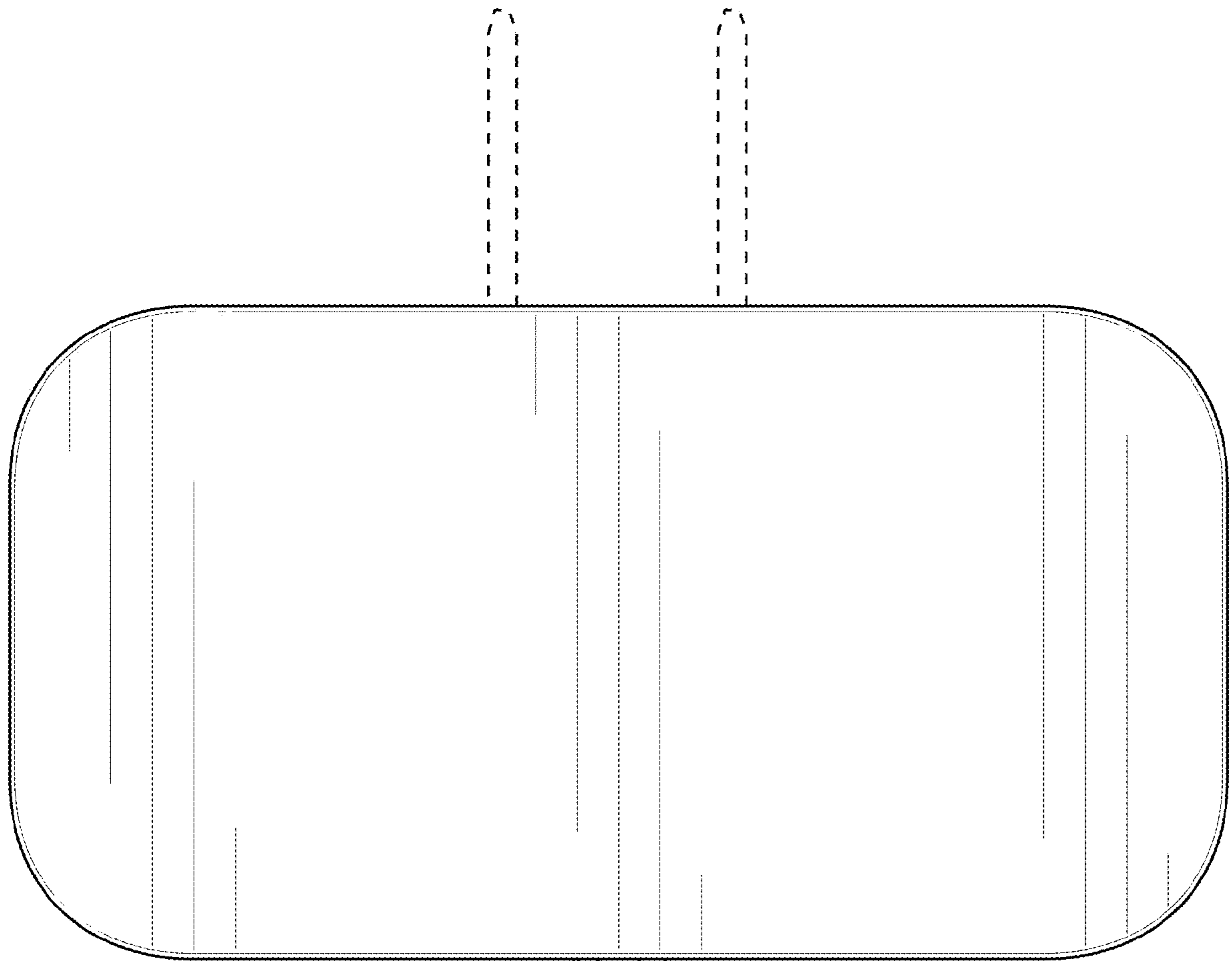


FIG. 13

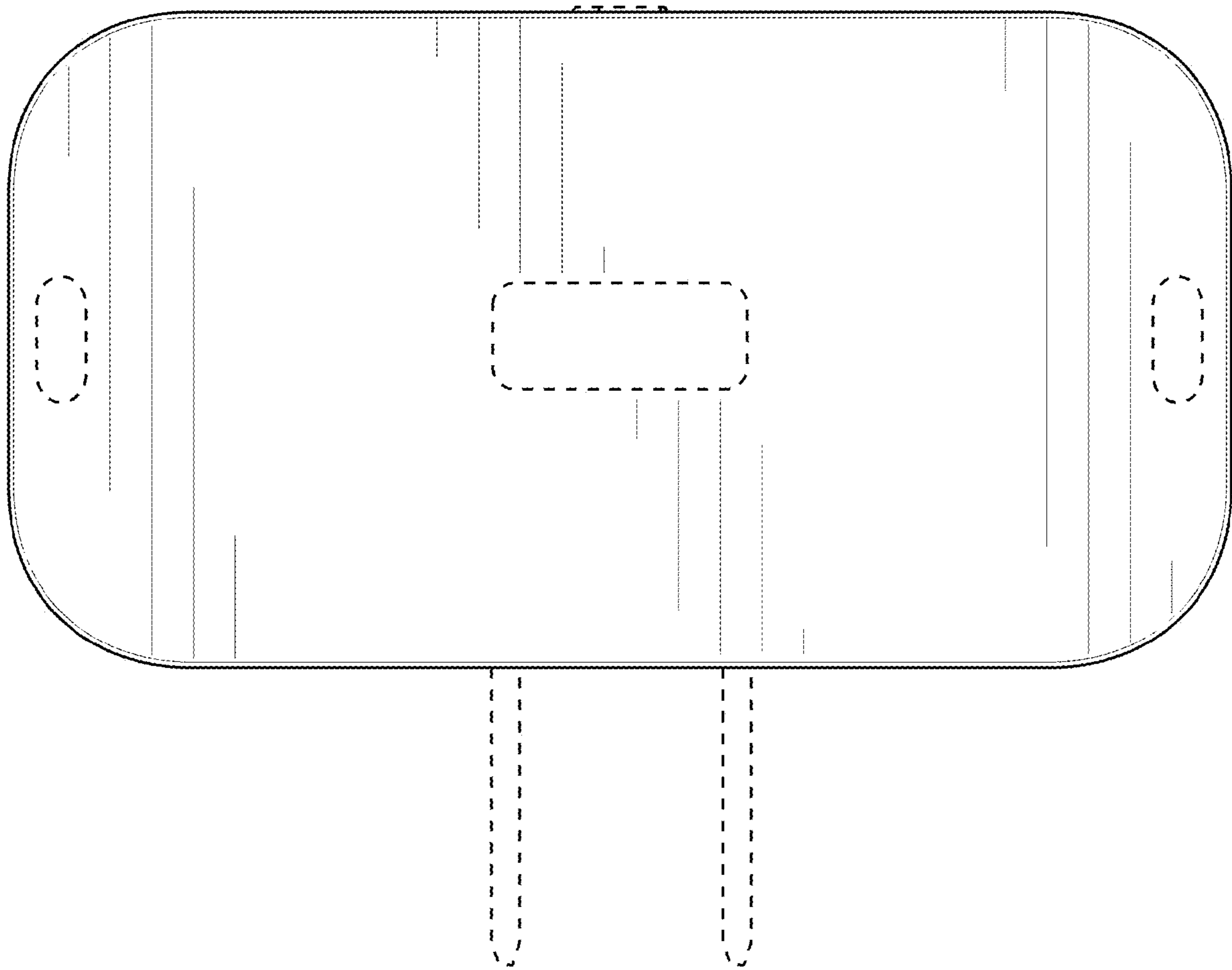


FIG. 14




FIG. 15

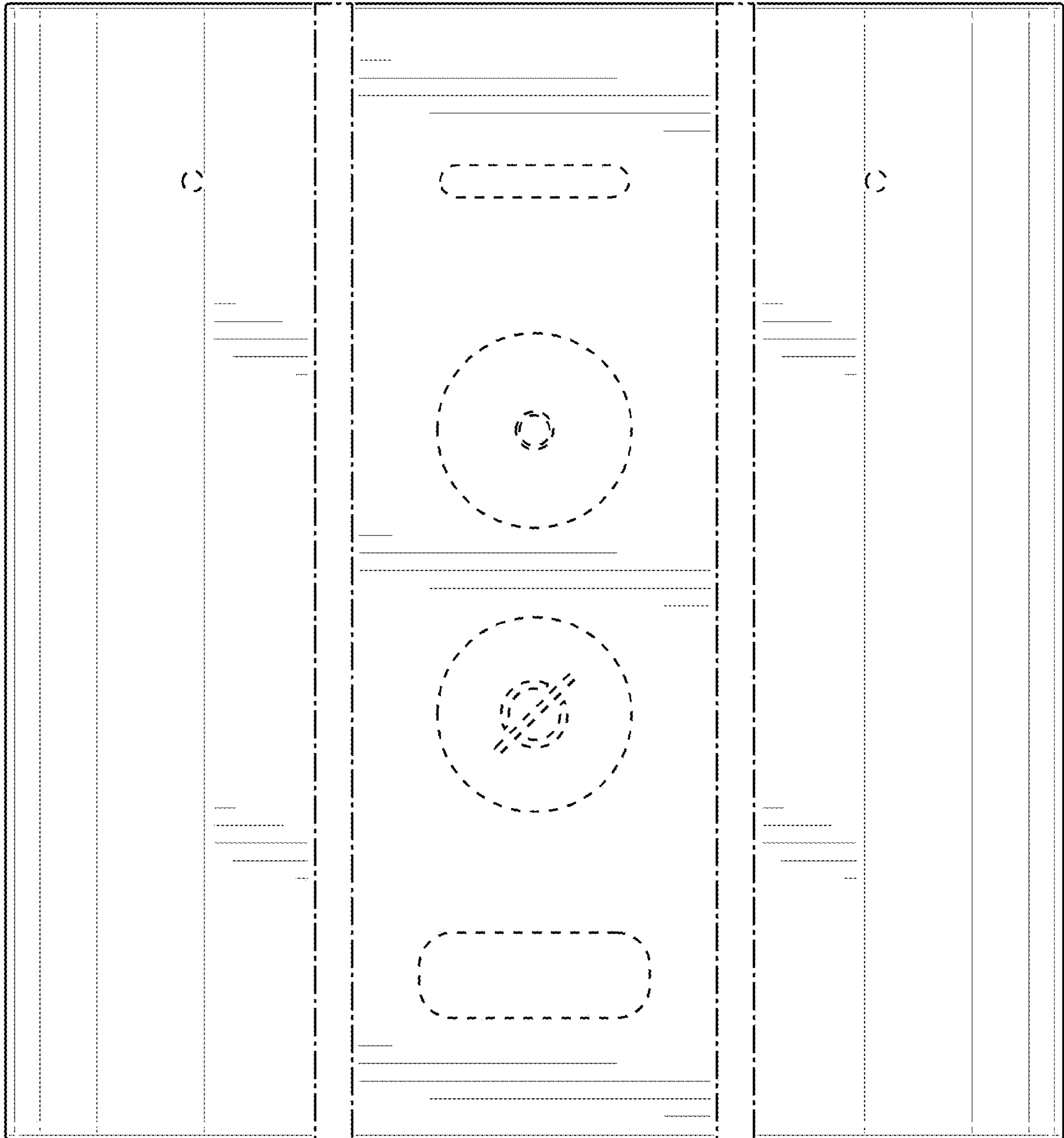


FIG. 16

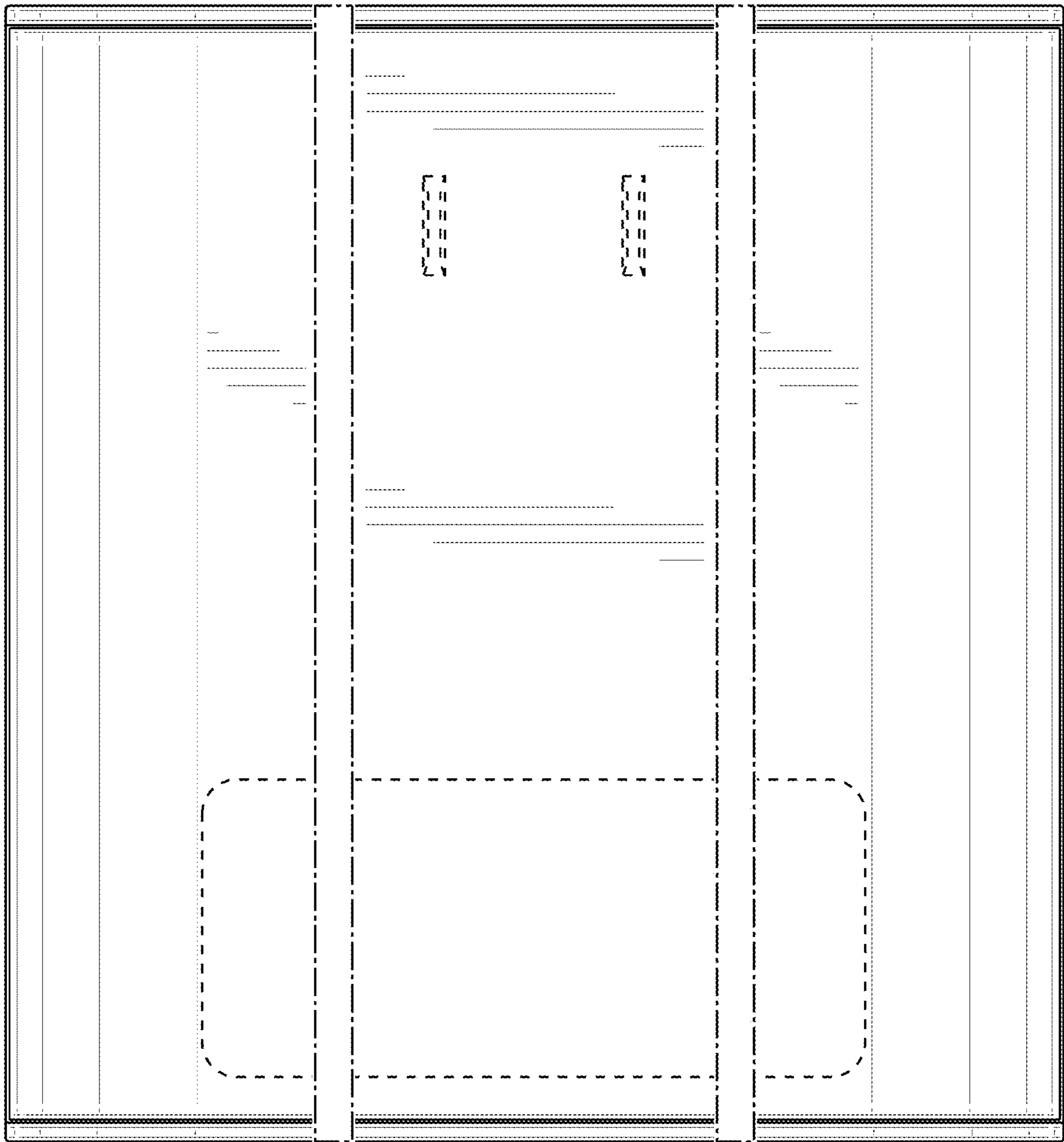


FIG. 17




FIG. 18

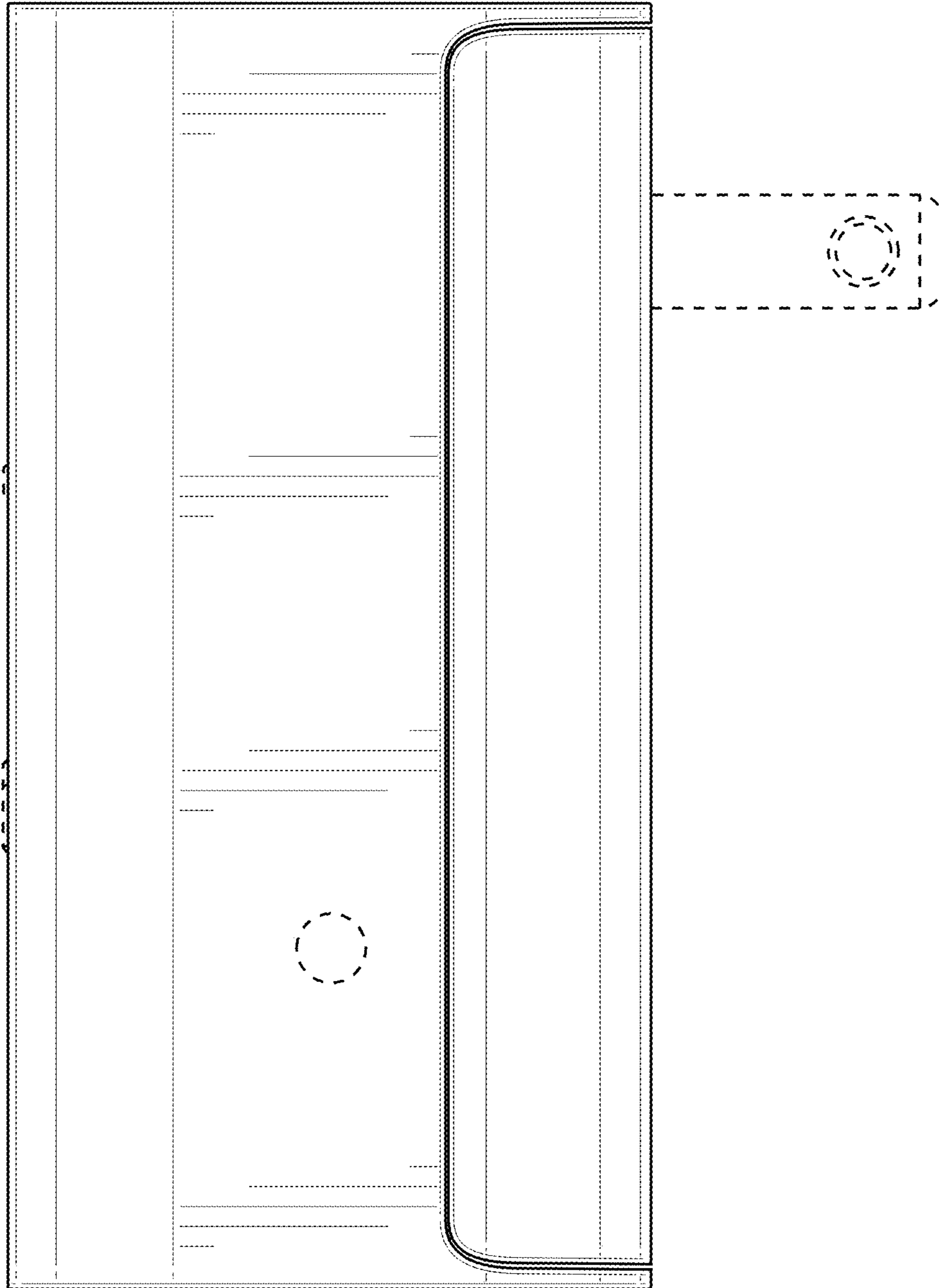


FIG. 19

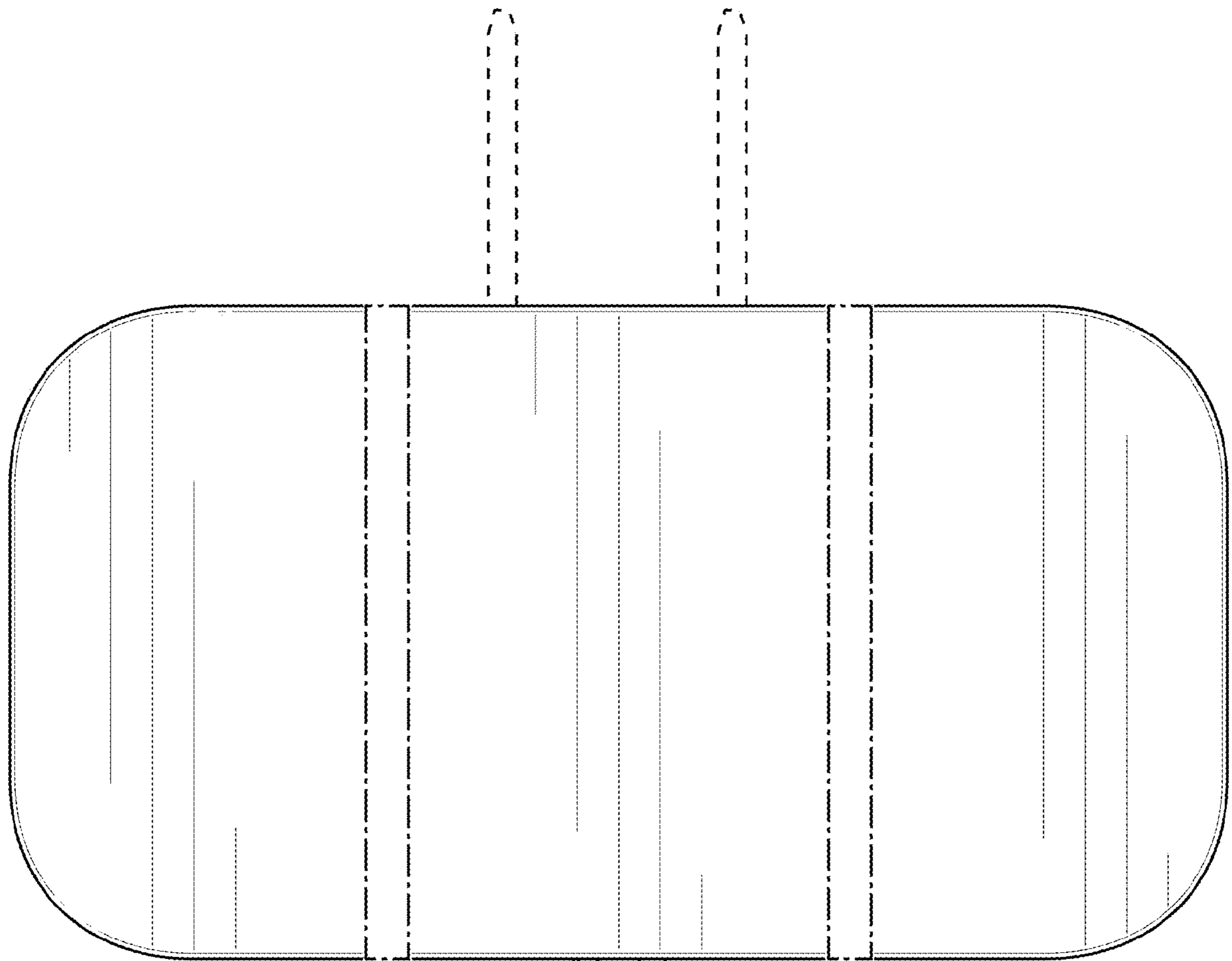


FIG. 20

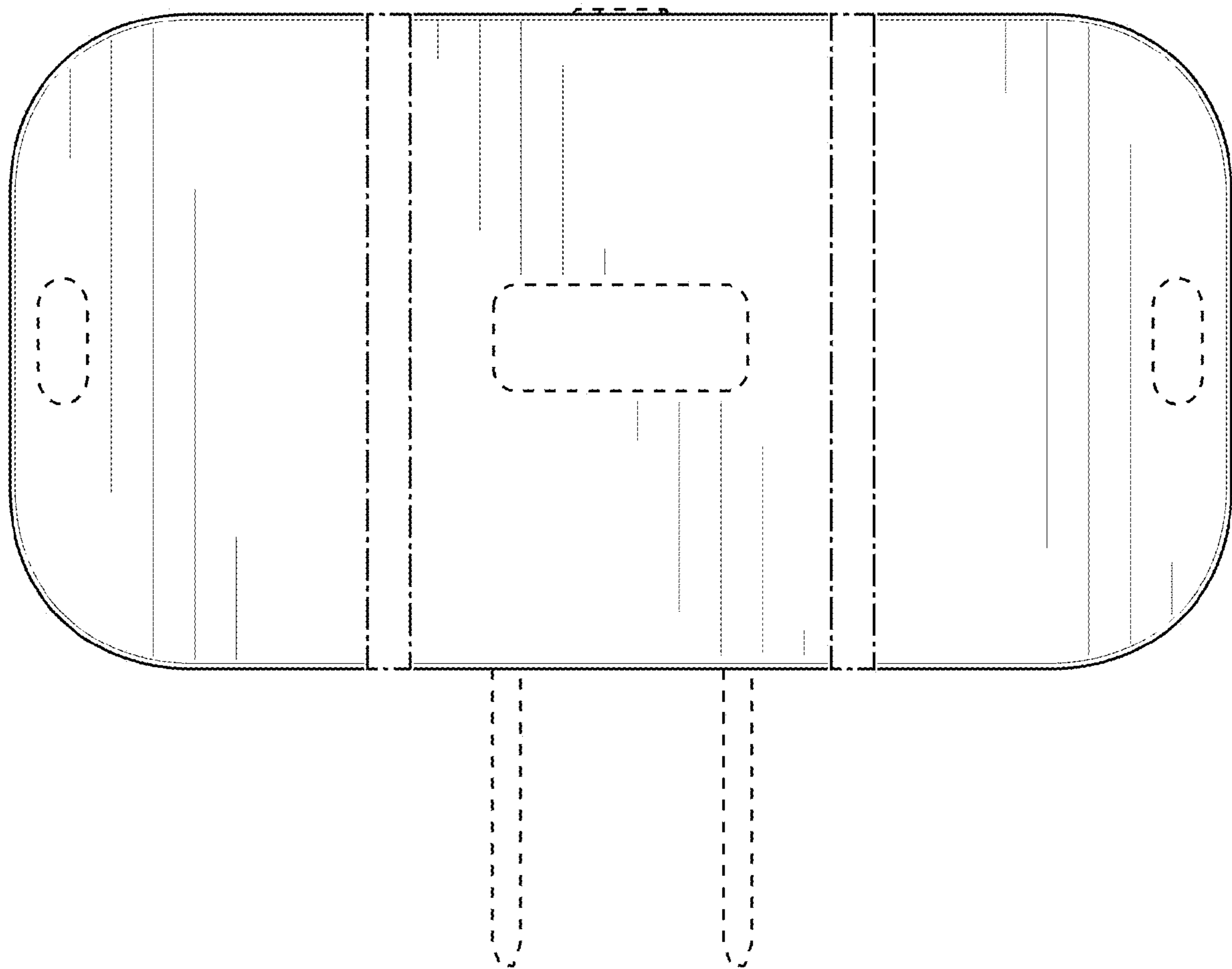


FIG. 21