



US00D932421S

(12) **United States Design Patent** (10) **Patent No.:** **US D932,421 S**
Bonifas et al. (45) **Date of Patent:** **** Oct. 5, 2021**

(54) **TIRE**

(71) Applicant: **COOPER TIRE & RUBBER COMPANY**, Findlay, OH (US)

(72) Inventors: **Patrick J. Bonifas**, Findlay, OH (US);
Jeremy J. Jacobs, Findlay, OH (US)

(73) Assignee: **COOPER TIRE & RUBBER COMPANY**, Findlay, OH (US)

(**) Term: **15 Years**

(21) Appl. No.: **29/711,721**

(22) Filed: **Nov. 1, 2019**

(51) **LOC (13) Cl.** **12-15**

(52) **U.S. Cl.**
USPC **D12/579**

(58) **Field of Classification Search**
USPC D12/568–605, 900
CPC Y10T 152/10027; B60C 1/0016; B60C
11/0306; B60C 11/0302; B60C 3/06;
B60C 9/17
See application file for complete search history.

(56) **References Cited**

U.S. PATENT DOCUMENTS

D384,310 S	9/1997	Szysms	
D444,432 S	7/2001	Warchol	
D469,737 S	2/2003	Guidry	
D483,718 S	12/2003	Hutz et al.	
D487,721 S	3/2004	Guidry	
D610,532 S	2/2010	Brainerd, II et al.	
D610,975 S	3/2010	Osaka	
D610,976 S	3/2010	Osaka	
D610,977 S	3/2010	Osaka	
7,819,153 B2	10/2010	Byrne et al.	
D647,472 S	10/2011	Rittweger	
D729,150 S *	5/2015	Jacobs	D12/579
D732,463 S	6/2015	Petr et al.	
D734,710 S *	7/2015	Jacobs	D12/600

(Continued)

OTHER PUBLICATIONS

Cooper Discoverer® Rugged Trek™ Tire [Jul. 28, 2021] found online [Jul. 28, 2021]—<https://coopertire.com/en-us/find-tires/all-tires/discoverer-rugged-trek>.*

Primary Examiner — John A Voytek

(74) *Attorney, Agent, or Firm* — Fay Sharpe LLP

(57) **CLAIM**

The ornamental design for a tire, as shown and described.

DESCRIPTION

FIG. 1 is a perspective view of a tire taken from the front and a first side thereof;

FIG. 2 is a front view thereof;

FIG. 3 is a side view of the first side thereof;

FIG. 4 is an enlarged, partial perspective view taken from the front and the first side thereof;

FIG. 5 is an enlarged, partial front view thereof;

FIG. 6 is an enlarged, partial side view of the first side thereof;

FIG. 7 is a perspective view taken from the front and a second side thereof;

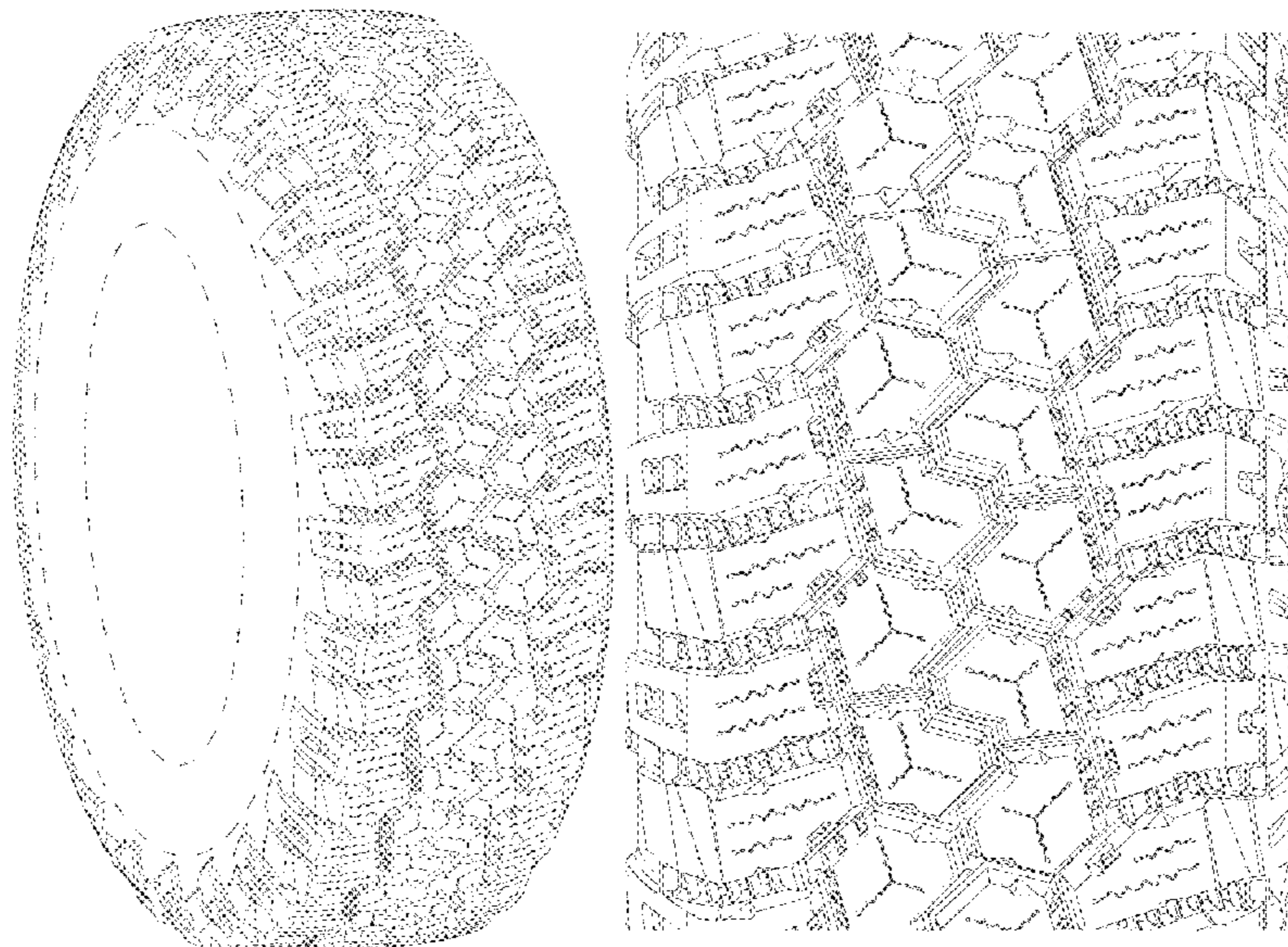
FIG. 8 is a side view of the second side thereof;

FIG. 9 is an enlarged, partial perspective view taken from the front and the second side thereof; and,

FIG. 10 is an enlarged, partial side view of the second side thereof.

The top, bottom, and rear views are the same as the front views of FIGS. 2 and 5 because of the repeating nature of the tread pattern throughout the circumference of the tire. The broken lines and the region between the broken lines defining the inner beads and the first and second sidewalls depict subject matter that forms no part of the claimed tire design and are included for the purpose of illustrating the full tire. Likewise, the tire interior forms no part of the claim.

1 Claim, 10 Drawing Sheets



(56)

References Cited

U.S. PATENT DOCUMENTS

D736,145 S * 8/2015 Jacobs D12/594
D736,694 S * 8/2015 Jacobs D12/594
D737,197 S 8/2015 Wang et al.
D744,412 S 12/2015 Schimmoeller
D753,055 S 4/2016 Sato et al.
D761,193 S 7/2016 Schimmoeller et al.
D762,561 S * 8/2016 Petr D12/579
D762,562 S 8/2016 Bonifas
D770,372 S 11/2016 Umstot
D773,980 S 12/2016 Takahashi
D782,970 S 4/2017 Sato
D788,690 S * 6/2017 Sun D12/596
D795,794 S 8/2017 Thieman
D799,410 S 10/2017 Sato
D806,640 S 1/2018 Petr
D813,791 S 3/2018 Wang et al.
D816,018 S 4/2018 Chiang et al.
D820,777 S 6/2018 Robbins
D827,559 S 9/2018 Thornburg
D832,188 S 10/2018 Kochanek
D832,197 S * 10/2018 Guo D12/579
D838,660 S 1/2019 Hiser
D838,662 S 1/2019 Tikka et al.
D842,235 S 3/2019 Shondel
D844,546 S 4/2019 Sakamoto et al.
D844,547 S 4/2019 Sakamoto et al.
D849,677 S 5/2019 Sakamoto et al.
D878,284 S * 3/2020 Henderson D12/593
D879,021 S * 3/2020 Bonifas D12/579
D884,588 S * 5/2020 Sato D12/579
D889,388 S * 7/2020 Jiang D12/579
D895,535 S * 9/2020 Jiang D12/579
D899,350 S * 10/2020 Henderson D12/594
2019/0092102 A1 3/2019 Iga

* cited by examiner

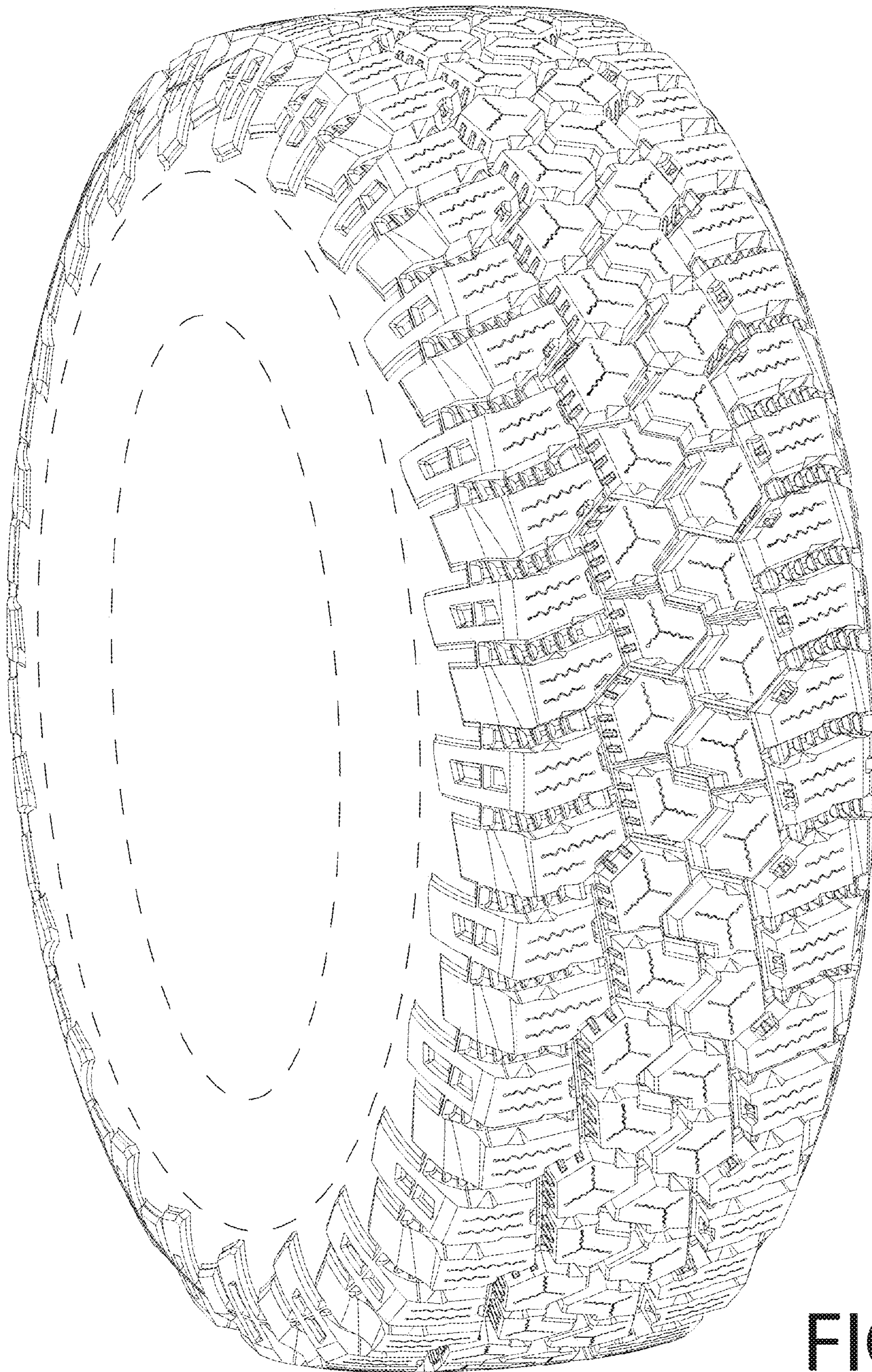


FIG. 1

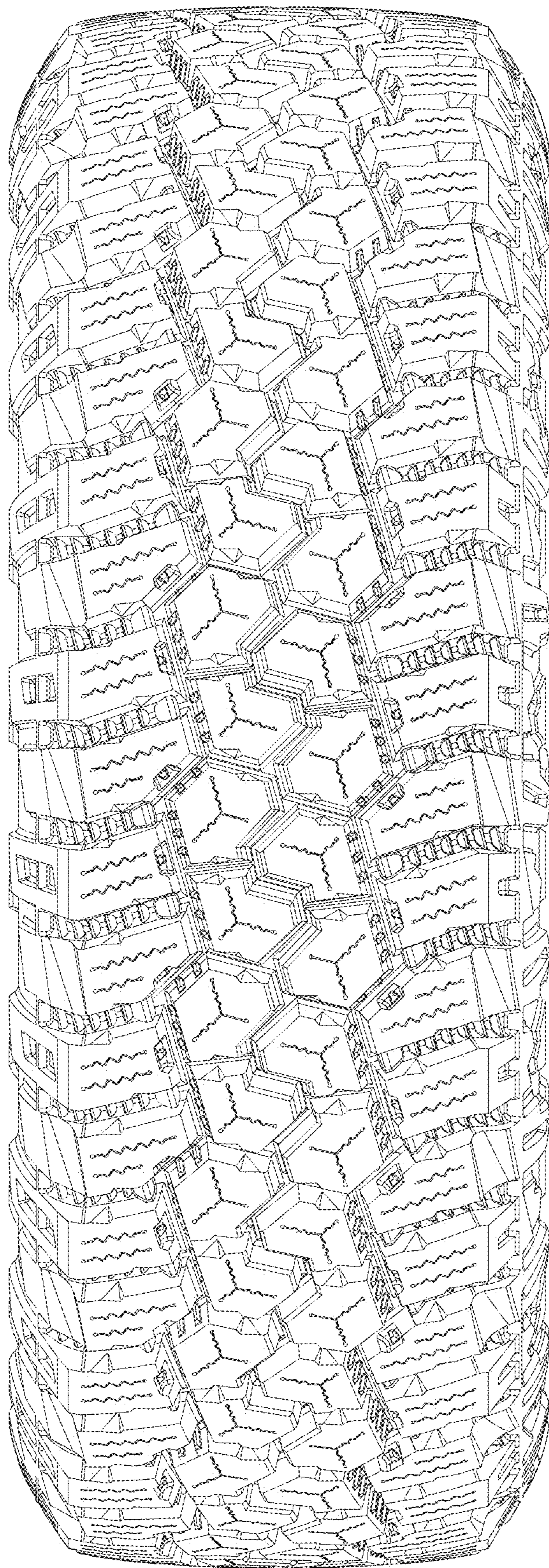


FIG. 2

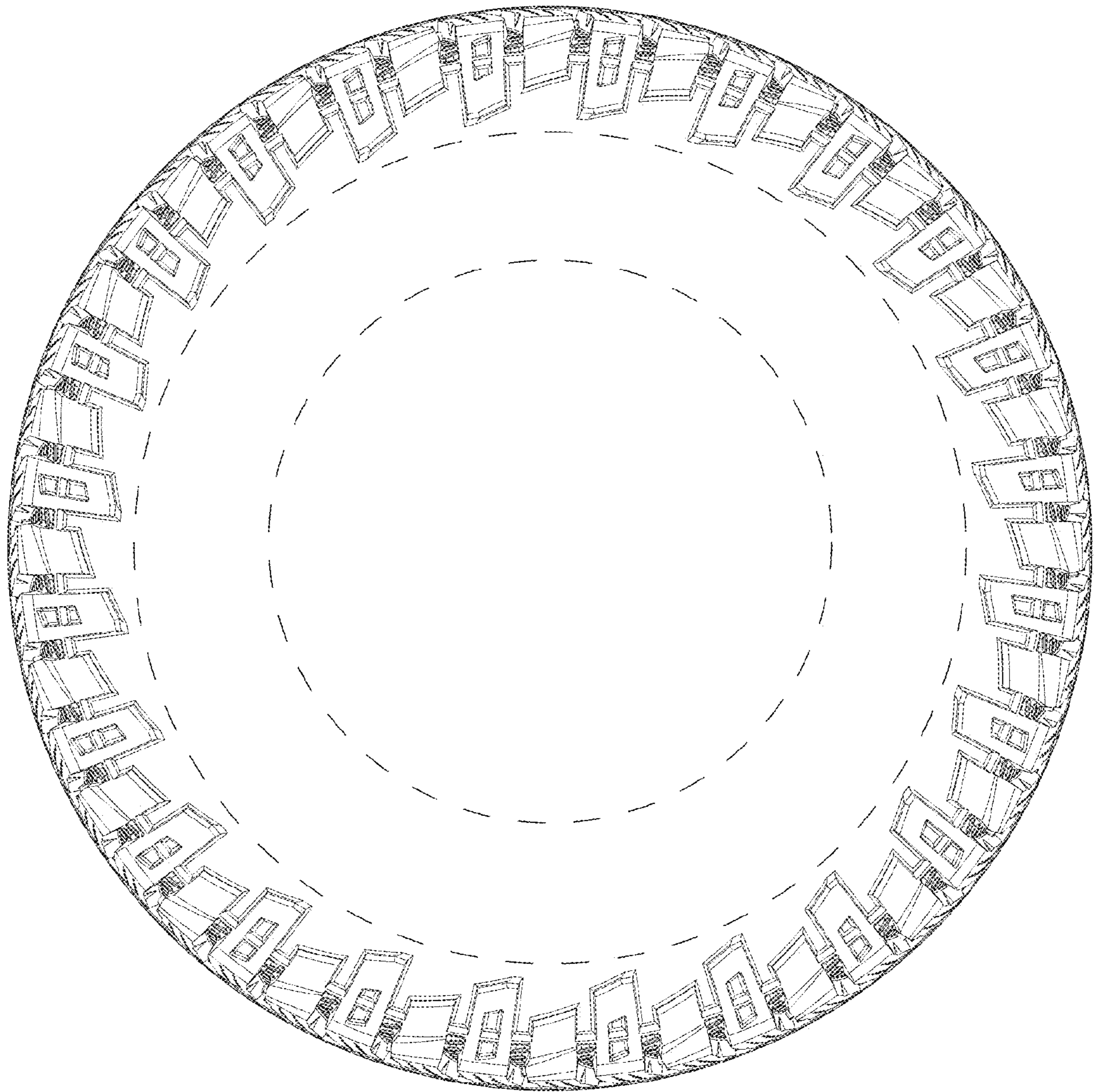


FIG. 3

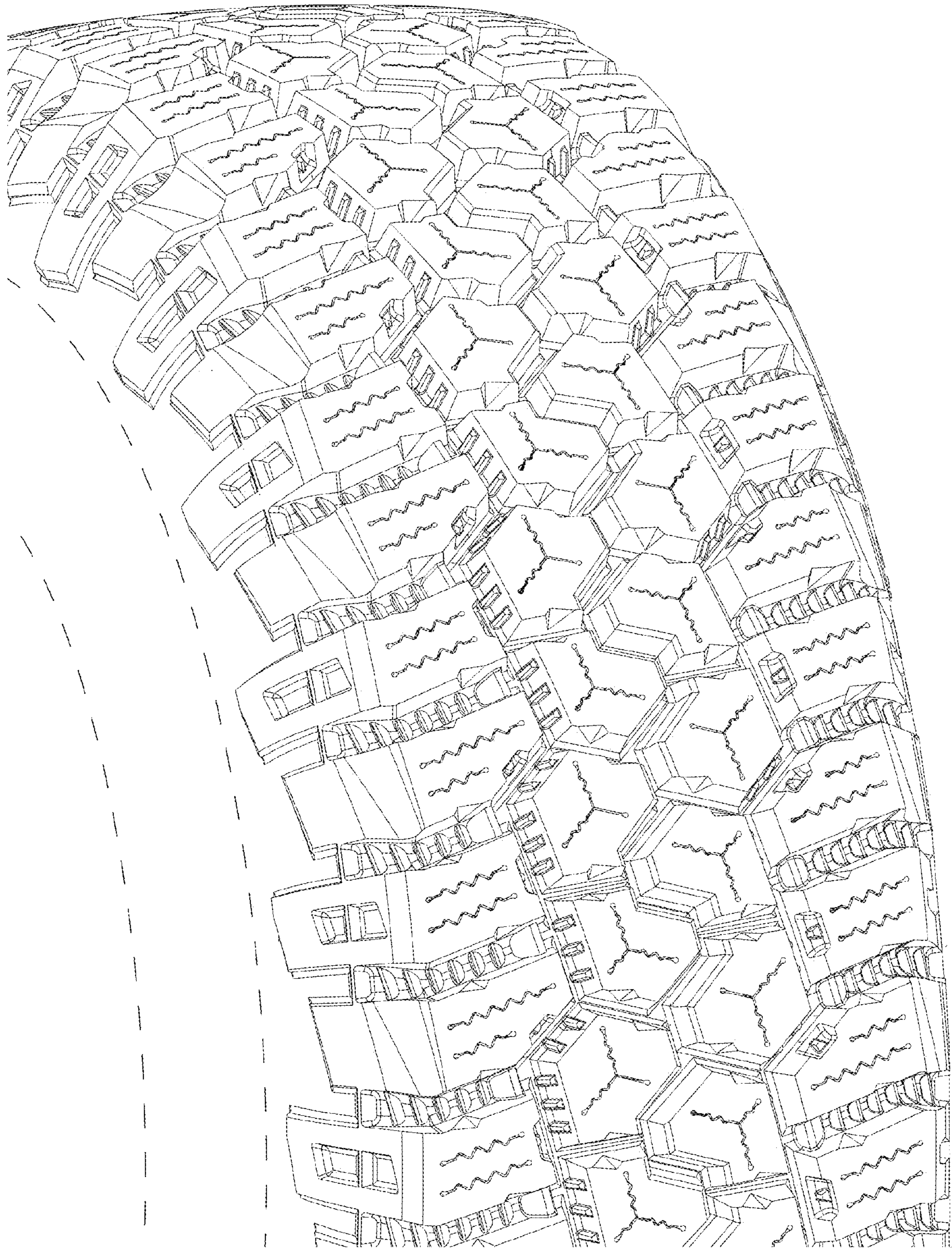


FIG. 4

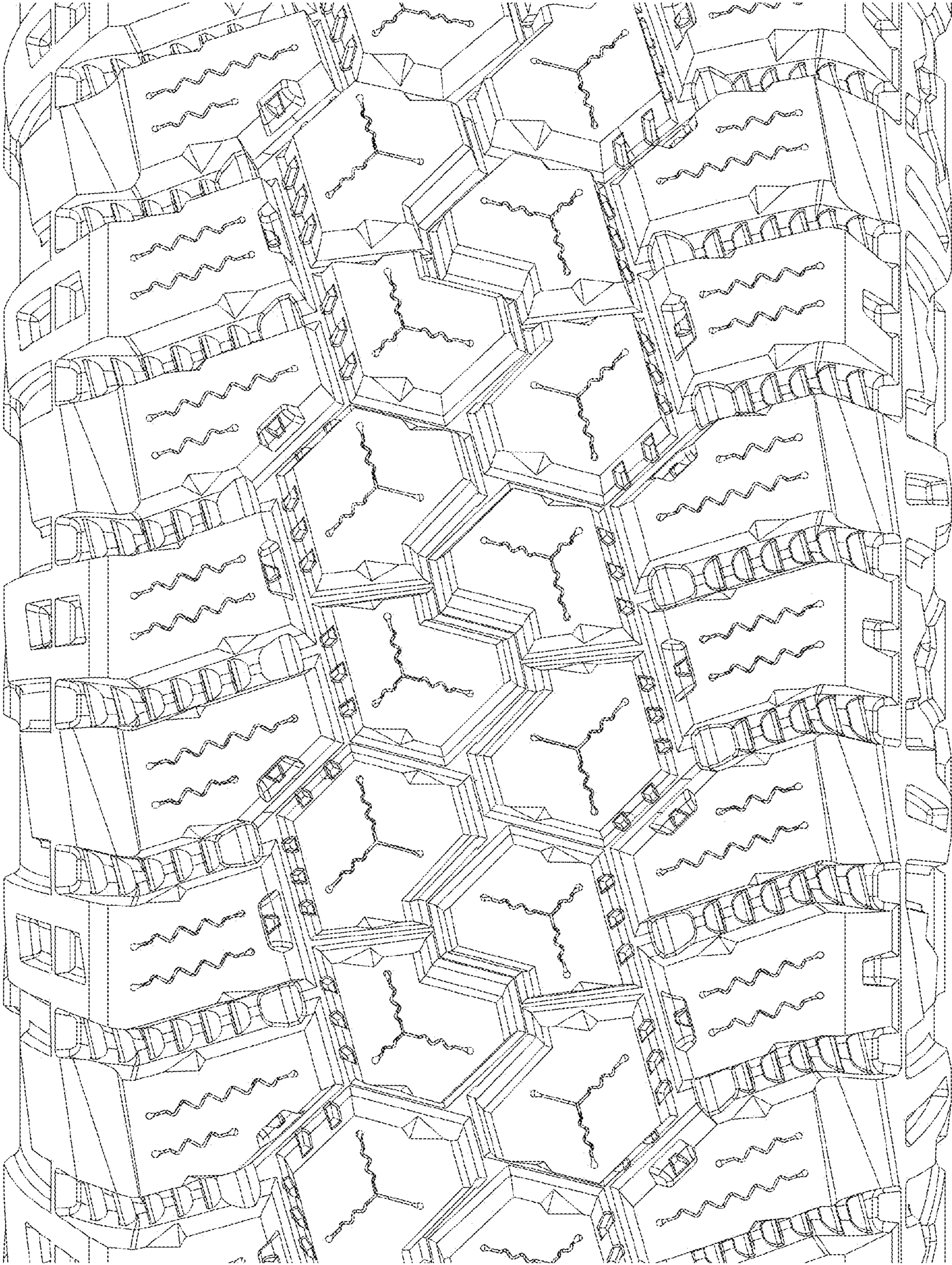


FIG. 5

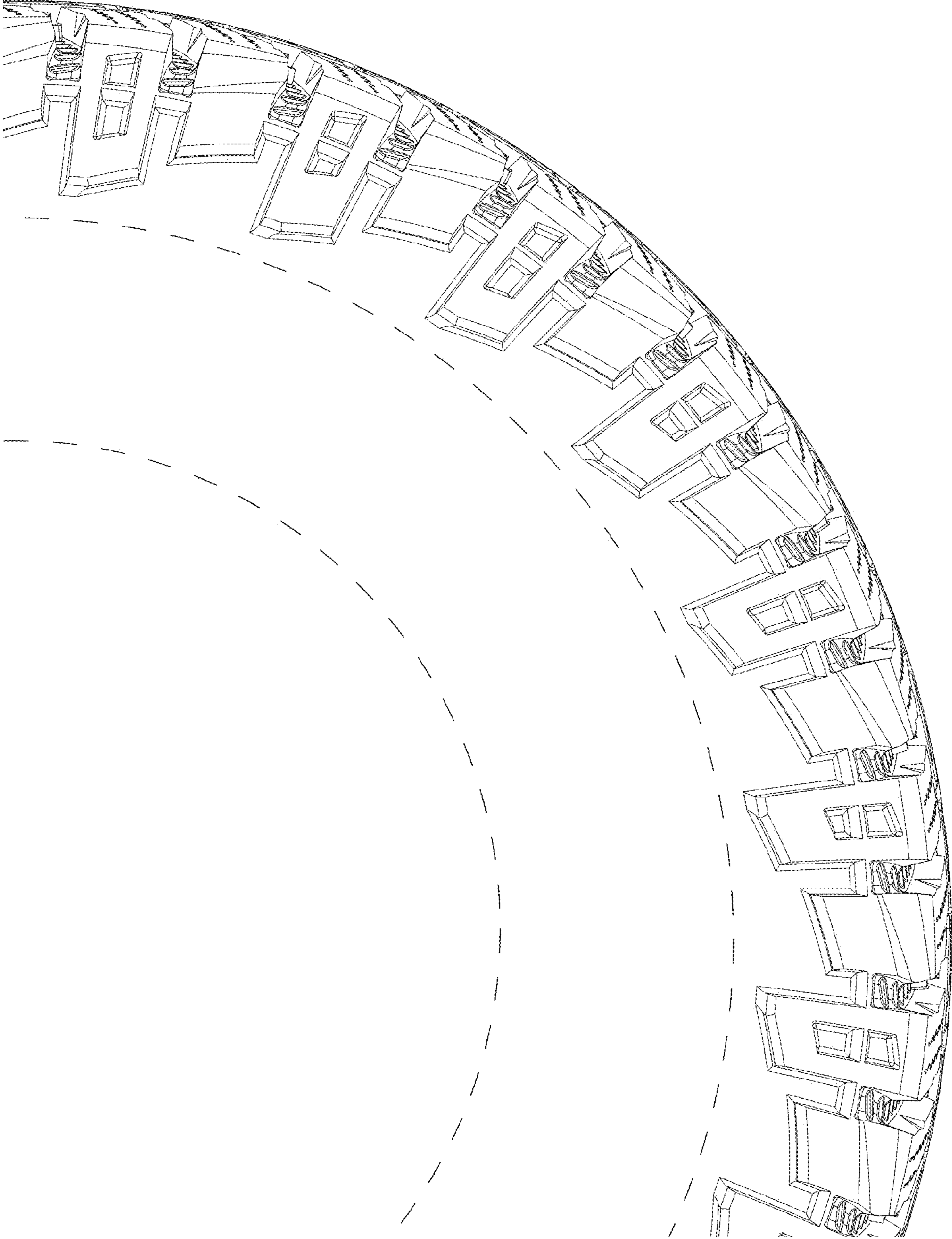


FIG. 6

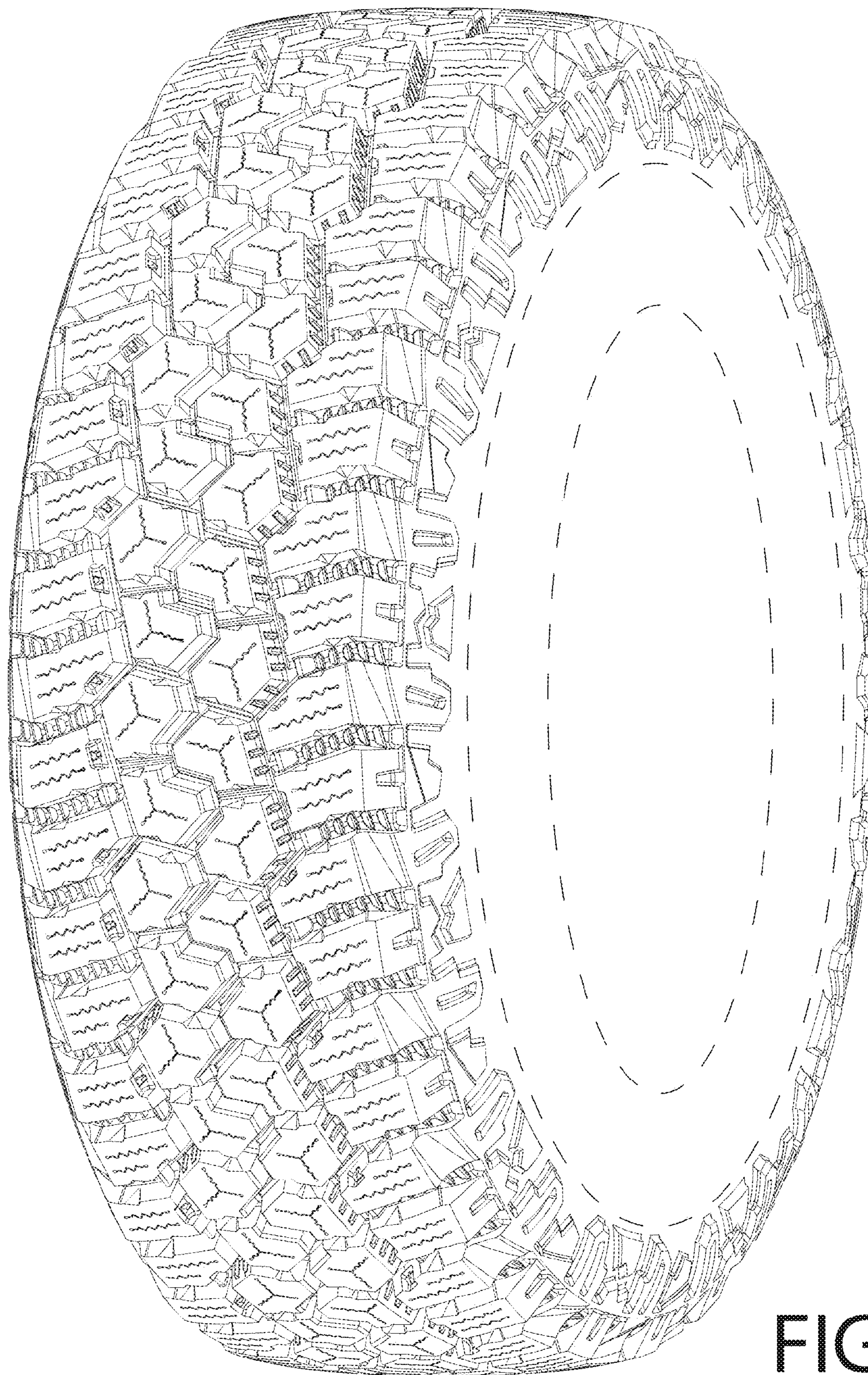


FIG. 7




FIG. 8

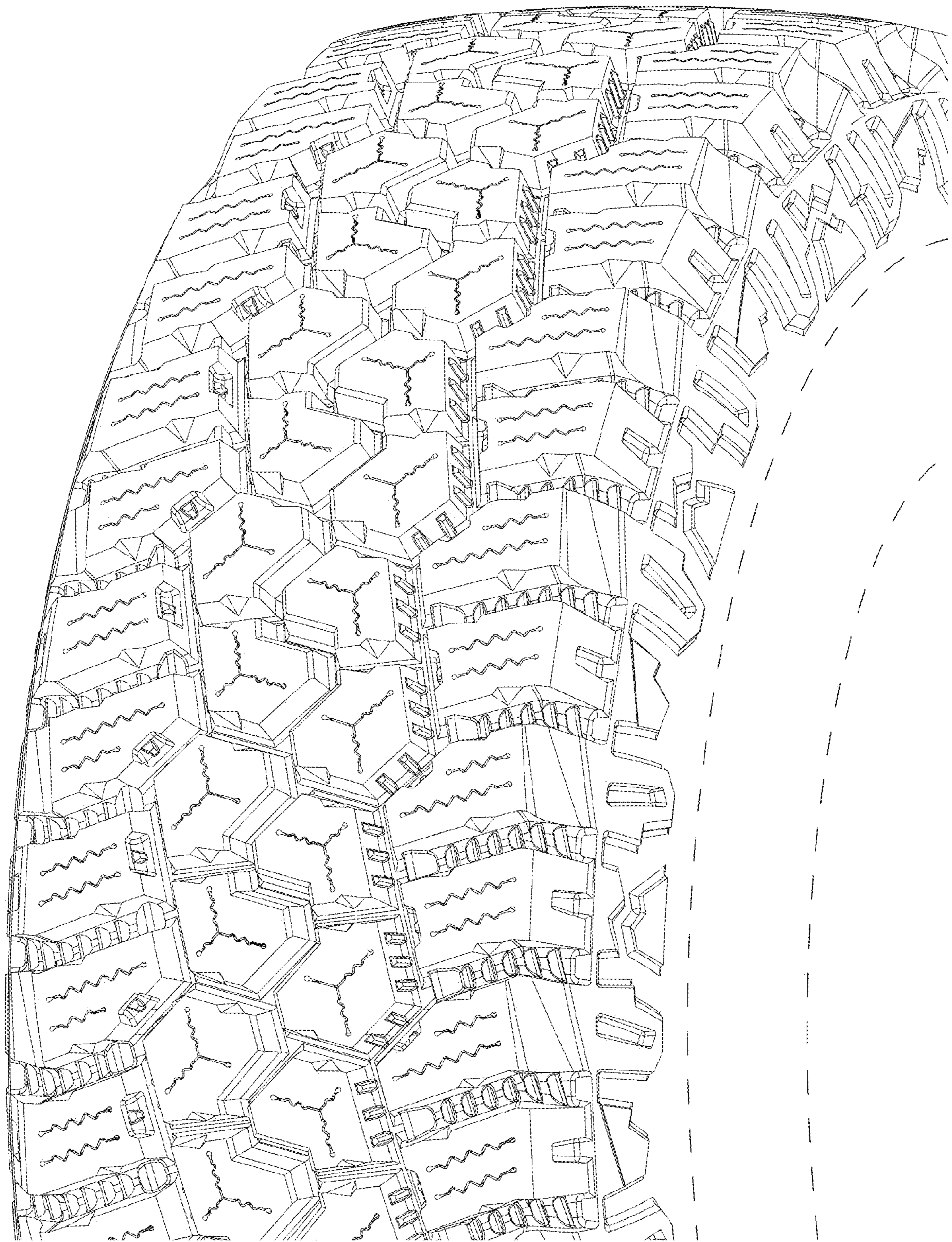


FIG. 9




FIG. 10