



US00D932418S

(12) **United States Design Patent** (10) **Patent No.:** **US D932,418 S**
Eriksson et al. (45) **Date of Patent:** **** Oct. 5, 2021**

(54) **LOAD BAR**

(71) Applicant: **Thule Sweden AB**, Hillerstorp (SE)

(72) Inventors: **Henrik Eriksson**, Jönköping (SE);
Johan Larsson, Jönköping (SE)

(73) Assignee: **Thule Sweden AB**, Hillerstorp (SE)

(**) Term: **15 Years**

(21) Appl. No.: **29/727,359**

(22) Filed: **Mar. 10, 2020**

Related U.S. Application Data

(63) Continuation of application No. 29/710,469, filed on Oct. 23, 2019, now Pat. No. Des. 906,226, which is a continuation of application No. 29/653,537, filed on Jun. 15, 2018, now Pat. No. Des. 869,379.

(51) **LOC (13) Cl.** **12-16**

(52) **U.S. Cl.**
USPC **D12/414**

(58) **Field of Classification Search**
USPC D12/401-414, 552, 561; 224/309-310, 224/315-316, 323-329, 400; D6/552, D6/513, 567; D3/304-306; 280/760-762, 848, 727, 769; 296/101.01-100.06; D25/38.1, 43, 119, D25/121-124
CPC B60R 9/00; B60R 9/02; B60R 9/04; B60R 9/08; B60R 9/042; B60R 9/045; B60R 9/048; B60R 9/052; B60R 9/055; B60R 9/058; B60R 9/06; B60R 9/065; B60R 9/10; B60R 9/12

See application file for complete search history.

(56) **References Cited**

U.S. PATENT DOCUMENTS

D691,550 S 10/2013 Moeller
D855,551 S 8/2019 Shen
D856,901 S 8/2019 Elliott et al.
D859,283 S 9/2019 Adler et al.
D906,226 S * 12/2020 Eriksson D12/414

* cited by examiner

Primary Examiner — Abraham Bahta

(74) *Attorney, Agent, or Firm* — Sterne, Kessler, Goldstein & Fox P.L.L.C.

(57) **CLAIM**

The ornamental design for a load bar, as shown and described.

DESCRIPTION

FIG. 1 is a top front perspective view of a load bar showing the claimed design;

FIG. 2 is a front view thereof;

FIG. 3 is a rear view thereof;

FIG. 4 is a left side view thereof;

FIG. 5 is a right side view thereof;

FIG. 6 is a top view thereof;

FIG. 7 is a bottom view thereof;

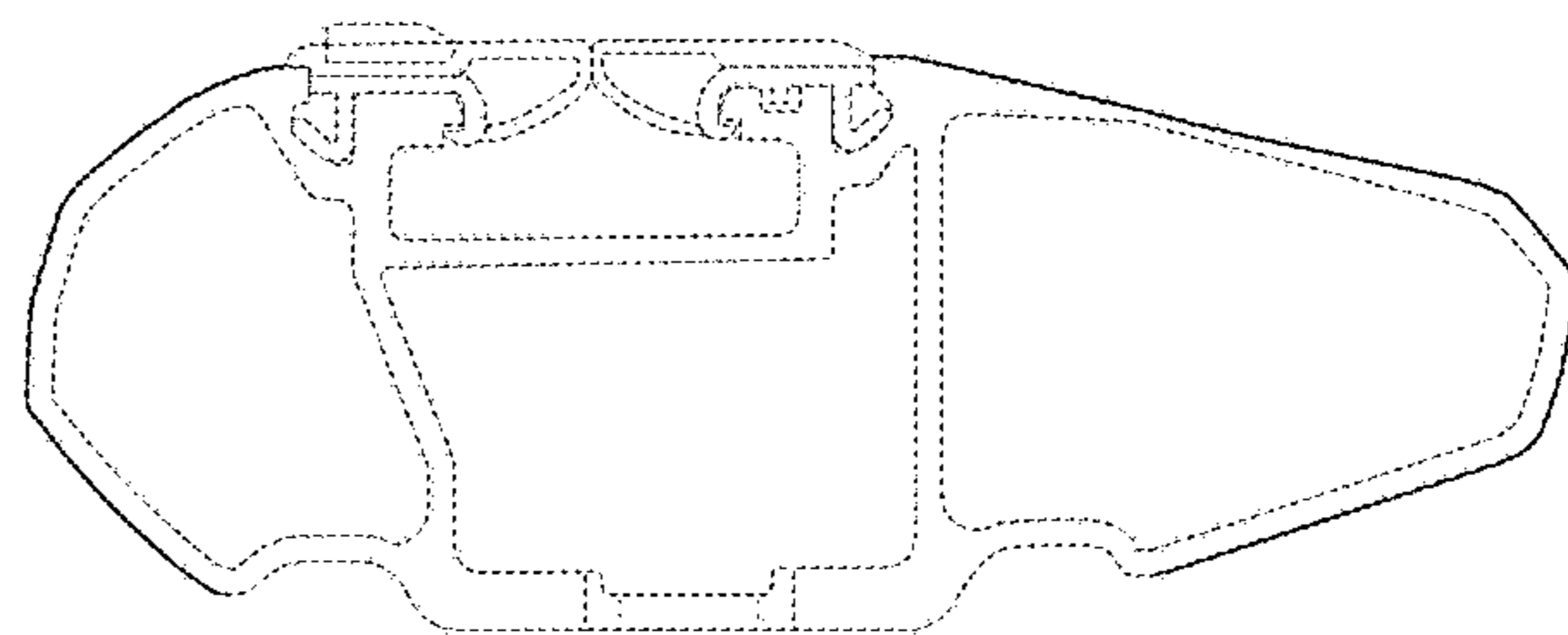
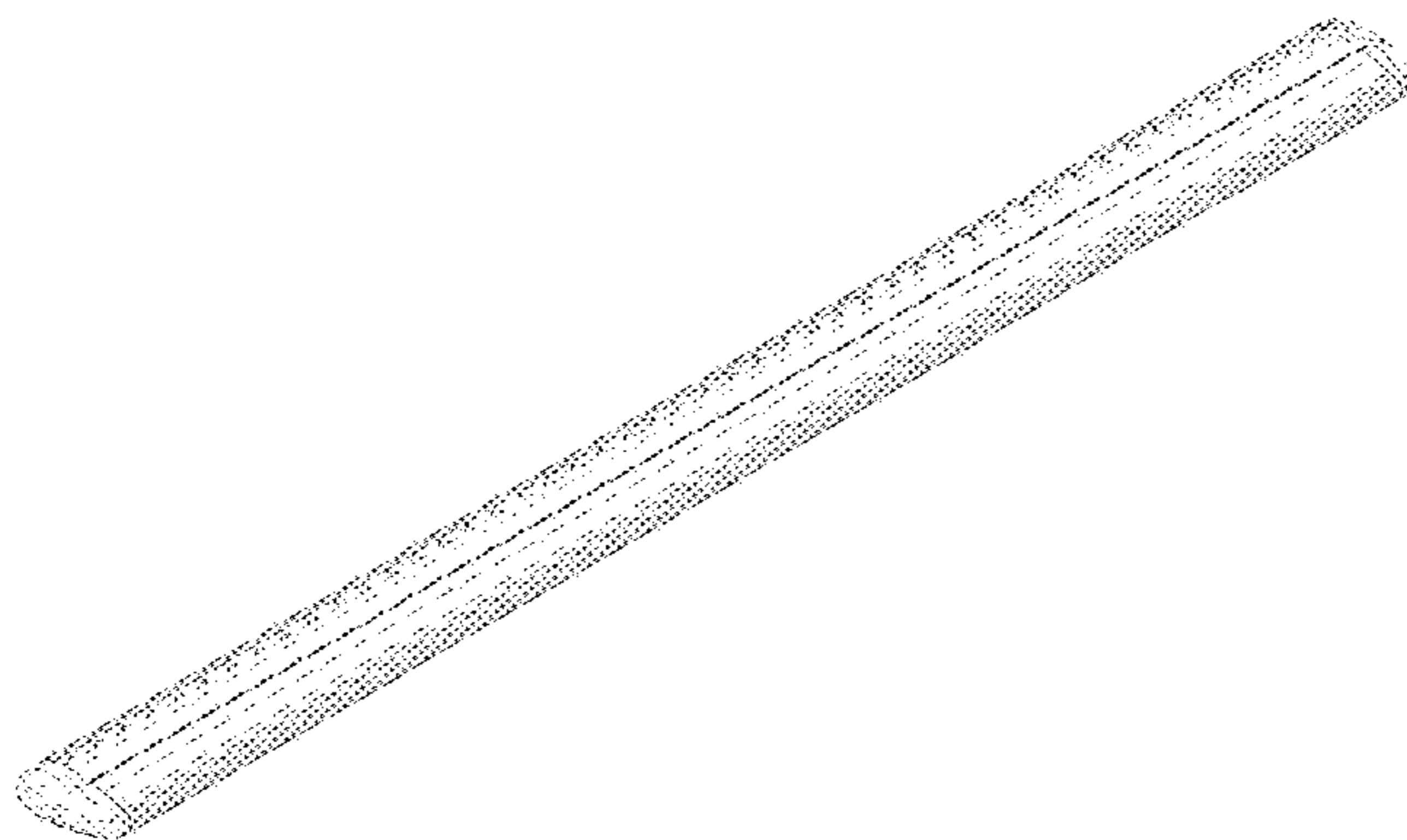
FIG. 8 is a bottom perspective view thereof; and,

FIG. 9 is a side view of the load bar of FIG. 1 with end cap and bottom scale removed.

The dashed broken lines in the figures show portions of the load bar that form no part of the claimed design.

The dot-dash broken lines in the figures show boundaries that form no part of the claimed design.

1 Claim, 6 Drawing Sheets






FIG. 1

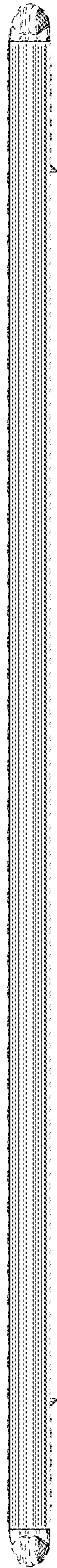


FIG. 2

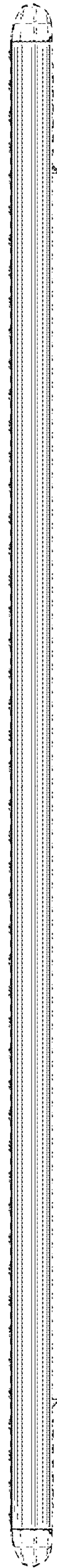


FIG. 3



FIG. 5



FIG. 4

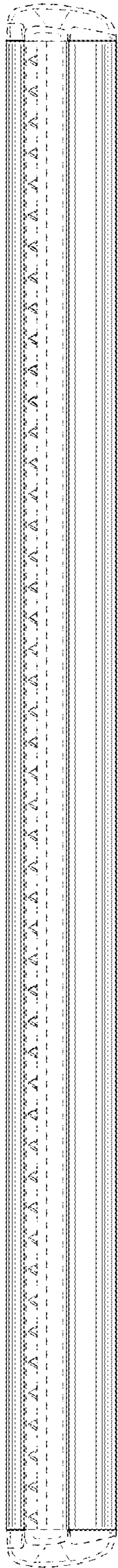


FIG. 6

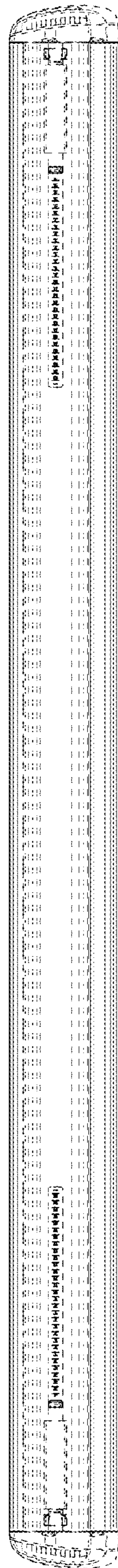


FIG. 7

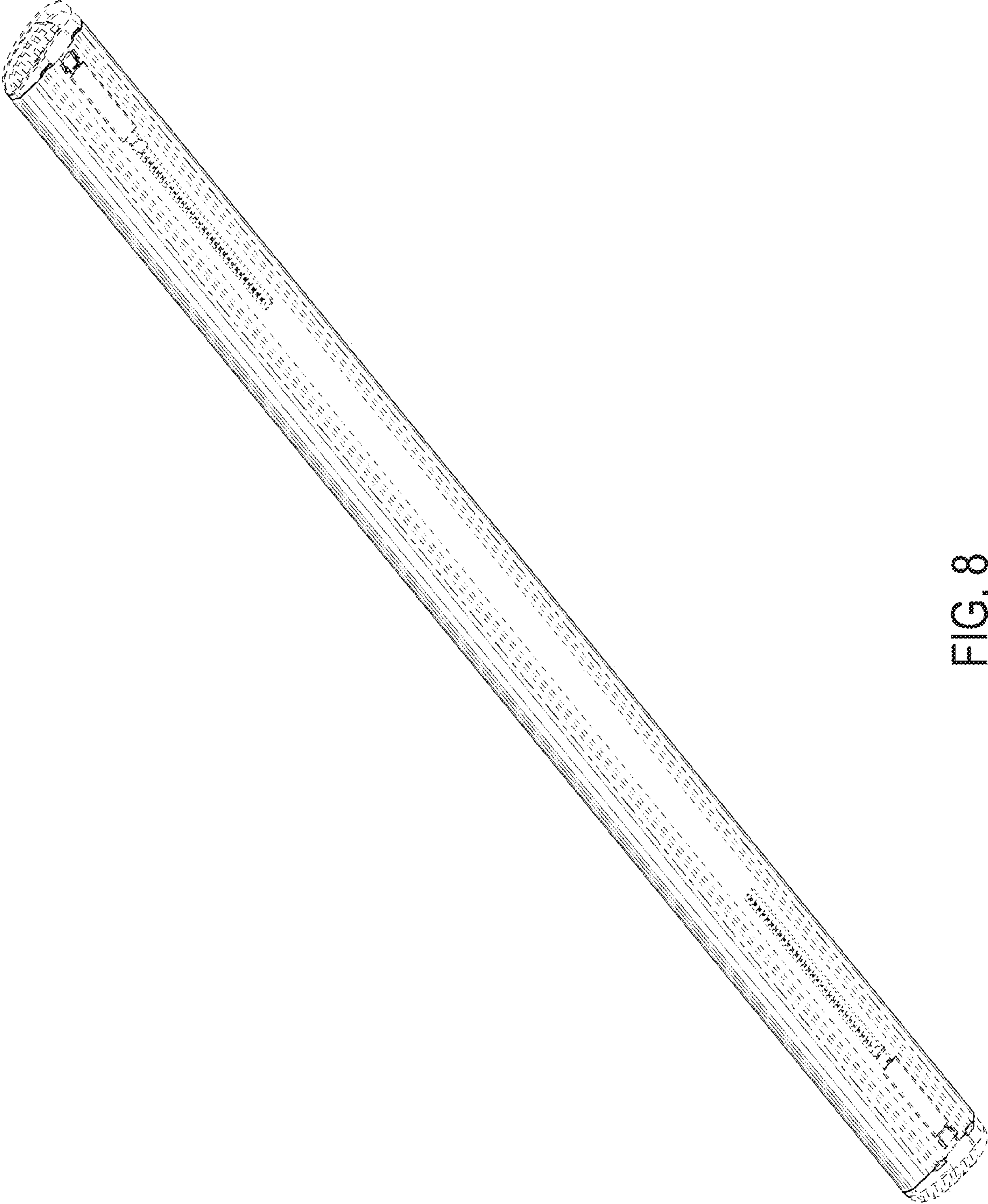


FIG. 8

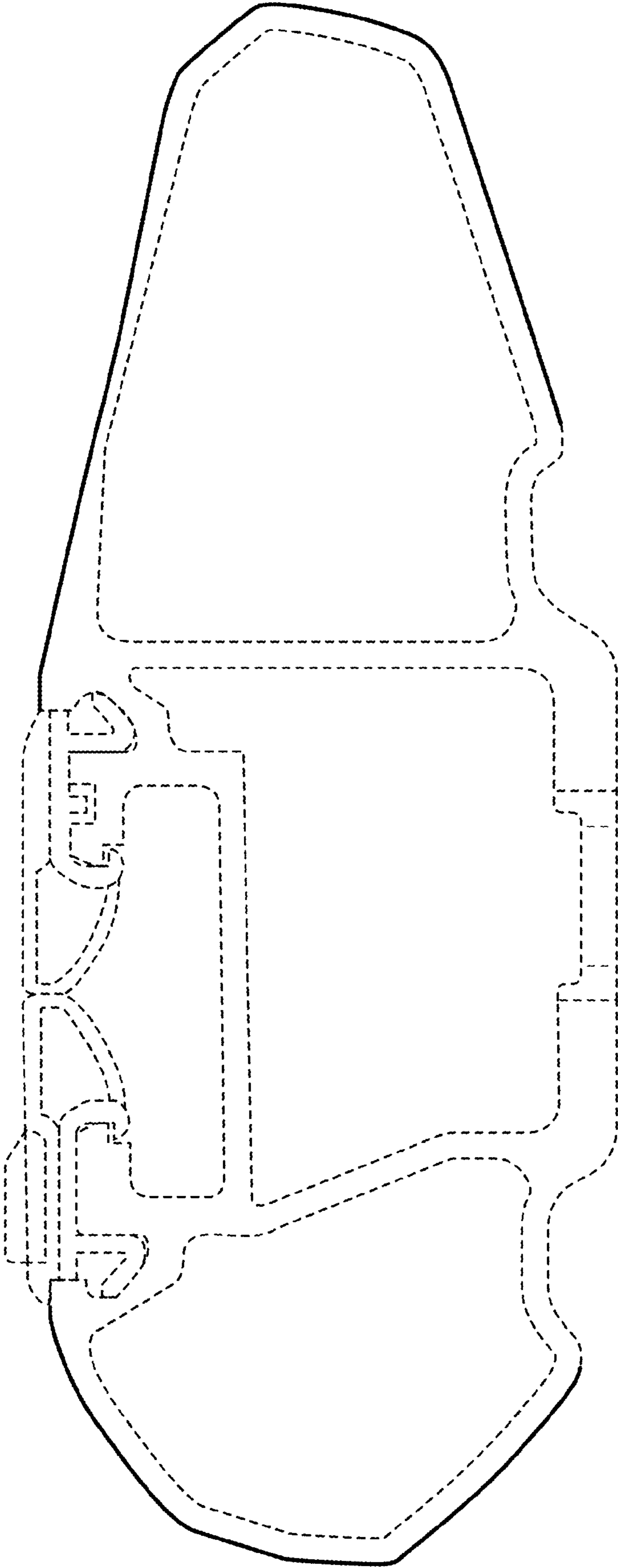


FIG. 9