



US00D932412S

(12) **United States Design Patent**  
**Amezqueta**

(10) **Patent No.:** **US D932,412 S**  
(45) **Date of Patent:** **\*\* Oct. 5, 2021**

(54) **VEHICLE WHEEL, TOY VEHICLE WHEEL,  
AND/OR REPLICAS THEREOF**

(71) Applicant: **Bayerische Motoren Werke  
Aktiengesellschaft, Munich (DE)**

(72) Inventor: **Eneko Amezqueta, Munich (DE)**

(73) Assignee: **Bayerische Motoren Werke  
Aktiengesellschaft, Munich (DE)**

(\*\*) Term: **15 Years**

(21) Appl. No.: **29/750,705**

(22) Filed: **Sep. 16, 2020**

(30) **Foreign Application Priority Data**

Mar. 17, 2020 (DE) ..... 402020100272.0

(51) **LOC (13) Cl.** ..... **12-16**

(52) **U.S. Cl.**  
USPC ..... **D12/209; D21/563**

(58) **Field of Classification Search**  
USPC ..... D12/204–213; D21/563  
CPC .... B60B 7/00; B60B 7/02; B60B 7/04; B60B  
7/01; B60B 7/06; B60B 3/02; B60B 3/04;  
B60B 3/06; B60B 3/10; B60B 1/00;  
B60B 1/08; B60B 1/10; B60B 1/12  
See application file for complete search history.

(56) **References Cited**

**U.S. PATENT DOCUMENTS**

D479,177 S	9/2003	Nordmann	
D567,167 S	4/2008	Forster	
D594,800 S	6/2009	Blasi	
D598,836 S	8/2009	Blasi	
D671,474 S	11/2012	Juergens et al.	
D685,710 S *	7/2013	Hanaoka	D12/209
D686,132 S	7/2013	Truebsbach	

D695,184 S	12/2013	Pollmann	
D695,186 S	12/2013	Pollmann	
D713,315 S	9/2014	Juergens et al.	
D723,989 S *	3/2015	Morikawa	D12/209
D752,499 S *	3/2016	Sze	D12/211
D770,352 S	11/2016	Sze	
D788,674 S *	6/2017	Mielke	D12/209
D792,305 S *	7/2017	Terui	D12/209
D827,545 S *	9/2018	Kawaguchi	D12/209
D835,561 S *	12/2018	Hayashi	D12/209
D848,336 S *	5/2019	Holly	D12/209
D860,104 S *	9/2019	Kikuchi	D12/211
D862,352 S *	10/2019	Bjerke	D12/209
D877,024 S *	3/2020	Valencia Pollex	D12/209
D880,395 S *	4/2020	Valencia Pollex	D12/209

(Continued)

**FOREIGN PATENT DOCUMENTS**

EM	001036552-0002	11/2009
EM	001036552-0003	11/2009

(Continued)

*Primary Examiner* — Stacia A Cadmus

(74) *Attorney, Agent, or Firm* — Crowell & Moring LLP

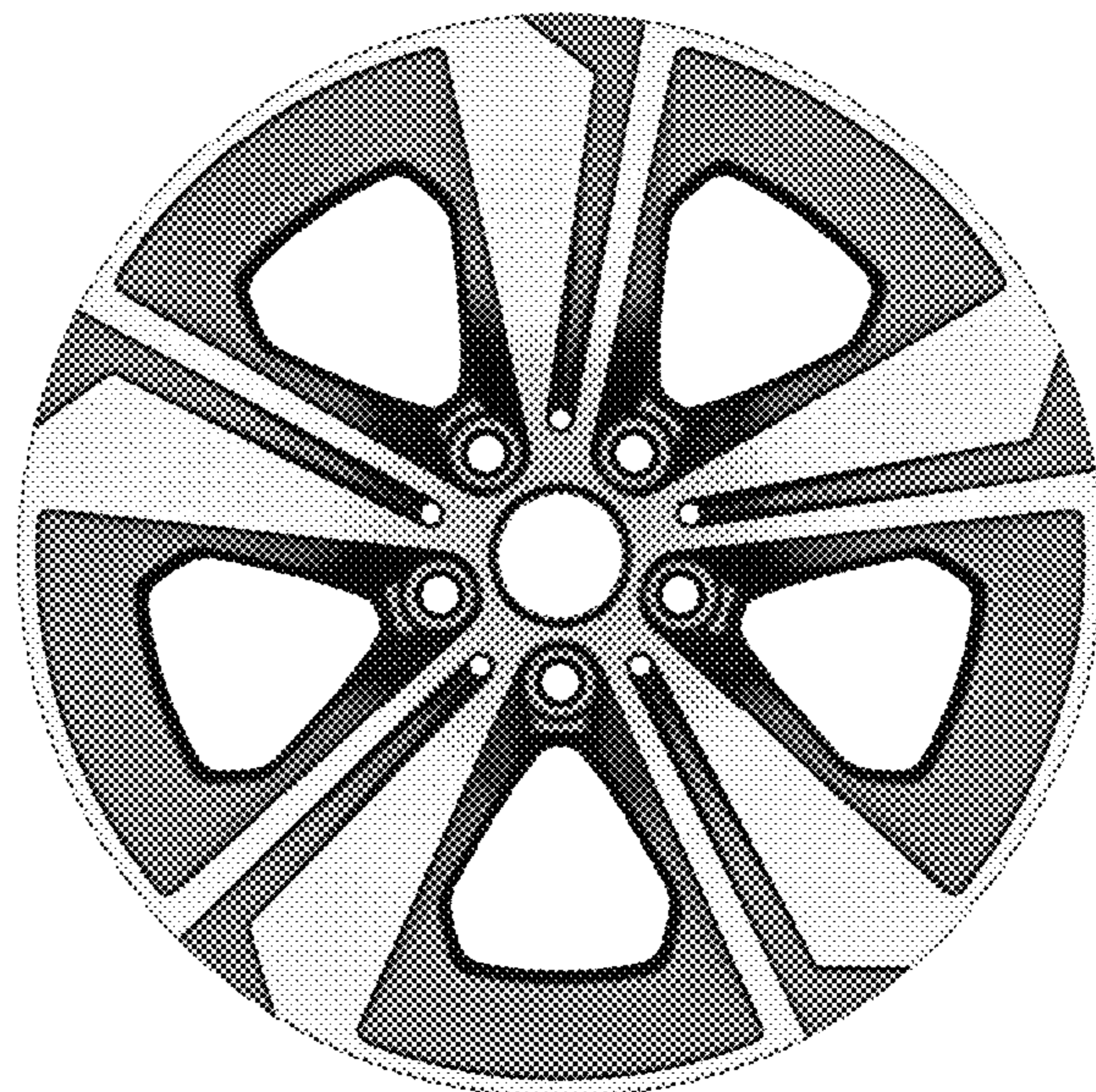
(57) **CLAIM**

The ornamental design for a vehicle wheel, toy vehicle wheel, and/or replicas thereof, as shown and described.

**DESCRIPTION**

FIG. 1 is a perspective view of a vehicle wheel, toy vehicle wheel, and/or replicas thereof according to the design; FIG. 2 is an additional perspective view thereof; FIG. 3 is an additional perspective view thereof; FIG. 4 is a front view thereof; FIG. 5 is a rear view thereof in a lighter grey scale representing portions of the wheel that form no part of the claimed design; and, FIG. 6 is a side view thereof.

**1 Claim, 6 Drawing Sheets**





(56)

**References Cited**

U.S. PATENT DOCUMENTS

D889,350 S \* 7/2020 Wang ..... D12/209  
D893,382 S \* 8/2020 Tanaka ..... D12/209  
D893,383 S \* 8/2020 Tanaka ..... D12/209  
D893,385 S \* 8/2020 Tanaka ..... D12/209  
D896,726 S \* 9/2020 Rosello Visa ..... D12/209  
D903,570 S \* 12/2020 Myrberg ..... D12/209  
D904,269 S \* 12/2020 Bjerke ..... D12/209  
D904,270 S \* 12/2020 Bjerke ..... D12/209  
D911,243 S \* 2/2021 Piaskowski ..... D12/209  
D913,895 S \* 3/2021 Bjerke ..... D12/209  
D920,207 S \* 5/2021 Peralta ..... D12/209  
D920,876 S \* 6/2021 Mendoza Jaime ..... D12/209  
D920,877 S \* 6/2021 Sittler ..... D12/209  
D920,878 S \* 6/2021 Kalha ..... D12/209  
D922,288 S \* 6/2021 Piaskowski ..... D12/209  
D924,115 S \* 7/2021 Setter ..... D12/209

FOREIGN PATENT DOCUMENTS

EM 002016113-0006 9/2013  
EM 002156554-0010 12/2014  
WO WO DM/059484 5/2002

\* cited by examiner



Fig. 1





Fig. 2





Fig. 3





Fig. 4




Fig. 5






Fig. 6