



US00D932404S

(12) **United States Design Patent** (10) **Patent No.:** **US D932,404 S**  
**Owaku** (45) **Date of Patent:** **\*\* Oct. 5, 2021**

(54) **INSTRUMENT PANEL FOR AN AUTOMOBILE**  
(71) Applicant: **HONDA MOTOR CO., LTD.**, Tokyo (JP)  
(72) Inventor: **Yu Owaku**, Wako (JP)  
(73) Assignee: **HONDA MOTOR CO., LTD.**, Tokyo (JP)

D803,743 S \* 11/2017 Igarashi ..... D12/192  
D804,380 S \* 12/2017 Nakai ..... D12/192  
D810,643 S \* 2/2018 Takamura ..... D12/192  
D819,533 S \* 6/2018 Choi ..... D12/192  
D830,927 S \* 10/2018 Tanaka ..... D12/192  
D836,510 S \* 12/2018 Nakai ..... D12/192  
D844,515 S \* 4/2019 Webber ..... D12/192  
D847,056 S \* 4/2019 Myoi ..... D12/192  
D853,919 S \* 7/2019 Hazumi ..... D12/192  
D863,162 S \* 10/2019 Schneider ..... D12/192  
D864,815 S \* 10/2019 Ray ..... D12/192  
D864,816 S \* 10/2019 Kabata ..... D12/192  
D874,371 S \* 2/2020 Buttery ..... D12/192

(\*\*) Term: **15 Years**

\* cited by examiner

(21) Appl. No.: **29/710,555**

*Primary Examiner* — Susan E Krakower

(22) Filed: **Oct. 24, 2019**

*Assistant Examiner* — Jerry Shiuhan-Hua Hsu

(30) **Foreign Application Priority Data**

(74) *Attorney, Agent, or Firm* — Westerman, Hattori, Daniels & Adrian, LLP

Apr. 26, 2019 (JP) ..... 2019-009470

(51) **LOC (13) Cl.** ..... **12-16**

(52) **U.S. Cl.**  
USPC ..... **D12/192**

(58) **Field of Classification Search**  
USPC ..... D12/192, 415, 114, 345, 195; D15/17, D15/28  
CPC ..... B60H 1/34; B60H 1/3407; B60H 1/3414; B60H 1/3421; B60H 1/3428; B60H 1/3435; B60H 1/3442; B60H 1/345; B60H 1/3457; B60R 7/01; B60R 7/02; B60R 7/04  
See application file for complete search history.

(57) **CLAIM**

The ornamental design for an instrument panel for an automobile, as shown and described.

**DESCRIPTION**

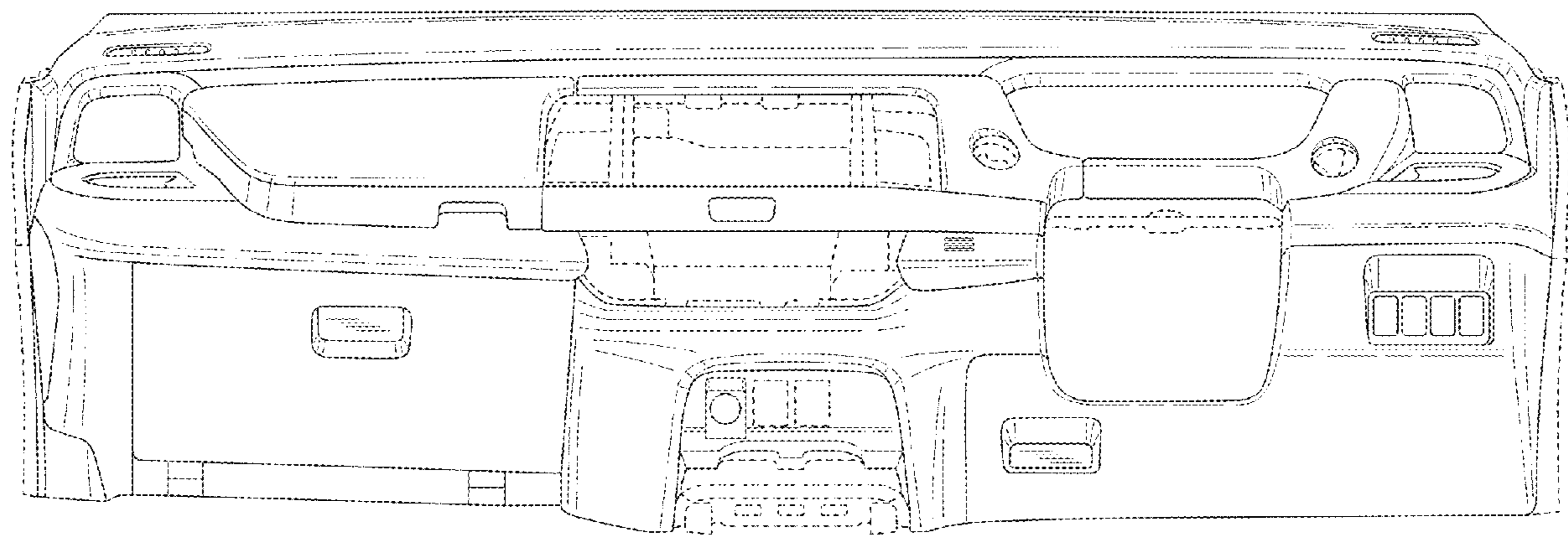
FIG. 1 is a front view of an instrument panel for an automobile showing my new design;  
FIG. 2 is a right side view thereof;  
FIG. 3 is a left side view thereof;  
FIG. 4 is a top plan view thereof;  
FIG. 5 is a bottom view thereof;  
FIG. 6 is a front, top, and right-side perspective view thereof; and,  
FIG. 7 is a front, top, and left-side perspective view thereof.  
The broken lines in the drawings illustrate portions of the instrument panel for an automobile that form no part of the claimed design.

(56) **References Cited**

**U.S. PATENT DOCUMENTS**

D762,152 S \* 7/2016 Inagaki ..... D12/192  
D803,120 S \* 11/2017 Boas ..... D12/192

**1 Claim, 7 Drawing Sheets**



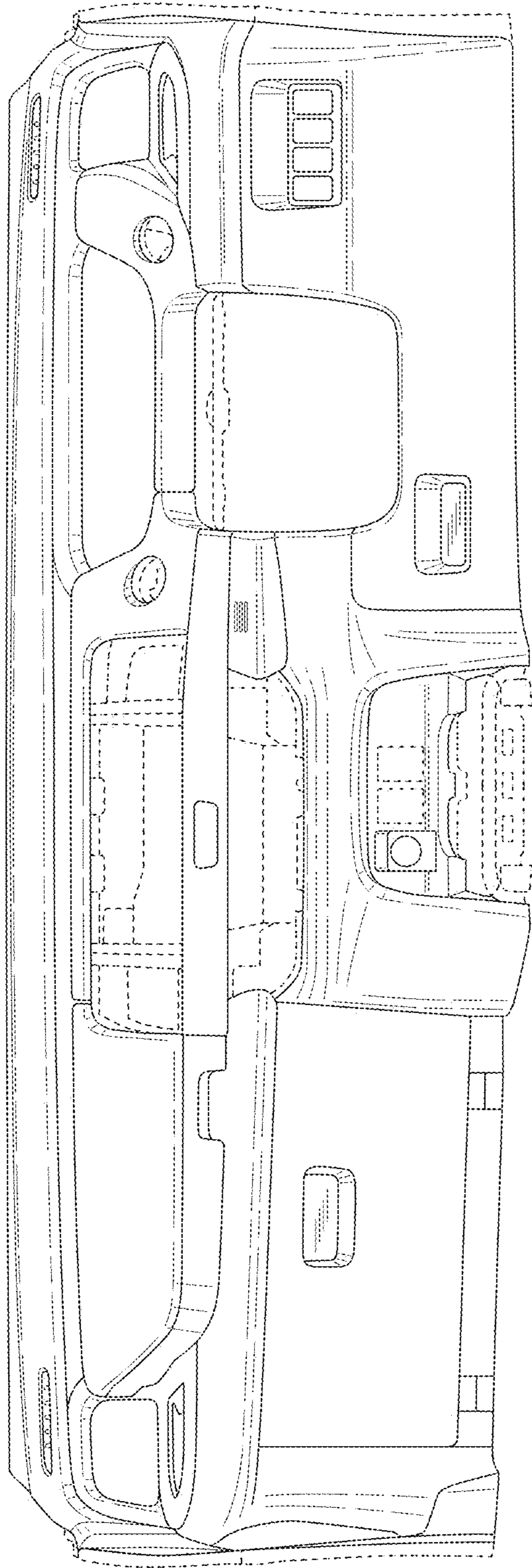


FIG.1

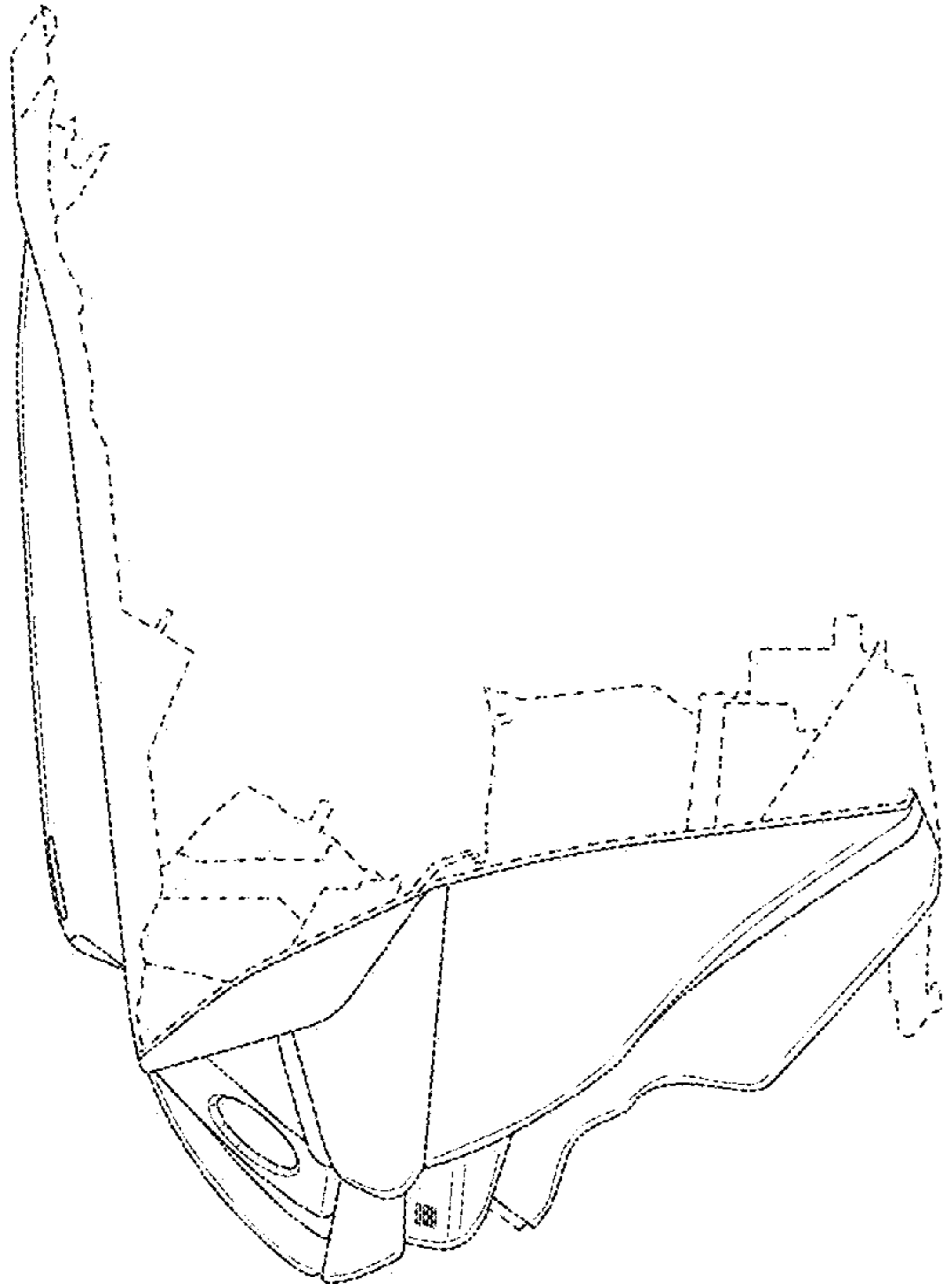


FIG.2

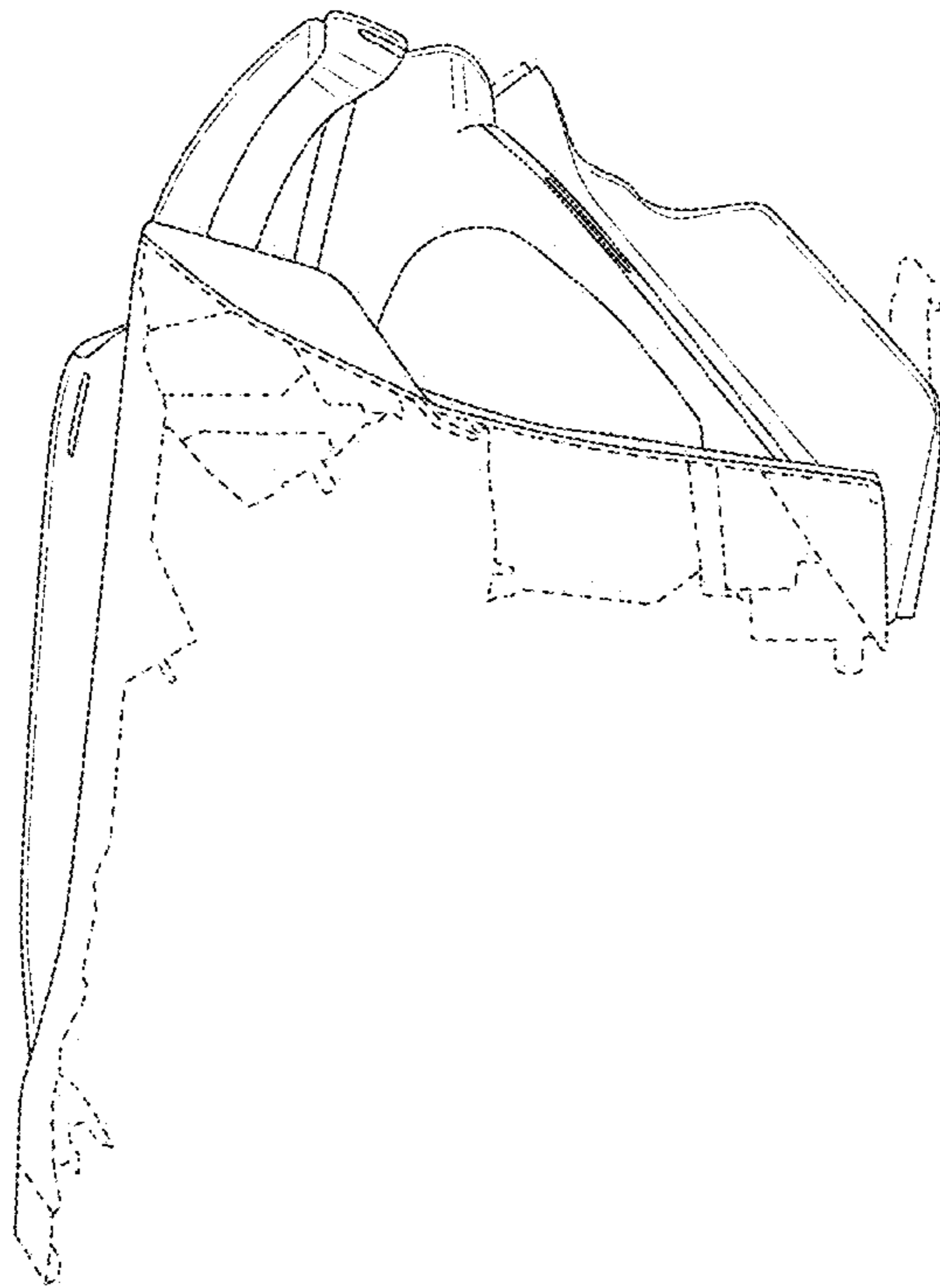


FIG.3

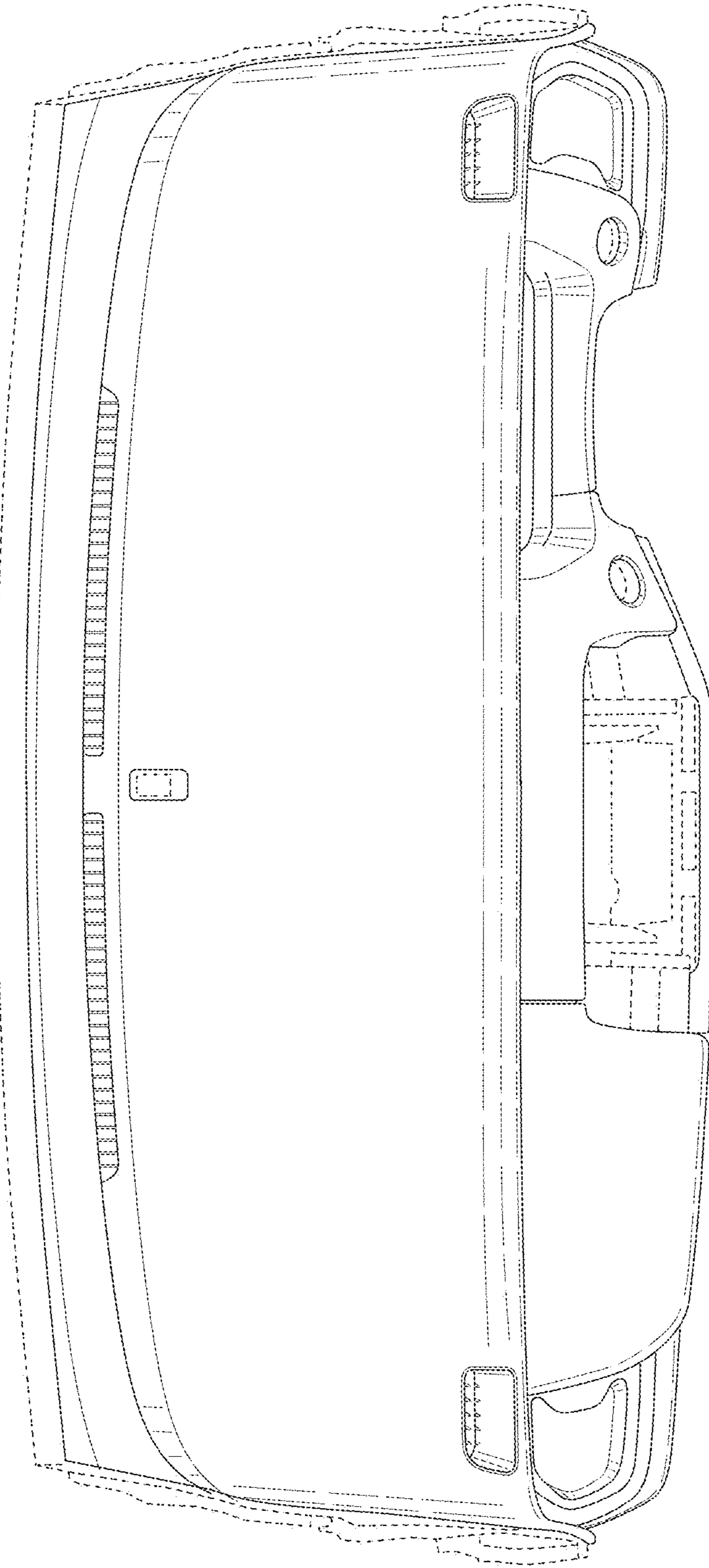


FIG.4

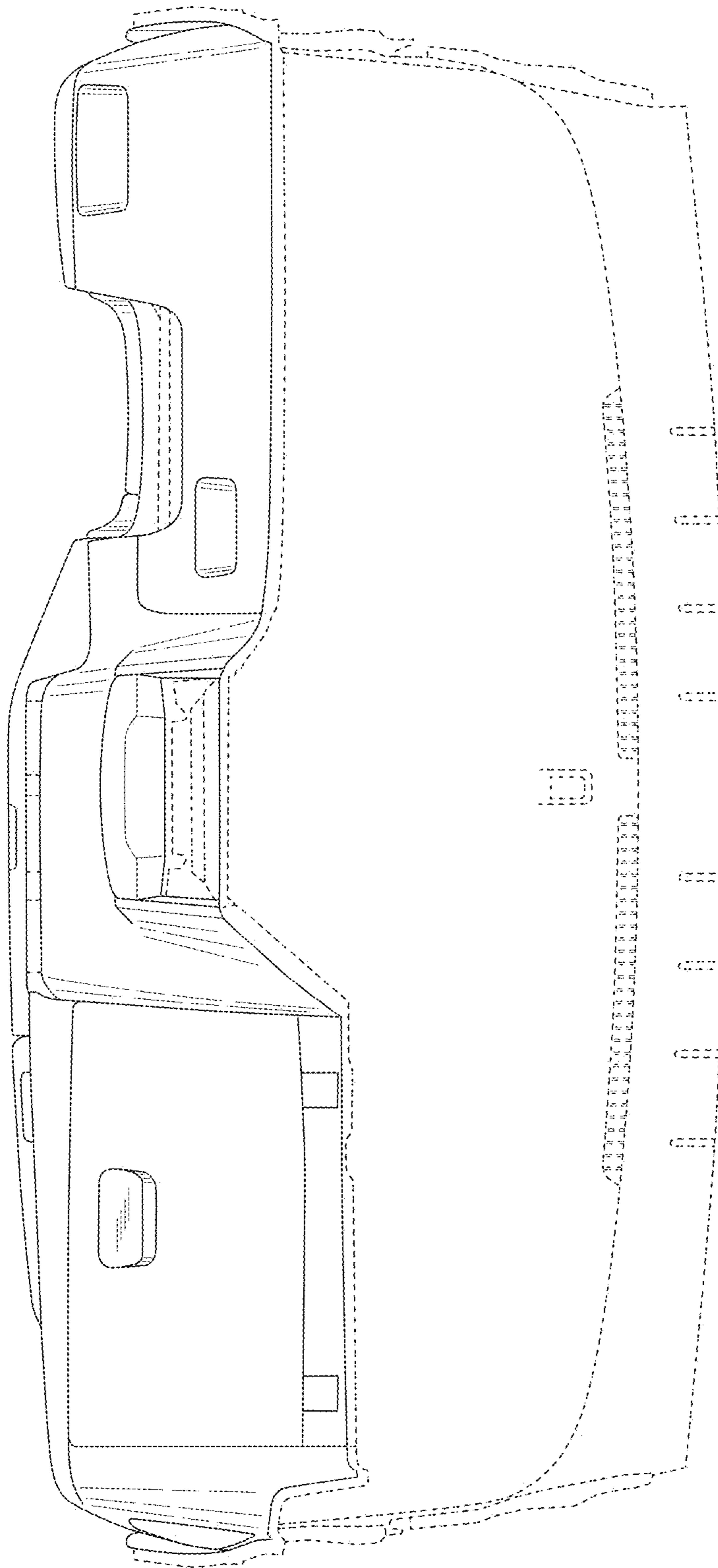


FIG.5

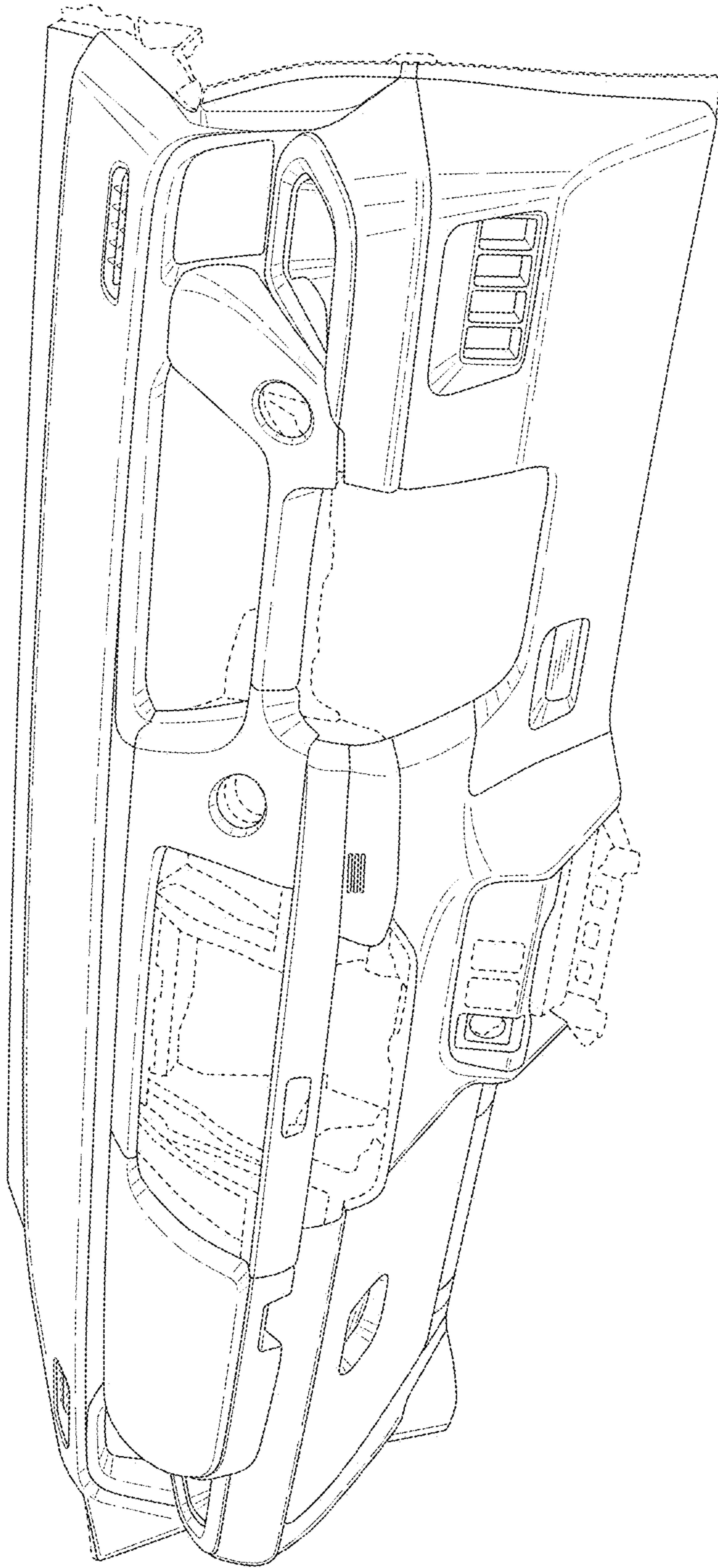


FIG.6

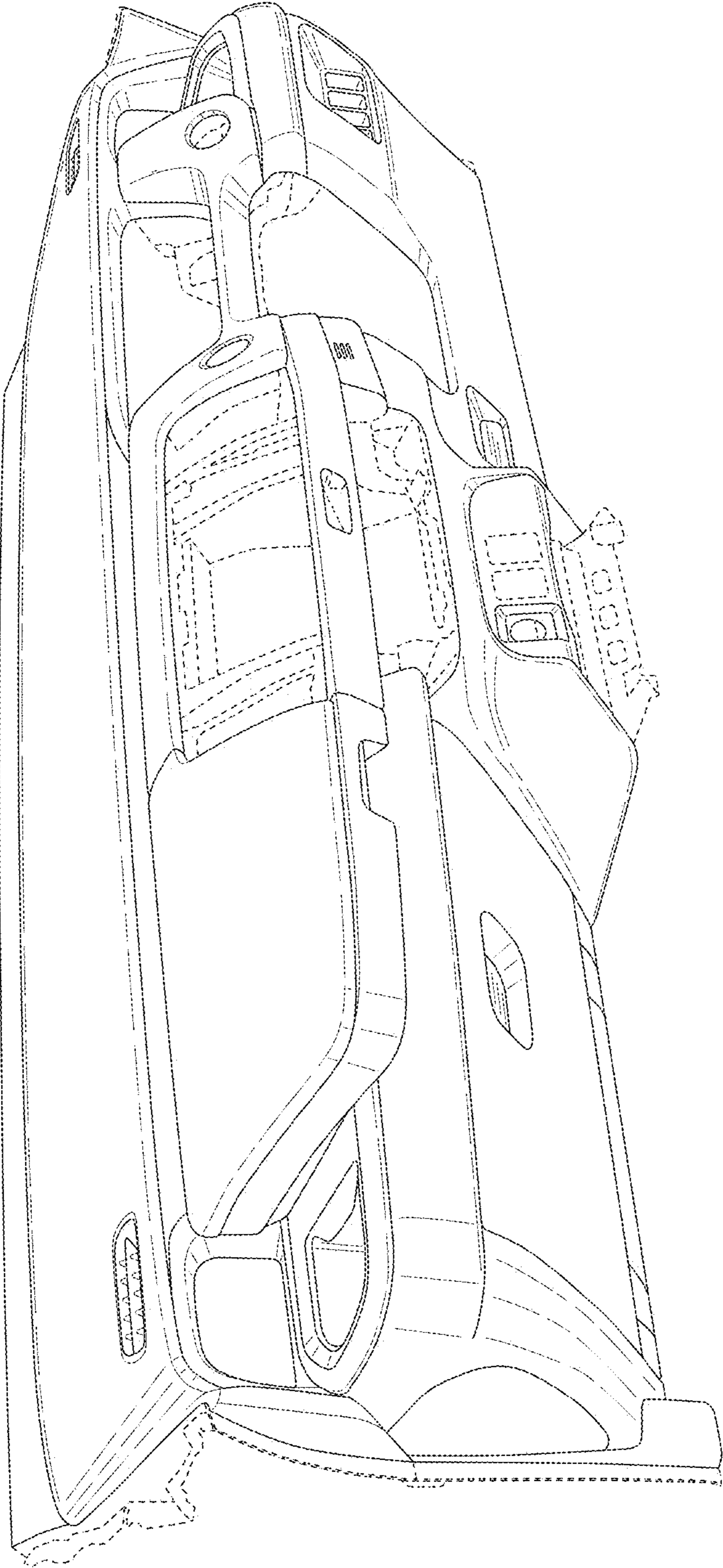


FIG. 7