



US00D932402S

(12) **United States Design Patent** (10) **Patent No.:** **US D932,402 S**
Piaskowski et al. (45) **Date of Patent:** **** *Oct. 5, 2021**

- (54) **VEHICLE WINDSHIELD**
- (71) Applicant: **Ford Global Technologies, LLC**,
Dearborn, MI (US)
- (72) Inventors: **Joel Piaskowski**, Birmingham, MI
(US); **Gordon M. Platto**, Troy, MI
(US); **Christopher G. Walter**, Traverse
City, MI (US); **Colin R. Bonathan**,
Dearborn, MI (US); **Omead**
Dorandishyazdi, Superior Township,
MI (US); **Aditya Narayan**, Detroit, MI
(US)
- (73) Assignee: **Ford Global Technologies, LLC**,
Dearborn, MI (US)
- (*) Notice: This patent is subject to a terminal dis-
claimer.
- (**) Term: **15 Years**
- (21) Appl. No.: **29/708,906**
- (22) Filed: **Oct. 10, 2019**
- (51) **LOC (13) Cl.** **12-16**
- (52) **U.S. Cl.**
USPC **D12/182**
- (58) **Field of Classification Search**
USPC D12/182, 183, 317
CPC B32B 3/00
See application file for complete search history.

D813,762 S *	3/2018	Bucher	D12/182
D813,763 S *	3/2018	Bucher	D12/182
D813,765 S *	3/2018	Woodhouse	D12/182
D813,766 S *	3/2018	Woodhouse	D12/182
D821,276 S *	6/2018	Gueler	D12/182
D822,564 S *	7/2018	Gueler	D12/182
D826,809 S *	8/2018	Schiavone	D12/182
D896,140 S *	9/2020	von Holzhausen	D12/182

OTHER PUBLICATIONS

Meghan Drummond, 2020 Mustang Hybrid, <https://www.cjponyparts.com/resources/2020-mustang-hybrid> Sep. 13, 2019.
 Andrew Krok, Ford's 'Mustang-inspired' electric SUV: Everything we know, <https://www.cnet.com/roadshow/news/ford-mustang-inspired-electric-sub-details-rumors> Oct. 2, 2019.
 Ford News Clips—Briefing, Ford's EV Strategy takes Shape In Search For Popularity and Profit, Sep. 3, 2019.

* cited by examiner

Primary Examiner — Katrina A Betton

(57) **CLAIM**

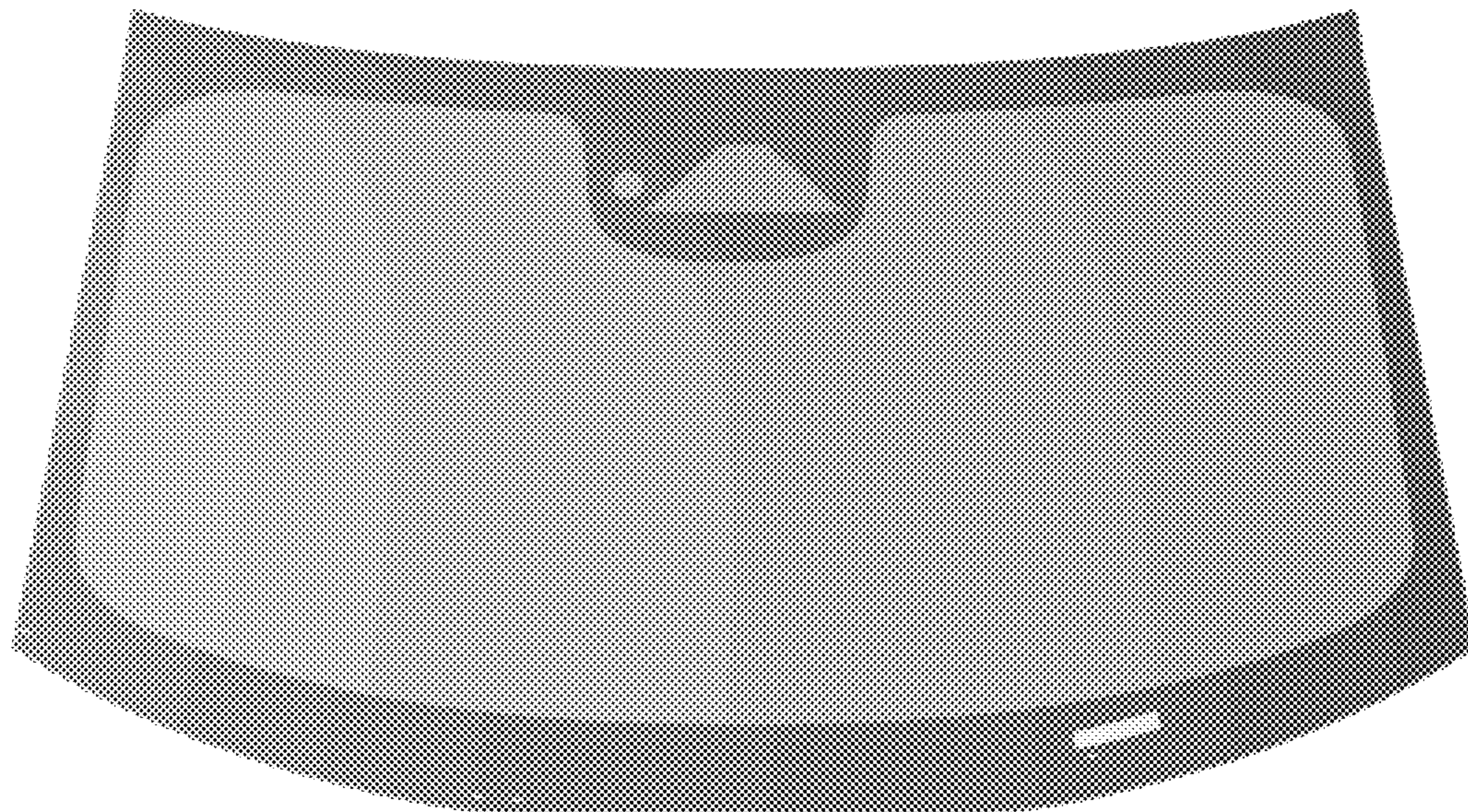
The ornamental design for a vehicle windshield, as shown and described.

DESCRIPTION

FIG. 1 is a front elevational view of a vehicle windshield, showing our new design;
 FIG. 2 is a left side elevational view thereof;
 FIG. 3 is a right side elevational view thereof;
 FIG. 4 is a top plan view thereof;
 FIG. 5 is a bottom plan view thereof;
 FIG. 6 is a top, front and left side perspective view thereof; and,
 FIG. 7 is a top, front and right side perspective view thereof.
 The claimed design is indicated by the relatively dark portions in the figures. The de-emphasized and relatively light portions form no part of the claimed design.

1 Claim, 7 Drawing Sheets

- (56) **References Cited**
U.S. PATENT DOCUMENTS
D756,867 S * 5/2016 Wolff D12/182
D786,157 S * 5/2017 Schiavone D12/182
D803,118 S * 11/2017 Bucher D12/182
D805,977 S * 12/2017 Platto D12/182
D805,978 S * 12/2017 Platto D12/182






Fig. 1




Fig. 2




Fig. 3

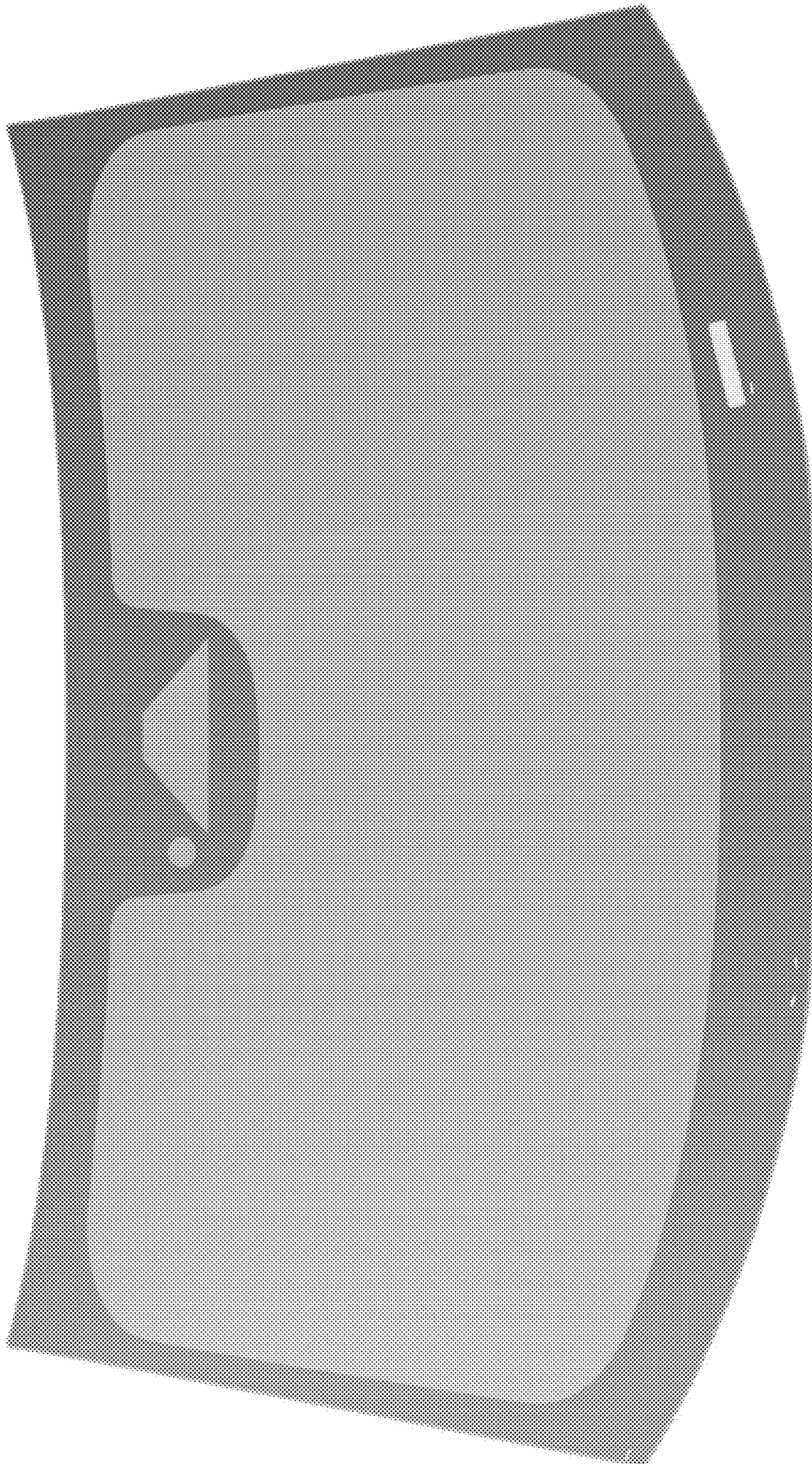



Fig.4

Fig. 5



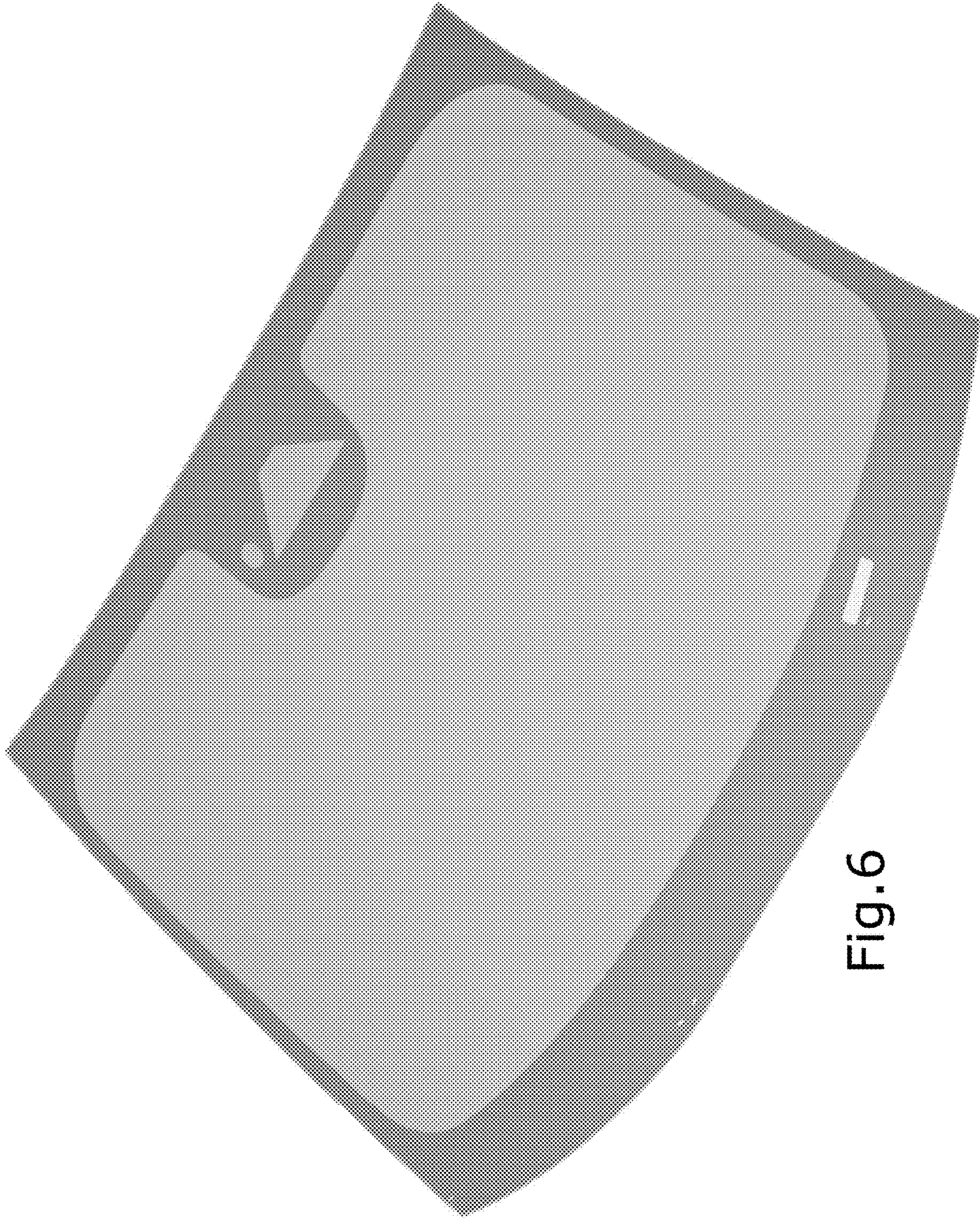


Fig.6

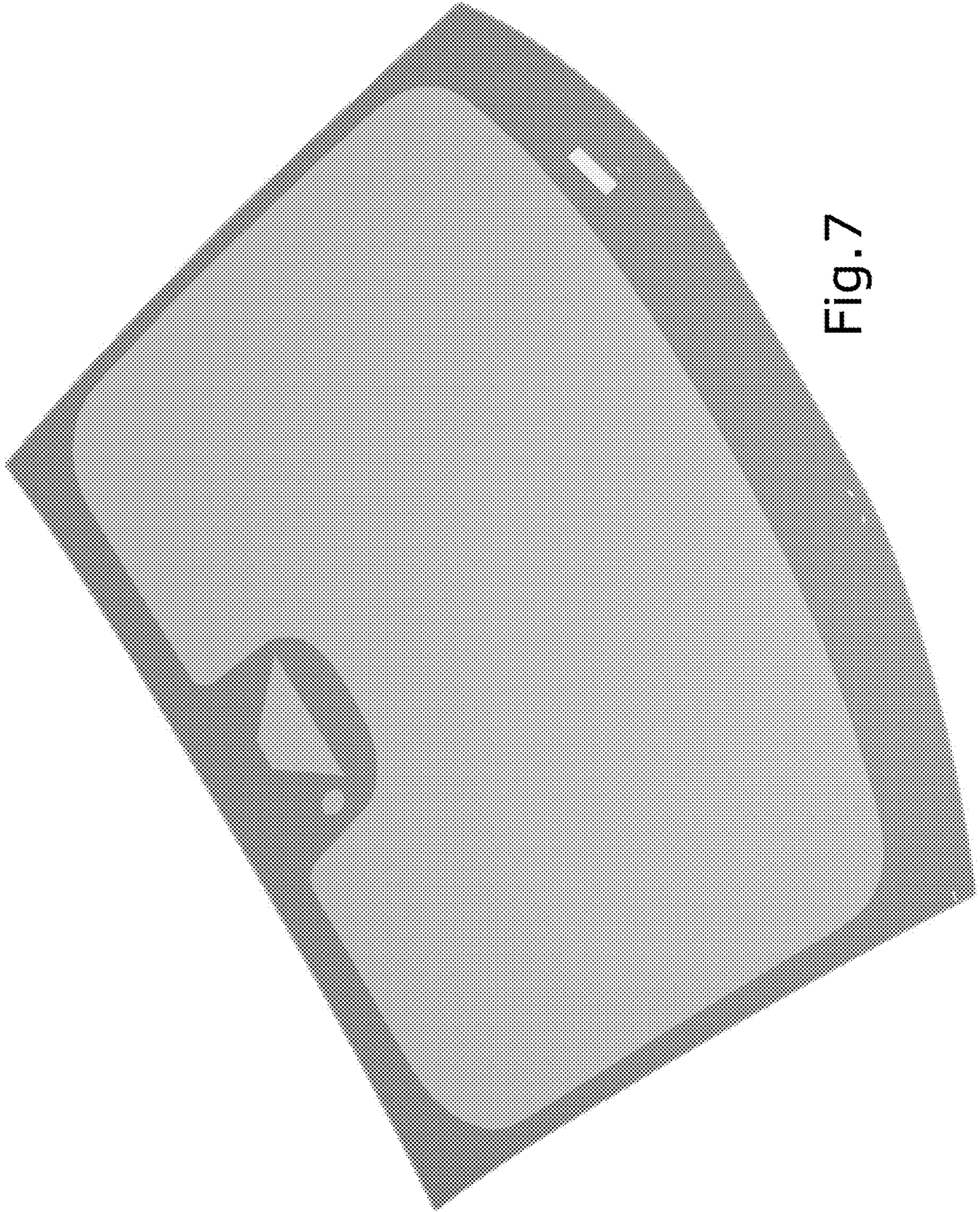


Fig. 7