

US00D932366S

(12) **United States Design Patent** (10) **Patent No.:** **US D932,366 S**
Mouquet (45) **Date of Patent:** **** Oct. 5, 2021**

(54) **BELT BUCKLE**
(71) Applicant: **HERMES SELLIER (Société par actions simplifiée)**, Paris (FR)
(72) Inventor: **Philippe Mouquet**, Paris (FR)
(**) Term: **15 Years**
(21) Appl. No.: **35/510,075**
(22) Filed: **Feb. 12, 2020**
(80) **Hague Agreement Data**
Int. Filing Date: **Feb. 12, 2020**
Int. Reg. No.: **DM/206685**
Int. Reg. Date: **Feb. 12, 2020**
Int. Reg. Pub. Date: **Aug. 14, 2020**

(51) **LOC (13) Cl.** **02-07**
(52) **U.S. Cl.**
USPC **D11/200**

(58) **Field of Classification Search**
USPC ... D11/200-237, 1, 2, 3, 4, 5, 6, 12, 16, 79, D11/86, 87; 24/163 R, 170, 335, 616, 24/173, 177-179, 191, 194-195, 197, 24/200, 578.11, 578.1; D2/976, 978, 971, D2/853, 624-640; 2/300
CPC A44B 11/25; A44B 11/26; A44B 11/00; A44B 11/001; A44B 11/005; A44B 11/06; A44B 11/04; A44B 11/22; A44B 11/24; A44C 15/004; A44C 1/00
See application file for complete search history.

(56) **References Cited**
U.S. PATENT DOCUMENTS
268,102 A * 11/1882 Horton A44C 5/00 63/21
D49,184 S * 6/1916 Helm D3/215

D84,311 S * 6/1931 Whitehouse D11/200
D149,472 S * 5/1948 Chernow D11/87
D267,833 S * 2/1983 Anderson D11/202
D317,275 S * 6/1991 Alvarado Lopez D11/202
D371,525 S * 7/1996 Ryan D11/231
D380,587 S * 7/1997 Ryan D2/627
6,070,434 A * 6/2000 Traver A44B 6/00 2/129
6,098,202 A * 8/2000 Peck A44C 15/00 2/244
D499,351 S * 12/2004 Hardy D11/13
7,257,967 B2 * 8/2007 Rheinstein A44C 3/001 63/1.11
D615,444 S * 5/2010 Jonemann D11/3
D644,551 S * 9/2011 Aug D11/5
2004/0007017 A1 * 1/2004 Flaherty A44C 15/005 63/3.1

* cited by examiner

Primary Examiner — Melanie Pellegrini


(57) **CLAIM**
The ornamental design for belt buckle, as shown and described.

DESCRIPTION


- 1. Belt buckle
- 1.1 : Perspective
- 1.2 : Front
- 1.3 : Back
- 1.4 : Right
- 1.5 : Left
- 1.6 : Top
- 1.7 : Bottom

The broken line showing of a belt is for the purpose of illustrating environment and forms no part of the claimed design. The dot dash lines show the boundaries of the unclaimed environment and also form no part of the claimed design.

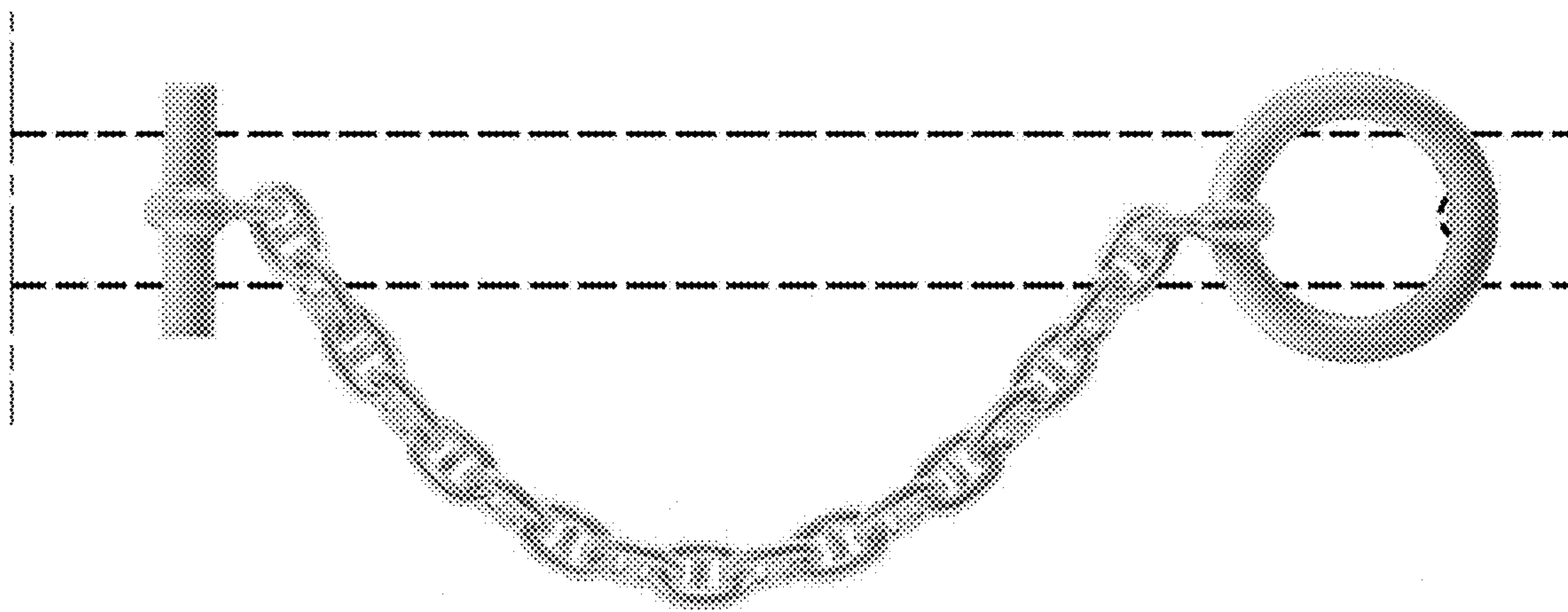
1 Claim, 7 Drawing Sheets




1.1



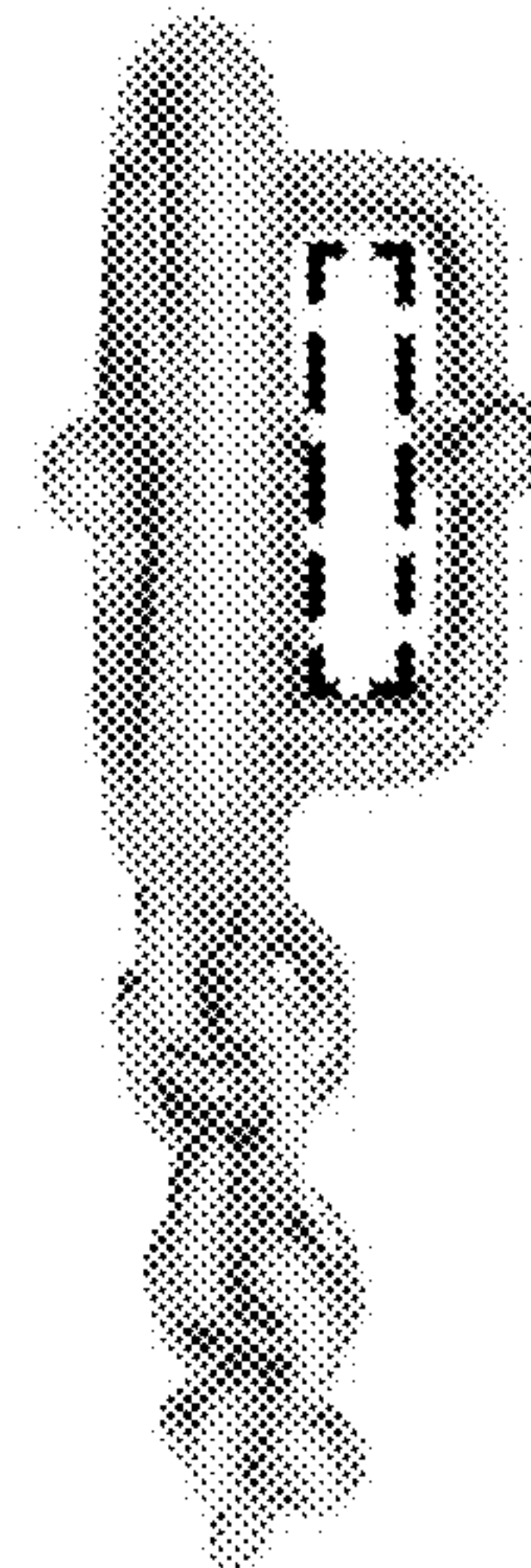
1.2




1.3



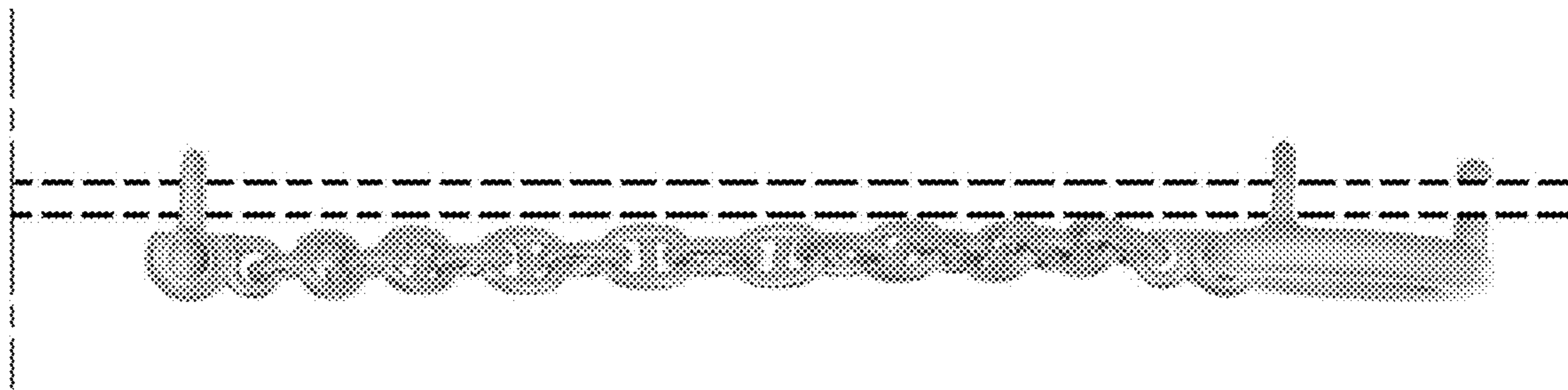
1.4



1.5



1.6



1.7

