



US00D932339S

(12) **United States Design Patent** (10) **Patent No.:** **US D932,339 S**
Schilling et al. (45) **Date of Patent:** **** Oct. 5, 2021**

(54) **COMBINED BRACELET AND CLASP**
(71) Applicant: **LXL Group Inc.**, Grand Cayman (KY)
(72) Inventors: **Frank Schilling**, Grand Cayman (KY);
Alexandra Lavranos, Grand Cayman (KY); **David Concepcion**, Haileah Gardens, FL (US)
(73) Assignee: **LXL Group Inc.**, Grand Cayman (KY)
(**) Term: **15 Years**
(21) Appl. No.: **29/652,696**
(22) Filed: **Oct. 28, 2020**

2,140,491 A 12/1938 Biedermann
D165,847 S 2/1952 Jager
2,920,442 A 1/1960 Kunzmann
D264,828 S * 6/1982 Gray D11/87
D277,369 S 1/1985 Otake
4,932,203 A 6/1990 Bucefari
D311,354 S 10/1990 Bulgari
D312,595 S 12/1990 Bulgari
D312,596 S 12/1990 Bulgari
D313,200 S 12/1990 Bulgari
D334,152 S 3/1993 Rozenwasser
D343,588 S 1/1994 Rozenwasser
D343,589 S 1/1994 Rozenwasser
D373,325 S * 9/1996 Koven D11/87
5,590,516 A 1/1997 Schwartz
D449,790 S 10/2001 Scorlecci
D466,039 S 11/2002 Chimenti

(Continued)

Related U.S. Application Data

(62) Division of application No. 29/688,993, filed on Apr. 25, 2019.
(51) **LOC (13) Cl.** **11-01**
(52) **U.S. Cl.**
USPC **D11/87; D11/13**
(58) **Field of Classification Search**
USPC D11/1-17, 86, 87; D3/243
CPC A44C 5/00; A44C 5/02; A44C 5/18; A44C 5/185; A44C 5/20; A44C 5/2047; A44C 5/2052; A44C 5/2057; A44C 11/00; A44C 11/002; A44C 11/005; A44C 11/007; A44C 13/00; A44C 15/00; A44C 15/005; A44C 15/0045; A44C 15/0085; A44C 15/009
See application file for complete search history.

OTHER PUBLICATIONS

US trademark application No. 88160099 filed Oct. 18, 2018.
US trademark application No. 88148585 filed Oct. 9, 2018.

Primary Examiner — Llorelys Martinez
(74) *Attorney, Agent, or Firm* — Oppedahl Patent Law Firm LLC

(57) **CLAIM**

The ornamental design for a combined bracelet and clasp, as shown and described.

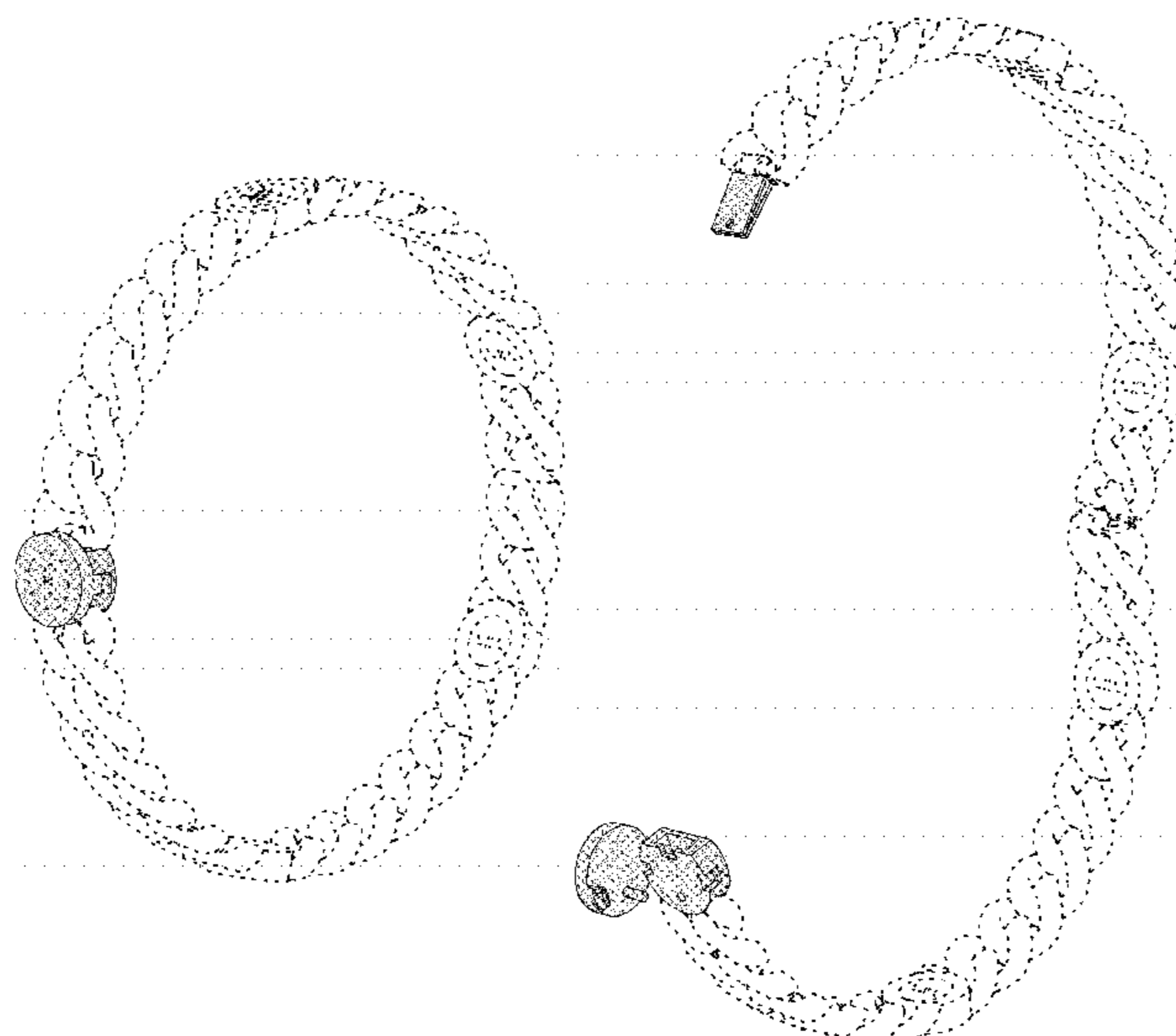
DESCRIPTION

FIG. 1 is a perspective view of a combined bracelet and clasp showing our new design;
FIG. 2 is a perspective view showing the combined bracelet and clasp of FIG. 1 in an alternate state; and,
FIG. 3 is a perspective view showing the combined bracelet and clasp of FIG. 1 in another alternate state.
The broken lines in the drawings represent portions of the combined bracelet and clasp that form no part of the claimed design.

(56) **References Cited**
U.S. PATENT DOCUMENTS

229,742 A 7/1880 Nemey
904,846 A 11/1908 Costello
1,296,069 A 3/1919 Gahring
2,009,244 A * 7/1935 Woodward A44C 5/185
D11/87

1 Claim, 3 Drawing Sheets



(56)

References Cited

U.S. PATENT DOCUMENTS

D487,407	S	3/2004	Chia	
D555,531	S	11/2007	Wilson	
D565,449	S	4/2008	Sugama	
D575,662	S	8/2008	Maier	
D634,231	S	3/2011	Donofrio	
D680,021	S	4/2013	Parvex	
D682,726	S	5/2013	Bulgari	
D724,991	S *	3/2015	Oh	D11/87
D766,746	S	9/2016	Yurman	
D775,535	S	1/2017	Handa	
D788,630	S	6/2017	Zander	
D842,755	S *	3/2019	Torrez	D11/87
D872,610	S	1/2020	Arthur	
D876,271	S	2/2020	Bicego	
D885,046	S	5/2020	Lavranos	
D885,243	S *	5/2020	Schilling	D11/87
D901,883	S *	11/2020	Lavranos	D3/243
D901,884	S *	11/2020	Lavranos	D3/243
D901,885	S *	11/2020	Lavranos	D3/243
D910,481	S *	2/2021	Lavranos	D11/86
2007/0277498	A1	12/2007	Rozenvasser	
2017/0208908	A1	7/2017	Gubanov	

* cited by examiner

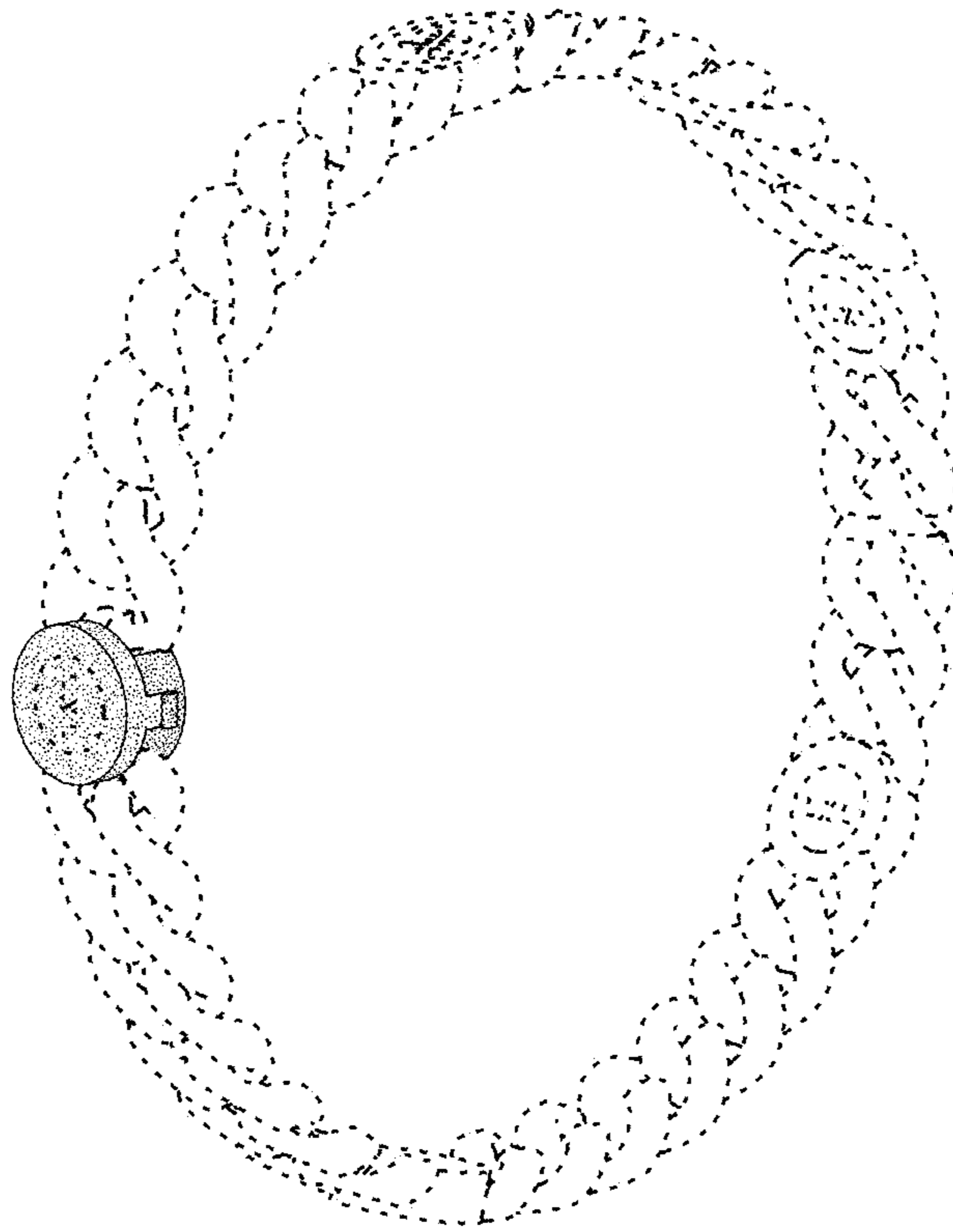


FIG. 1

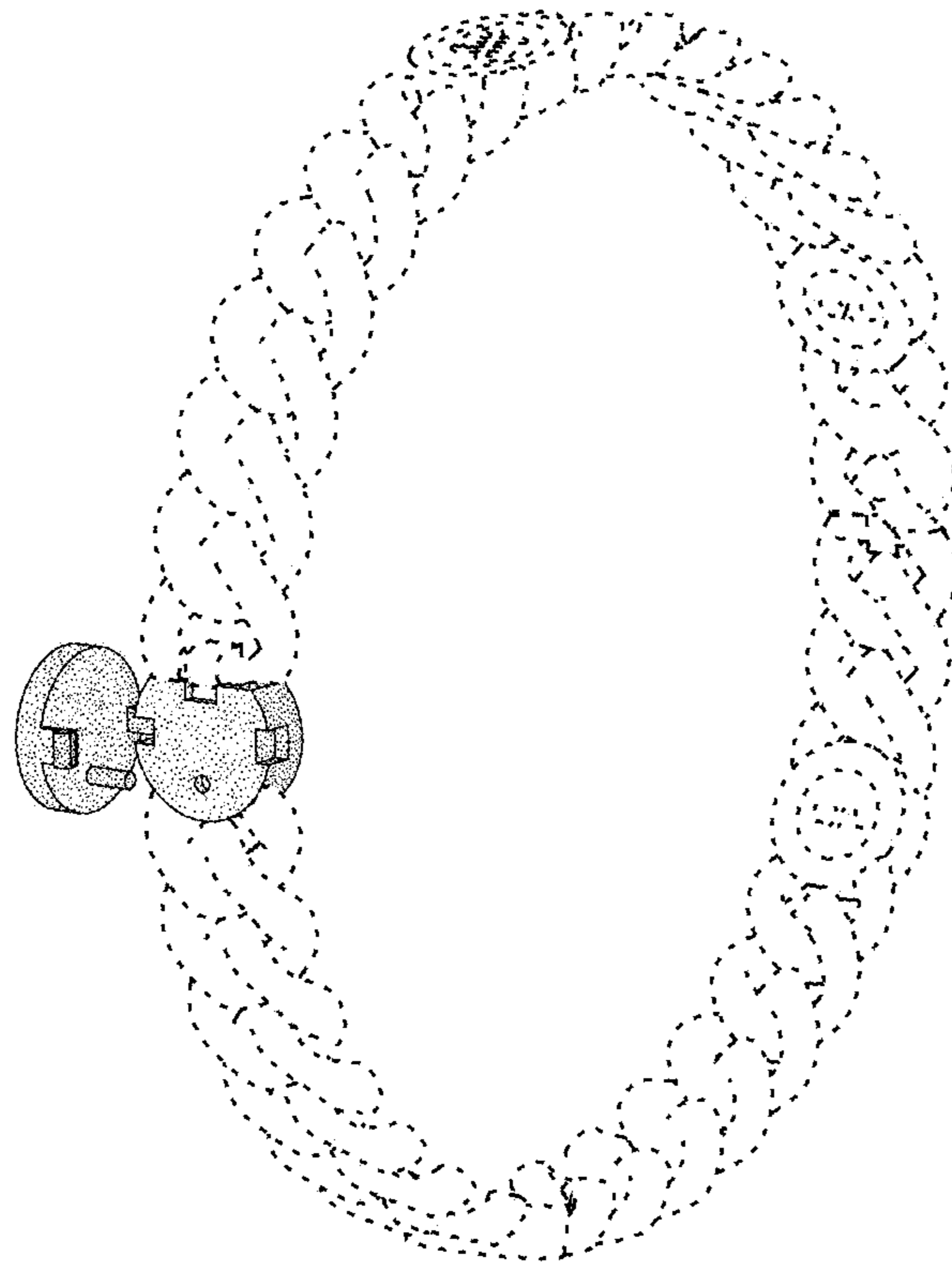


FIG. 2

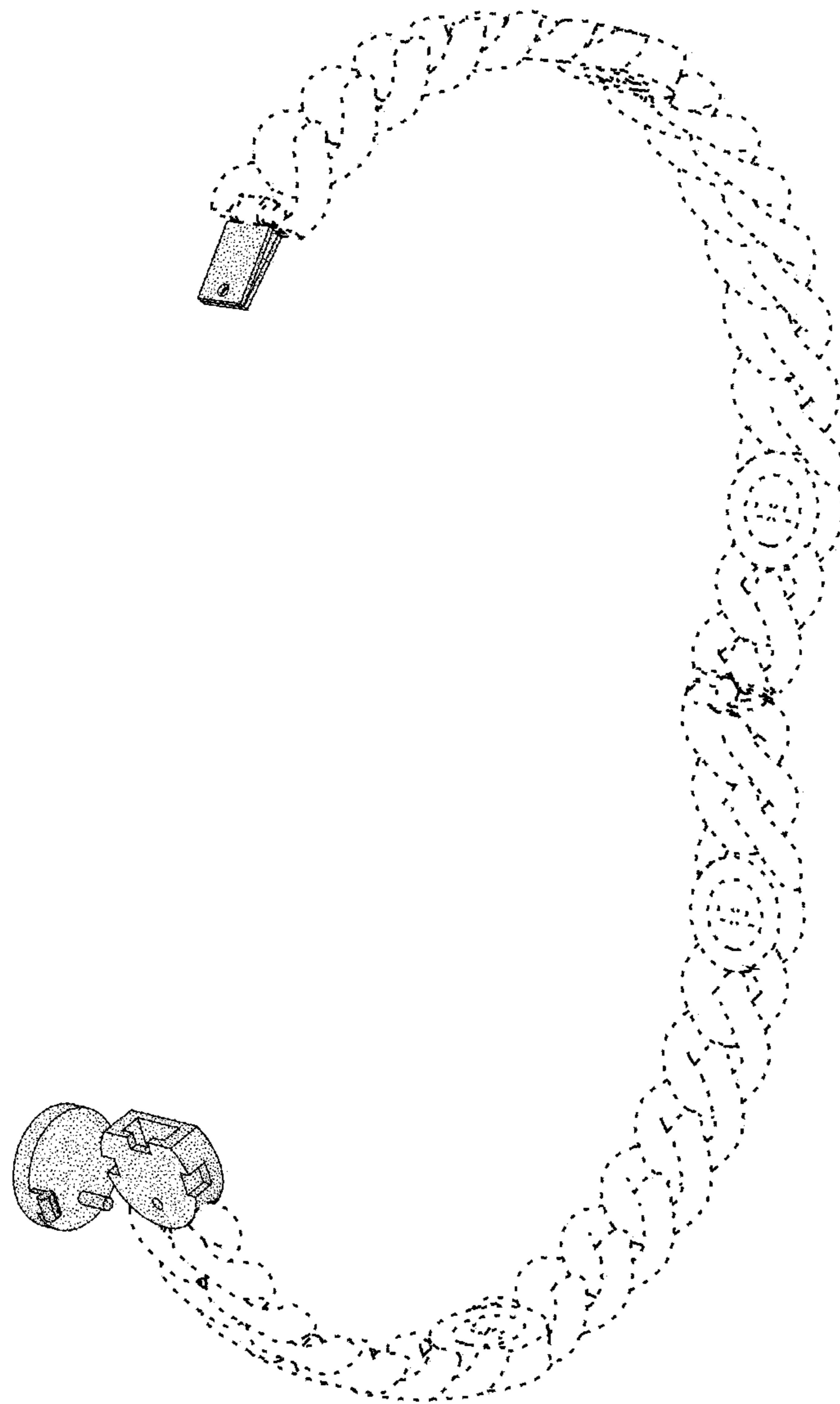


FIG. 3