



US00D932337S

(12) **United States Design Patent** (10) **Patent No.:** **US D932,337 S**
Zhang (45) **Date of Patent:** **** Oct. 5, 2021**

(54) **PENDANT**
(71) Applicant: **Susong Bangde Clothing Co., Ltd.**,
Anqing (CN)
(72) Inventor: **Xiujun Zhang**, Anqing (CN)
(73) Assignee: **SUSONG BANGDE CLOTHING**
CO., LTD., Anqing (CN)

D658,532 S * 5/2012 Papadimitriou D11/79
D663,649 S * 7/2012 Gruosi D11/26
D689,788 S * 9/2013 Gruosi D11/26
D743,832 S * 11/2015 Gruosi D11/81
D778,198 S * 2/2017 Verdeille D11/4
D780,054 S 2/2017 Yatsugi-Kang
D790,383 S * 6/2017 Gruosi D11/7
D794,495 S * 8/2017 Morin D11/26
D852,671 S 7/2019 Sivriere
D853,882 S * 7/2019 Hill D11/79
D916,618 S * 4/2021 Coughlin D11/26

(**) Term: **15 Years**

OTHER PUBLICATIONS

(21) Appl. No.: **29/765,433**
(22) Filed: **Jan. 8, 2021**
(51) **LOC (13) Cl.** **11-01**
(52) **U.S. Cl.**
USPC **D11/79**
(58) **Field of Classification Search**
USPC D11/40-50, 61, 79-86, 91, 92, 1, 2, 3, 7,
D11/8
CPC A44C 25/00; A44C 25/001; A44C 25/002;
A44C 25/007; A44C 15/00; A44C
15/005; A44C 15/0055; A44C 1/00
See application file for complete search history.

[Online] <https://www.amazon.com/CHICLOVE-Five-Generations-Necklace-Grandmother/dp/B0876TYFGP>. Retrieved Aug. 14, 2021.
Posted online Apr. 17, 2020.*

* cited by examiner

Primary Examiner — Melanie Pellegrini

(56) **References Cited**

U.S. PATENT DOCUMENTS

1,732,250 A * 10/1929 Wehse A44C 7/009
63/14.2
D301,318 S * 5/1989 Yoshida D11/75
D424,967 S * 5/2000 Perrin D11/28
D455,097 S * 4/2002 Salvarani D11/79
D497,322 S * 10/2004 Gruosi-Scheufele D11/79
D542,696 S * 5/2007 Cilluffo D11/40
D579,373 S * 10/2008 Rosenthal D11/79
D580,812 S * 11/2008 Grassi Damiani D11/40
D605,069 S * 12/2009 Plouchard D11/26
D608,237 S * 1/2010 Gruosi D11/79
D626,025 S * 10/2010 Iacomucci D11/26
D643,324 S * 8/2011 Kim D11/56

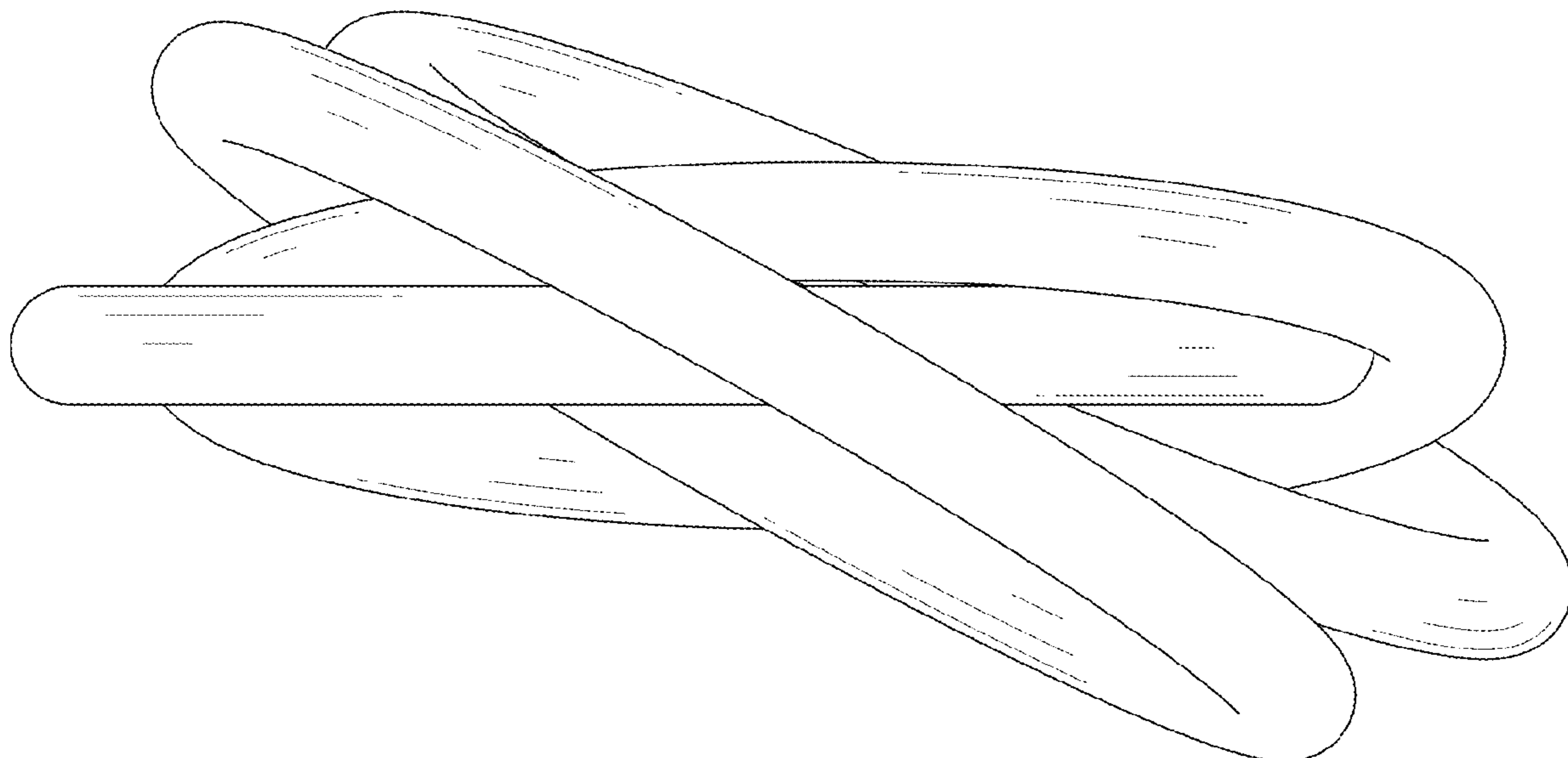
(57) **CLAIM**

The ornamental design for a pendant, as shown and described.

DESCRIPTION

FIG. 1 is a perspective view of a pendant showing my new design;
FIG. 2 is another perspective view thereof;
FIG. 3 is a front elevational view thereof;
FIG. 4 is a rear elevational view thereof;
FIG. 5 is a left side elevational view thereof;
FIG. 6 is a right side elevational view thereof;
FIG. 7 is a top plan view thereof;
FIG. 8 is a bottom plan view thereof; and,
FIG. 9 is a perspective view of the pendant where the pendant is in a configuration of use.
The broken lines in the drawings depict portions of the pendant that form no part of the claimed design.

1 Claim, 9 Drawing Sheets






FIG. 1




FIG. 2




FIG. 3




FIG. 4

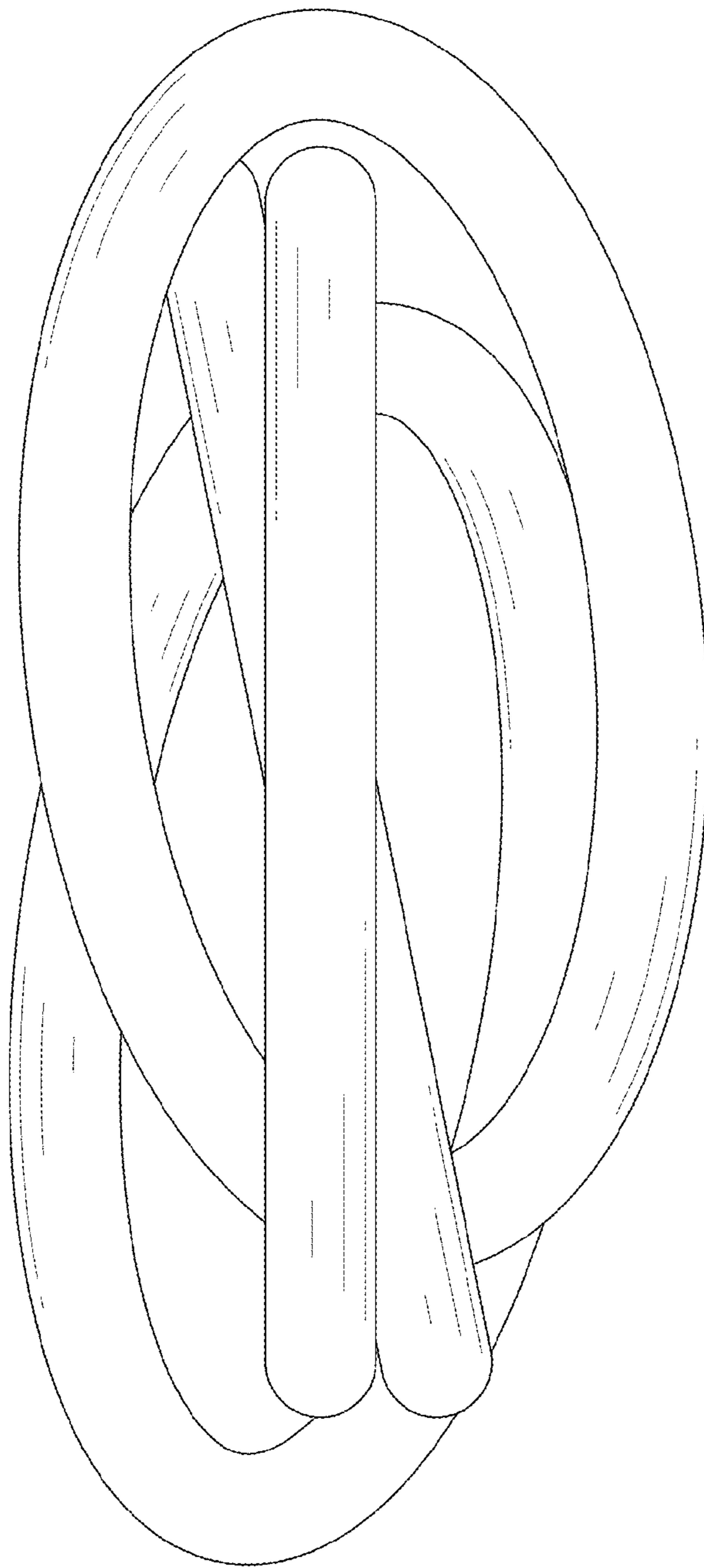


FIG. 5




FIG. 6

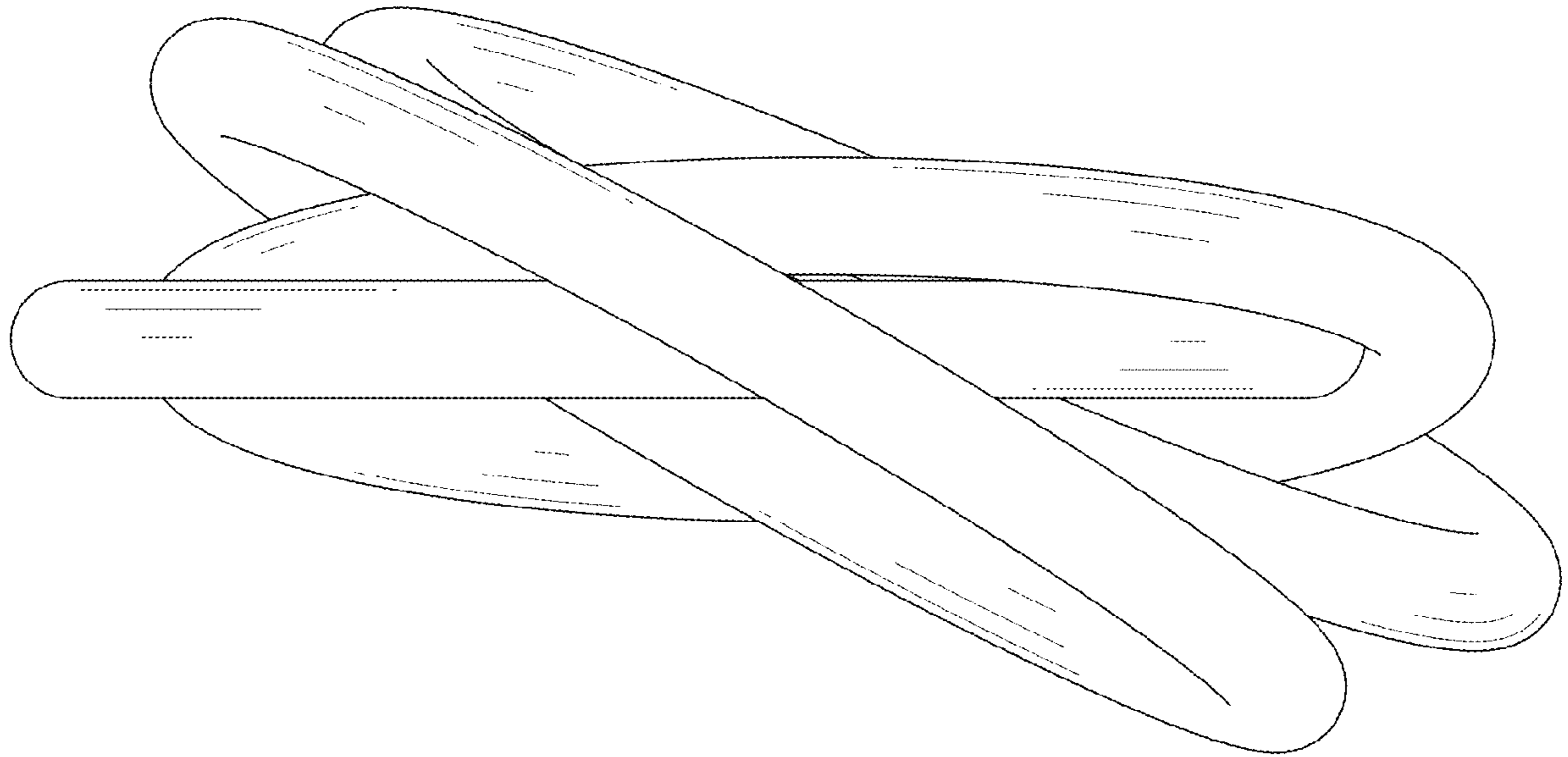


FIG. 7




FIG. 8

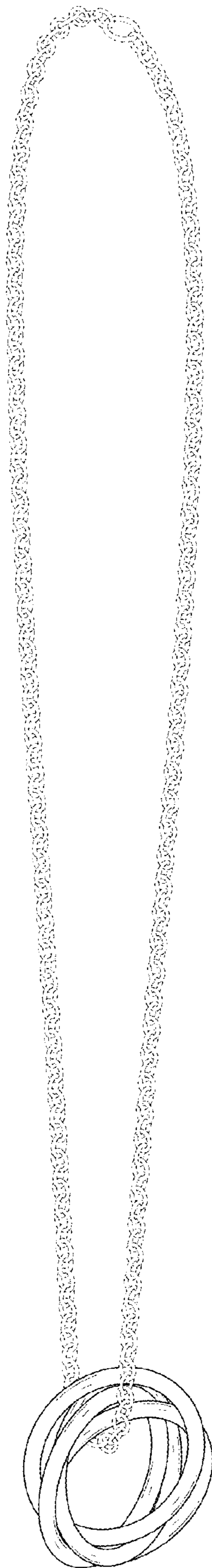


FIG. 9