



US00D932317S

(12) **United States Design Patent** (10) **Patent No.:** **US D932,317 S**
Kelly et al. (45) **Date of Patent:** **** Oct. 5, 2021**

(54) **INTERLOCKING GIFT CARD SLEEVE**

(71) Applicant: **American Greetings Corporation**,
Cleveland, OH (US)

(72) Inventors: **Charles Robert Kelly**, Amherst, OH
(US); **Terry Flores**, Oberlin, OH (US)

(73) Assignee: **American Greetings Corporation**,
Cleveland, OH (US)

(**) Term: **15 Years**

(21) Appl. No.: **29/707,008**

(56) **References Cited**

U.S. PATENT DOCUMENTS

D529,378 S *	10/2006	Spencer	D9/711
7,752,017 B1	7/2010	Huang		
D675,707 S *	2/2013	Mallol	D23/207
D685,843 S	7/2013	Glass et al.		
D728,683 S	5/2015	Glass et al.		
D729,313 S	5/2015	Glass et al.		
D766,736 S *	9/2016	Shoshan	D9/711
D771,745 S	11/2016	Glass et al.		
D775,276 S	12/2016	Glass et al.		
D798,736 S *	10/2017	Shoshan	D9/711
D798,737 S *	10/2017	Miller	D9/711
D828,766 S *	9/2018	Latour	D9/711
D888,573 S *	6/2020	Tung	D9/711

* cited by examiner

(22) Filed: **Sep. 25, 2019**

(51) **LOC (13) Cl.** **09-05**

(52) **U.S. Cl.**
USPC **D9/711**

(58) **Field of Classification Search**
USPC D9/702-714, 695-699, 435, 440, 521,
D9/454, 544, 723-724, 499, 449,
D9/727-728, 442, 447, 504; 222/92, 96,
222/107, 527-529, 215, 491, 206,
222/212-213, 251, 95, 536; 206/438,
206/822, 527; 220/DIG. 7, 669;
215/321, 381, 382, 316, 380;
141/114-115; D28/91.1, 76-78, 82, 88;
D24/114; D3/202, 205, 203.2, 270,
D3/271.1-271.4; D7/510, 514-520, 599,
D7/601-602, 612-615, 619.2, 628-629
CPC B65D 35/00; B65D 35/28; B65D 35/02;
B65D 35/04; B65D 35/08; B65D 35/36;
B65D 35/38; B65D 5/00; B65D 5/001;
B65D 5/4258; B65D 1/0223; B65D 1/02;
B65D 1/10; B65D 1/46; B65D 23/00;
B65D 2585/00; B65D 81/60; B65D
81/365; B65D 81/366; B65D 81/368;
B65D 2203/00; B65D 2203/02
See application file for complete search history.

Primary Examiner — Abraham Bahta
(74) *Attorney, Agent, or Firm* — Christine Flanagan

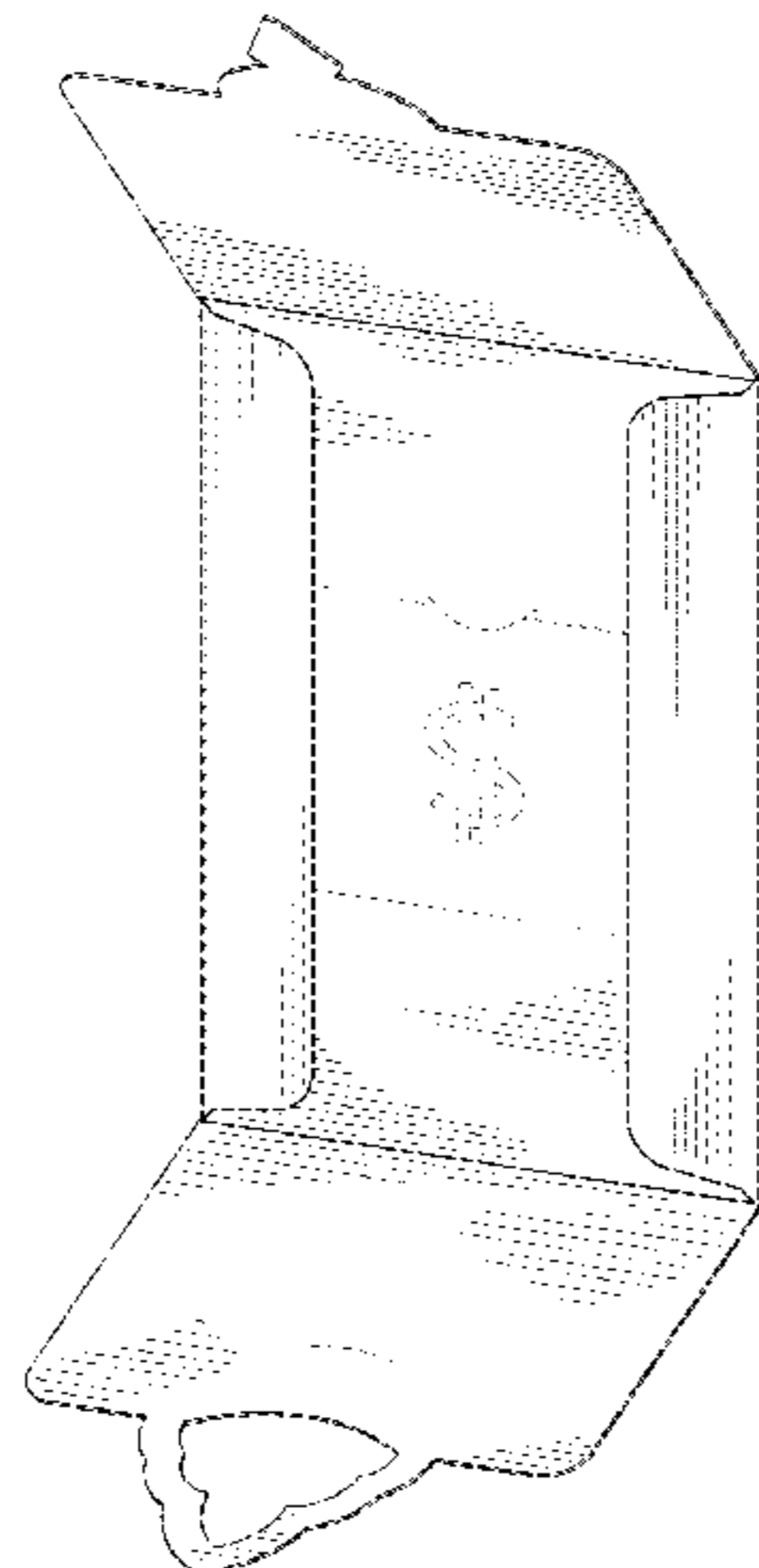
(57) **CLAIM**

The ornamental design for an interlocking gift card sleeve, as shown and described.

DESCRIPTION

FIG. 1 is a perspective view of the interlocking gift card sleeve of the present invention, in a closed position.
FIG. 2 is a front view of FIG. 1.
FIG. 3 is a rear view of FIG. 1.
FIG. 4 is a top down view of FIG. 1.
FIG. 5 is a bottom up view of FIG. 1.
FIG. 6 is a right side view of FIG. 1, the left side view being a mirror image thereof.
FIG. 7 is a front perspective view of FIG. 1, in an open position; and,
FIG. 8 is a rear perspective view of FIG. 7.

(Continued)



The broken lines are for the purpose of illustrating the environment of the design only and form no part of the claimed design.

1 Claim, 3 Drawing Sheets

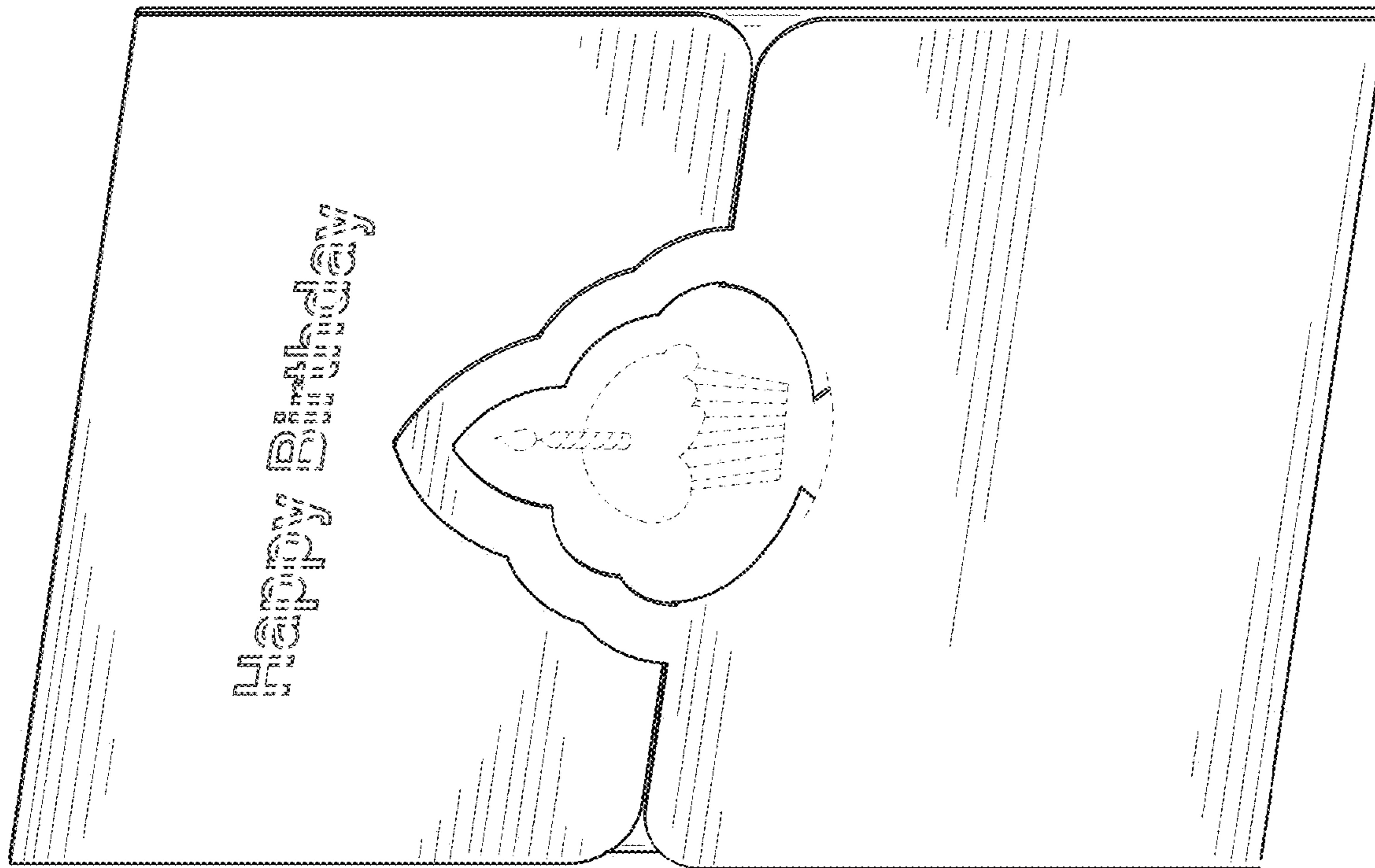


Fig. 1

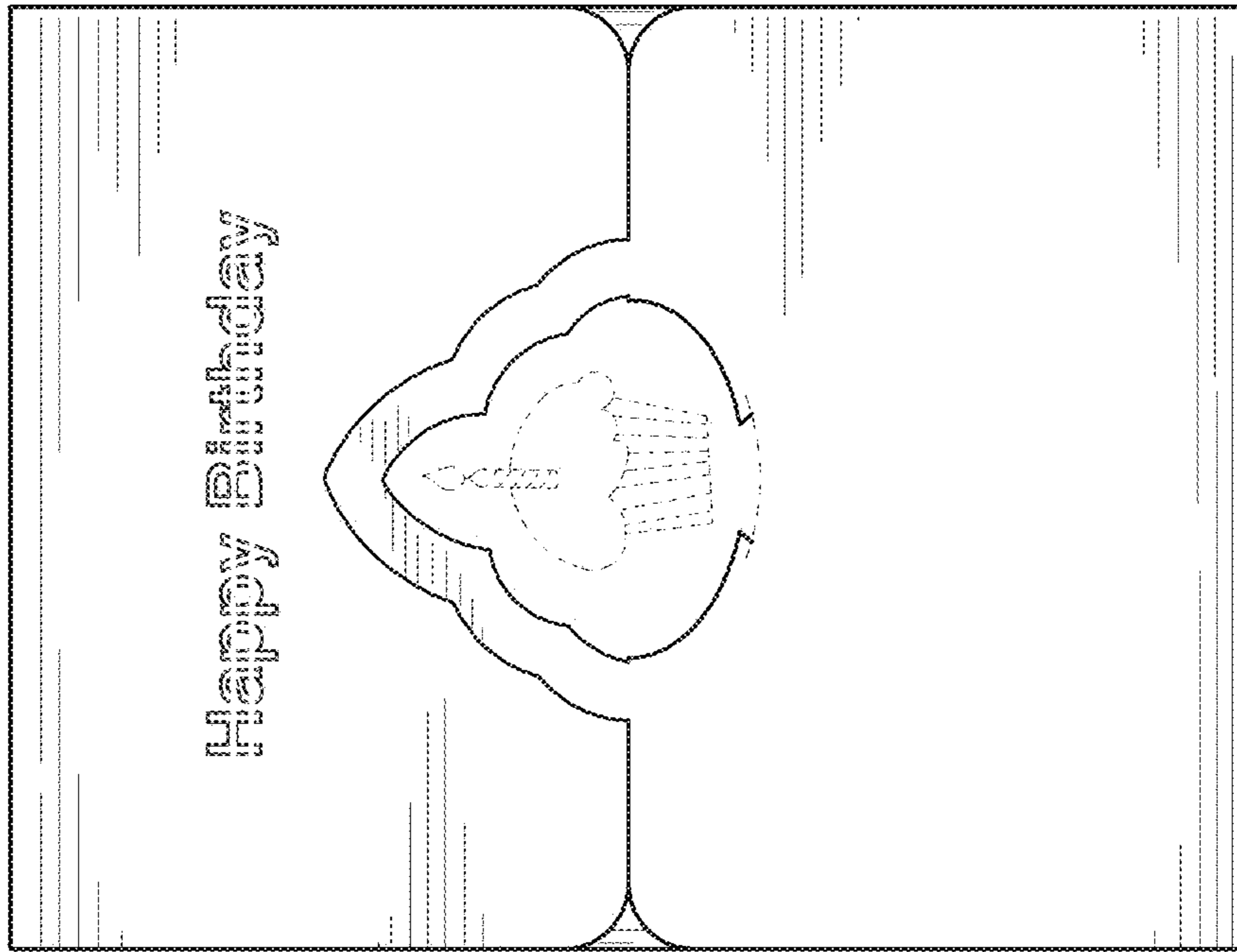


Fig. 2



Fig. 4



Fig. 5




Fig. 3




Fig. 6

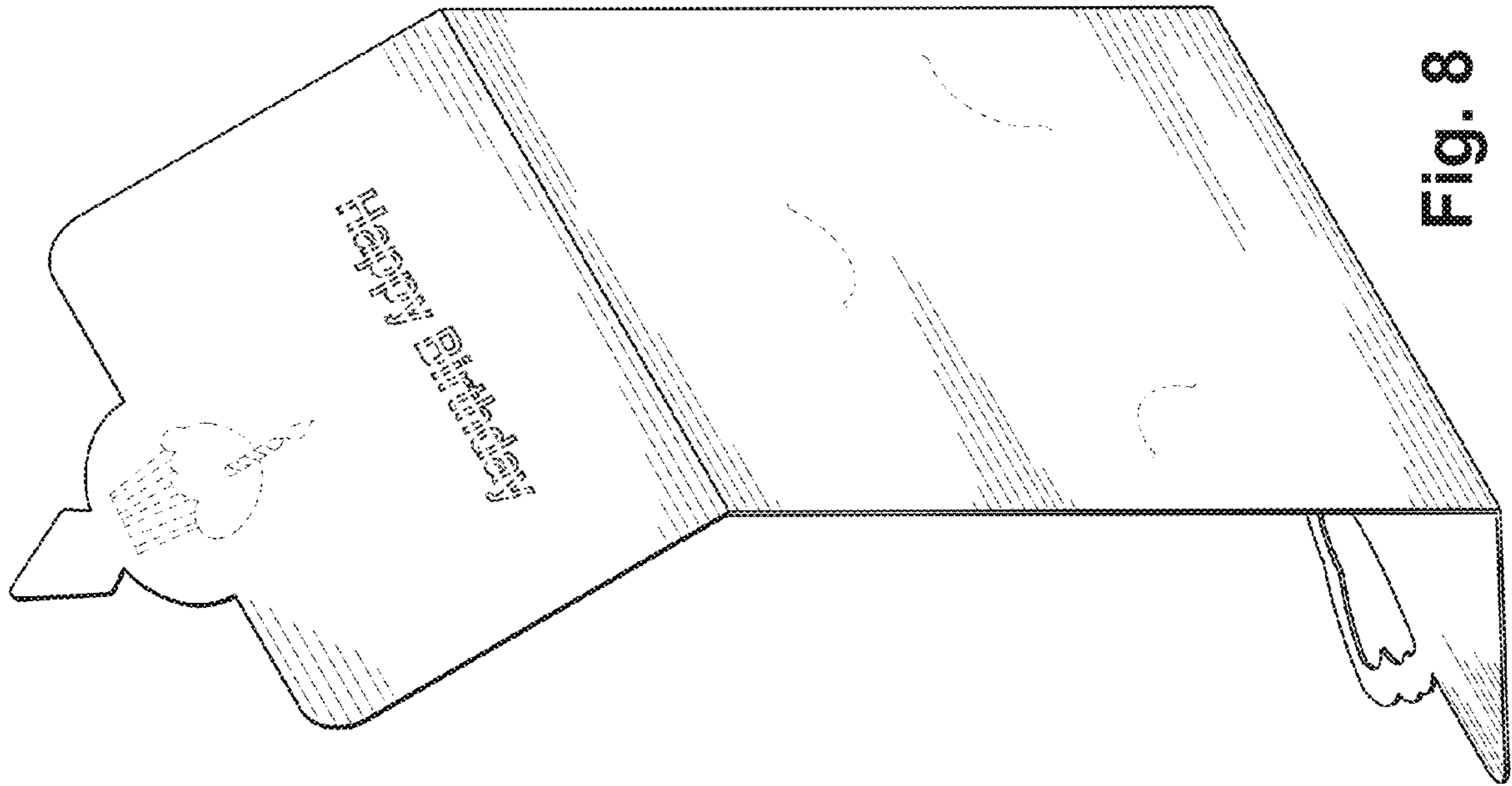


Fig. 8

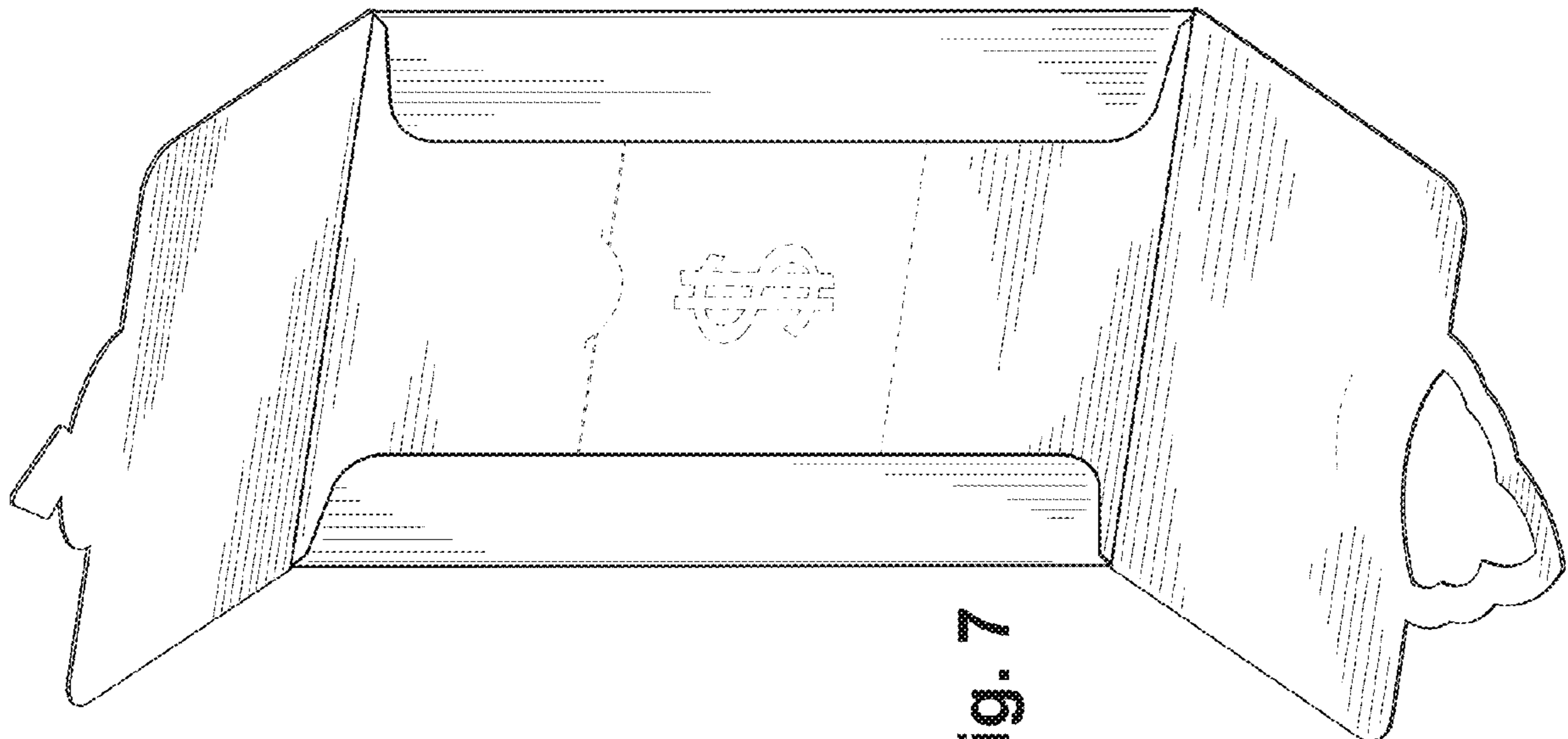


Fig. 7