



US00D932316S

(12) **United States Design Patent** (10) **Patent No.:** **US D932,316 S**
Dupuy Donzet (45) **Date of Patent:** **** Oct. 5, 2021**

(54) **PACKAGE**

- (71) Applicant: **ROYAL CANIN SAS**, Aimargues (FR)
- (72) Inventor: **Christine Dupuy Donzet**, Aimargues (FR)
- (73) Assignee: **MARS, INCORPORATED**, Mclean, VA (US)
- (**) Term: **15 Years**
- (21) Appl. No.: **29/714,895**
- (22) Filed: **Nov. 26, 2019**

Related U.S. Application Data

- (60) Continuation of application No. 29/676,268, filed on Jan. 9, 2019, now Pat. No. Des. 869,958, which is a division of application No. 29/560,211, filed on Apr. 4, 2016, now abandoned.
- (51) **LOC (13) Cl.** **09-05**
- (52) **U.S. Cl.**
USPC **D9/703**
- (58) **Field of Classification Search**
USPC D9/702-714, 720-722, 414, 434-435, D9/696, 716, 771, 447, 516-517, D9/738-747, 544, 520-521; D24/118, D24/207, 108; 383/6, 9, 22, 96, 61.1, 383/80-81, 104, 901, 63, 203, 107, 383/119-120, 123, 61.2, 44; 220/675, 220/495.03; 215/381-385, 400, 328, 316; 206/484; D3/202; 428/34.3; 222/92, 222/215, 95, 107; 604/408, 403, 415
CPC A47K 10/42; B65D 33/00; B65D 81/00; B65D 81/36; A61J 1/10
See application file for complete search history.

(56) **References Cited**

U.S. PATENT DOCUMENTS

D173,328 S	10/1954	Stoll	
D190,823 S	7/1961	Dembski	
D546,520 S *	7/2007	Gias	D34/1
D573,484 S *	7/2008	Meek	D9/707
D605,057 S	12/2009	Wong	
D619,020 S *	7/2010	Fiero	D9/702
D643,745 S	8/2011	Hartley	
D689,776 S *	9/2013	Murray	D9/707
D739,191 S	9/2015	Rana	
D742,246 S	11/2015	Tan	
D756,800 S *	5/2016	Fenech, III	D9/707
D763,704 S	8/2016	Latshaw	
D798,735 S	10/2017	Dieringer et al.	

* cited by examiner

Primary Examiner — Abraham Bahta

(74) *Attorney, Agent, or Firm* — Arent Fox LLP

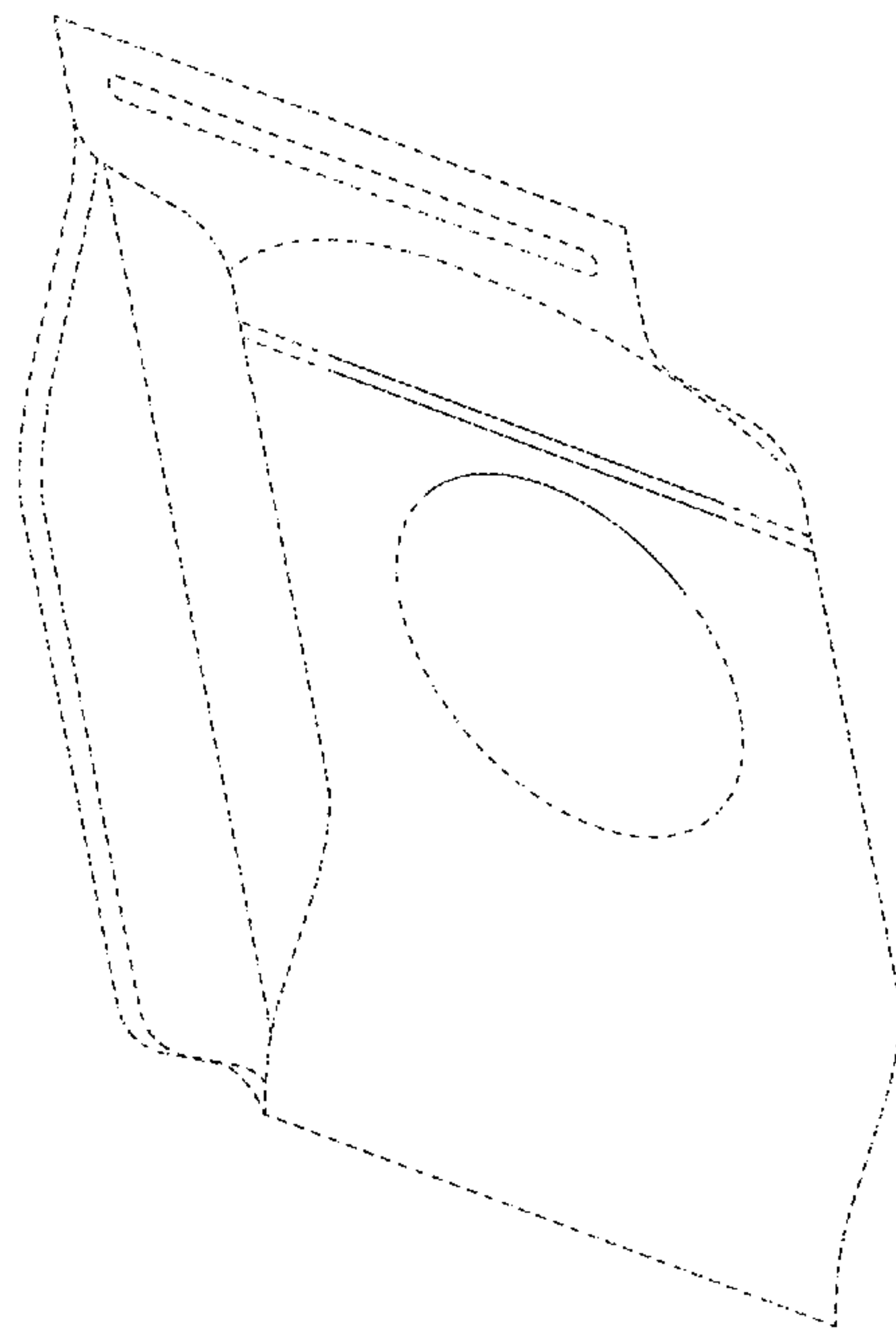
(57) **CLAIM**

The ornamental design for a package, as shown and described.

DESCRIPTION

FIG. 1 is perspective view of a package showing my new design;
 FIG. 2 is a front view of the design shown in FIG. 1;
 FIG. 3 is a back view of the design shown in FIG. 1;
 FIG. 4 is a left side view of the design shown in FIG. 1;
 FIG. 5 is a right side view of the design shown in FIG. 1;
 FIG. 6 is top view of the design shown in FIG. 1; and,
 FIG. 7 is bottom view of the design shown in FIG. 1.
 The broken lines shown in the figures are included for the purpose of illustrating portions of the package and form no part of the claimed design.

1 Claim, 6 Drawing Sheets



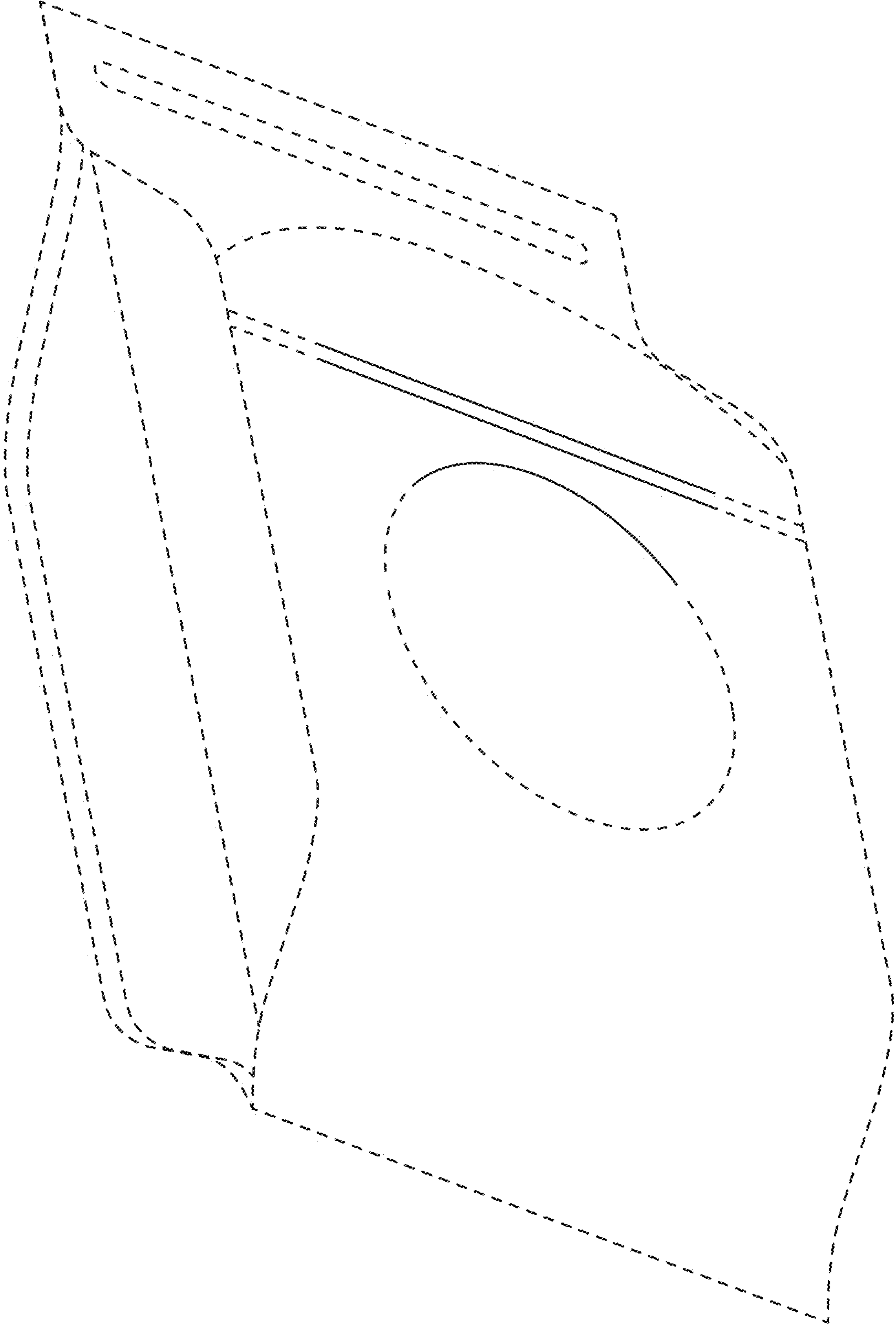


FIG. 1

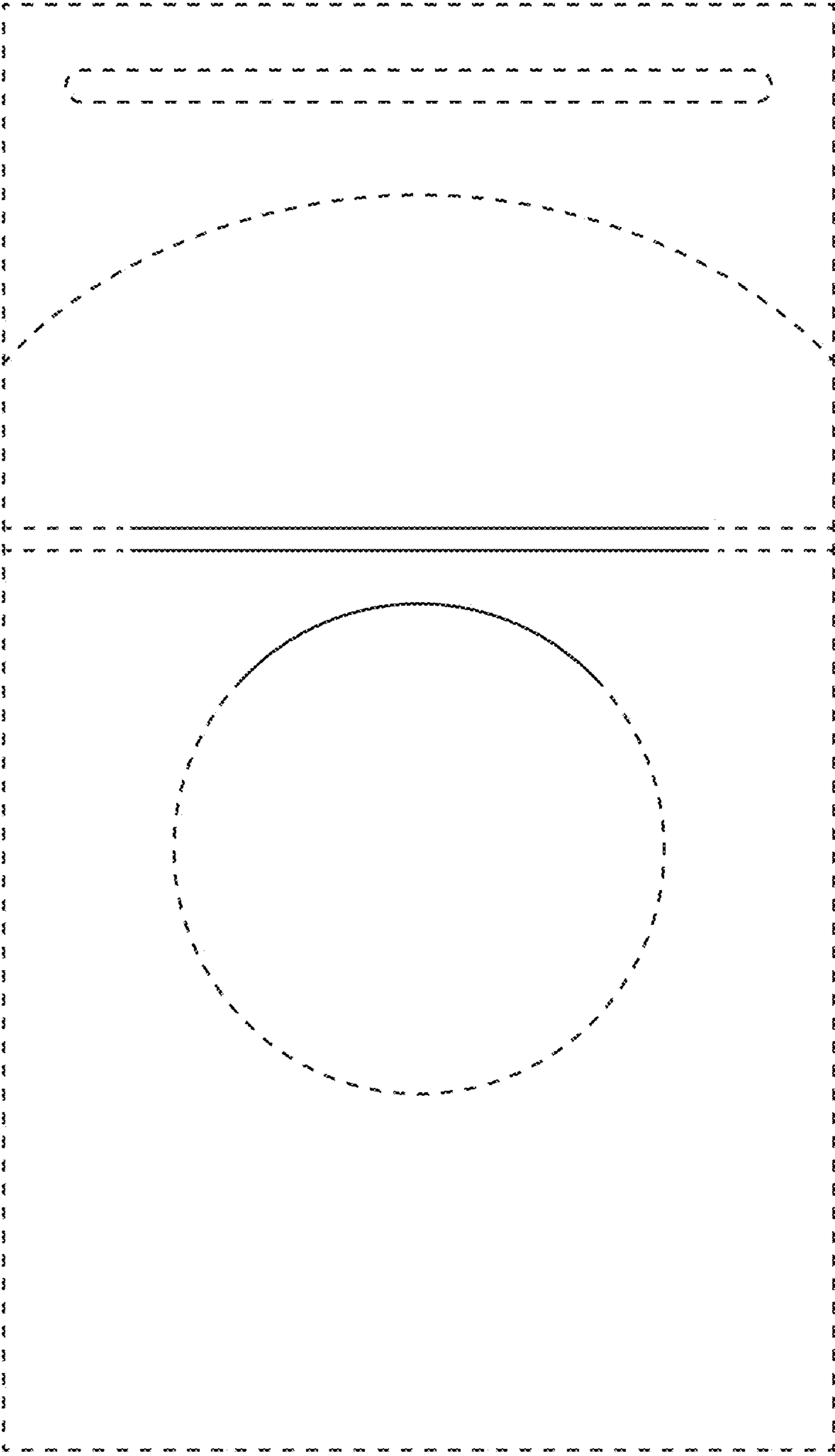


FIG. 2




FIG. 3




FIG. 4




FIG. 5

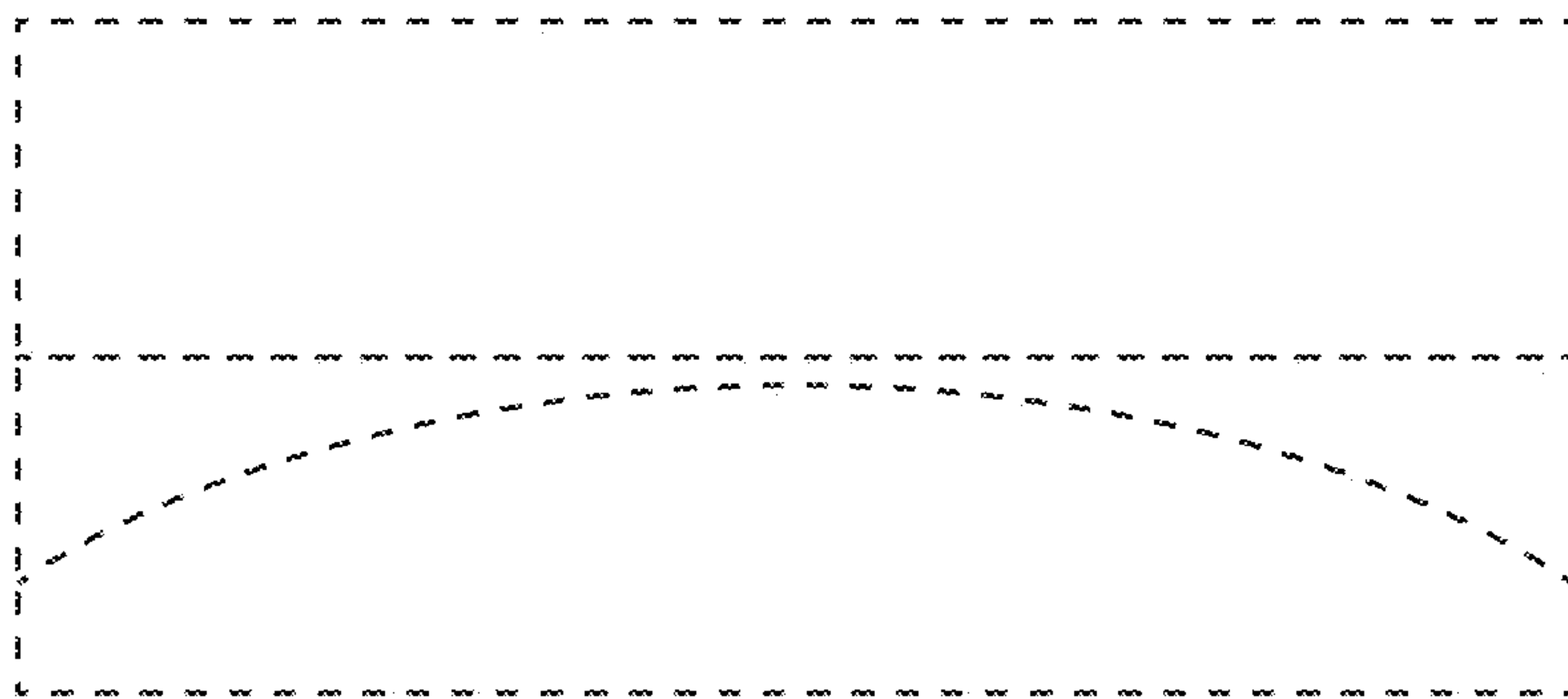


FIG. 6



FIG. 7