



US00D932311S

(12) **United States Design Patent**
Manderfield et al.

(10) **Patent No.:** **US D932,311 S**
(45) **Date of Patent:** **** Oct. 5, 2021**

(54) **CONTAINER**

- (71) Applicant: **Altium Packaging LP**, Atlanta, GA (US)
- (72) Inventors: **Grover Manderfield**, Marietta, GA (US); **Joe Palmer**, Marietta, GA (US); **David Hernandez**, Atlanta, GA (US); **Dena Wade**, Atlanta, GA (US); **Daniel Applegate**, Toledo, OH (US); **Aaron Bollinger**, Toledo, OH (US)
- (73) Assignee: **Altium Packaging LP**, Atlanta, GA (US)
- (**) Term: **15 Years**
- (21) Appl. No.: **29/779,607**
- (22) Filed: **Apr. 20, 2021**

Related U.S. Application Data

- (60) Division of application No. 29/692,723, filed on May 28, 2019, now Pat. No. Des. 920,799, which is a continuation-in-part of application No. 16/252,082, filed on Jan. 18, 2019, now Pat. No. 11,027,884.

- (51) **LOC (13) Cl.** **09-01**
- (52) **U.S. Cl.**

USPC **D9/553**; D9/555; D9/558

(58) **Field of Classification Search**

USPC D9/516, 520, 545–546, 549, 553, 555, D9/556, 557, 558, 566, 568, 574, 715, D9/719, 734, 773; D7/615

CPC B65D 1/00; B65D 1/02; B65D 1/0223; B65D 1/44; B65D 23/00; B65D 23/102; B65D 2501/00; B65D 2501/0009; B65D 2501/0018; B65D 2501/0036

See application file for complete search history.

(56) **References Cited**

U.S. PATENT DOCUMENTS

- D193,741 S * 10/1962 Westhoven D9/553
- D200,672 S * 3/1965 Swayze D9/553
- D229,296 S 11/1973 Cutler
- D264,435 S * 5/1982 Pettengill D7/615

(Continued)

FOREIGN PATENT DOCUMENTS

- CN 202054192 U 11/2011
- CN 104443622 A 3/2015

(Continued)

OTHER PUBLICATIONS

Canadian Intellectual Property Office, Examiner's Report for Application No. 181964, dated Jul. 23, 2018, (2 pages), Canada.

(Continued)

Primary Examiner — Dana Meyrow

(74) *Attorney, Agent, or Firm* — Alston & Bird LLP

(57) **CLAIM**

The ornamental design for a container, as shown and described.

DESCRIPTION

FIG. 1 is a top front perspective view of a container according to our new design.

FIG. 2 is a bottom rear perspective view of the container of FIG. 1.

FIG. 3 is a front view the container of FIG. 1.

FIG. 4 is a back view of the container of FIG. 1.

FIG. 5 is a left side view of the container of FIG. 1.


FIG. 6 is a right side view of the container of FIG. 1.

FIG. 7 is a top view of the container of FIG. 1; and,

FIG. 8 is a bottom view of the container of FIG. 1.

The broken lines immediately adjacent shaded areas represent bounds of the claimed design, while all other broken lines are directed to unclaimed features of the container and form no part of the claimed design.

1 Claim, 8 Drawing Sheets



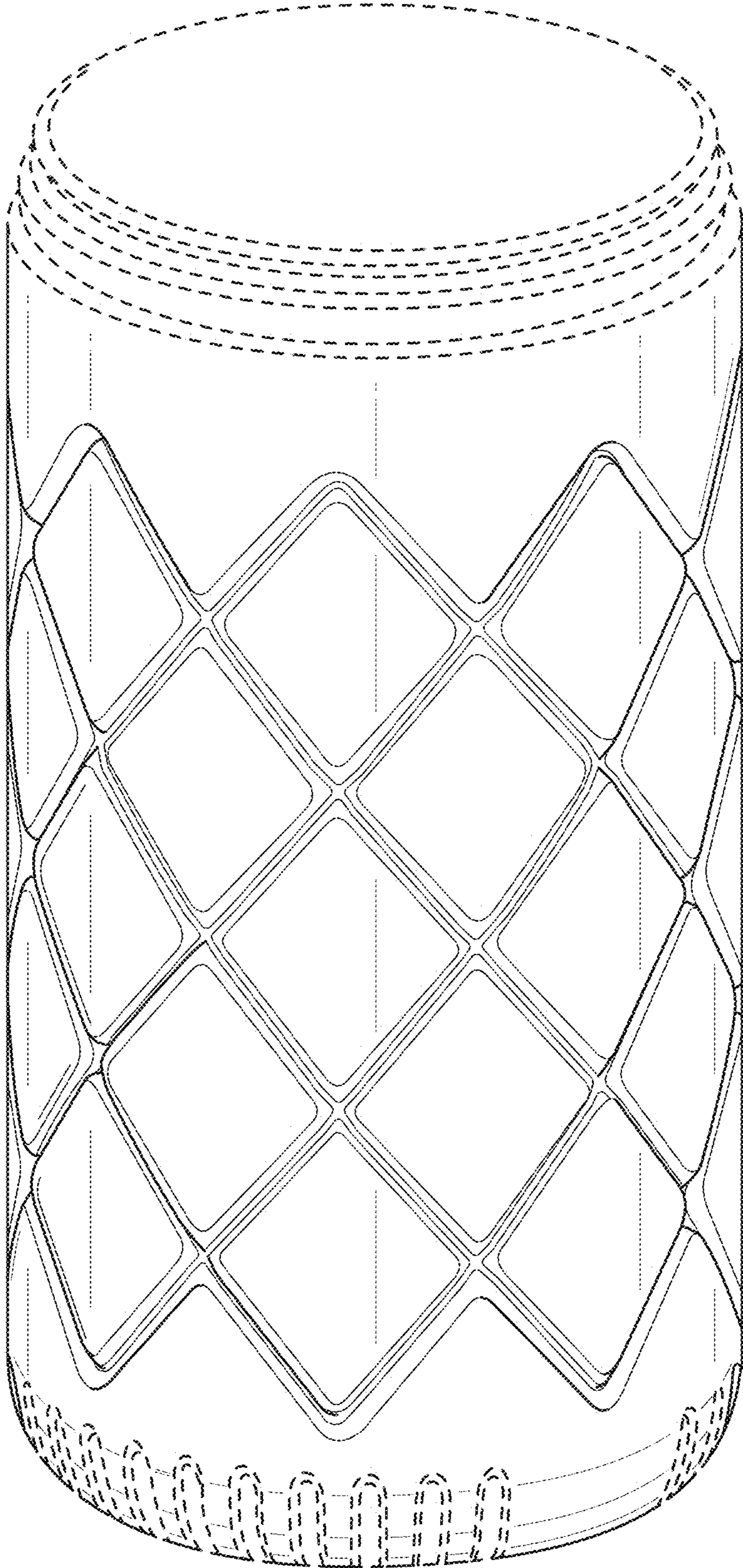


FIG. 1




FIG. 2




FIG. 3




FIG. 4




FIG. 5




FIG. 6

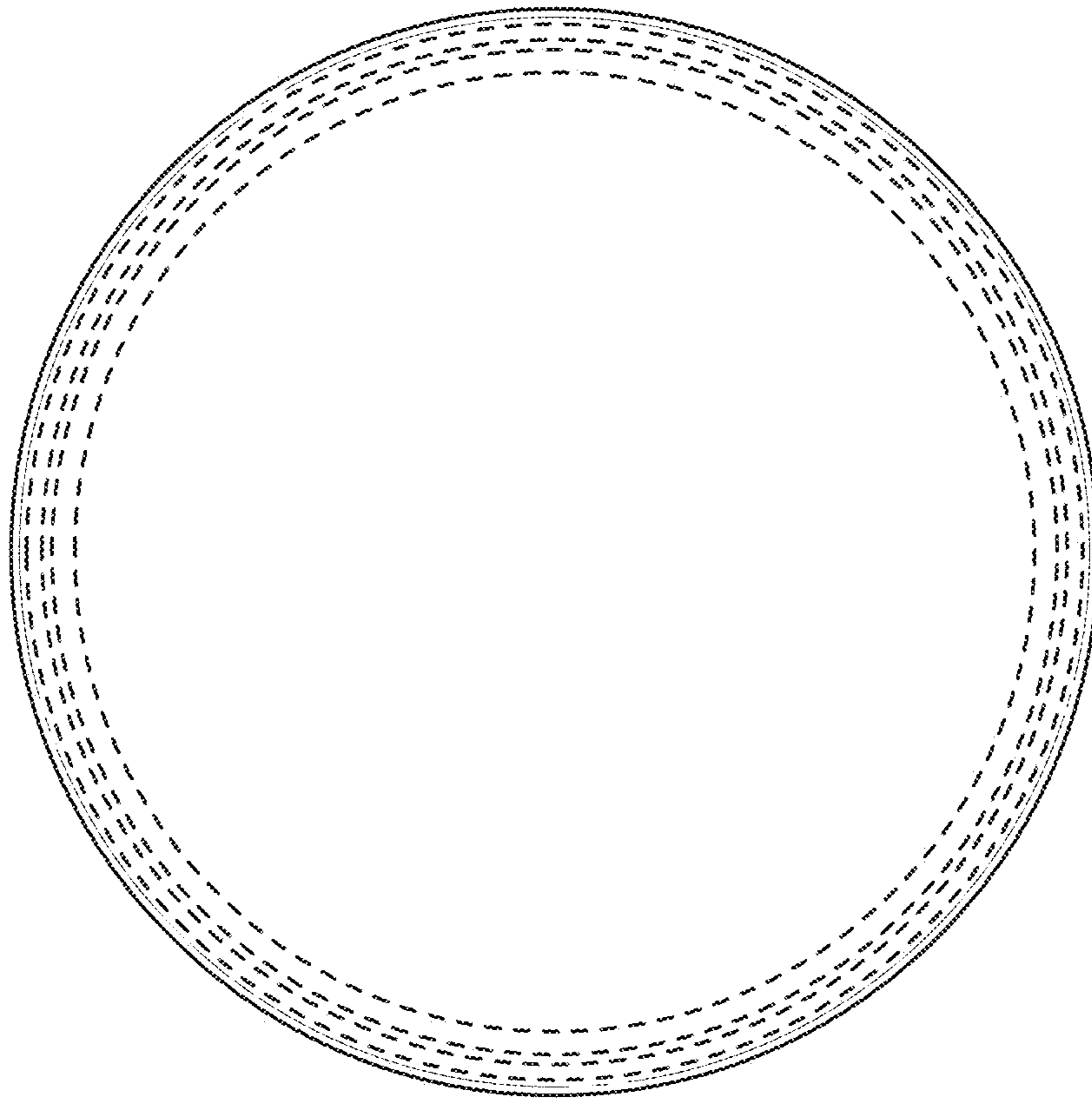


FIG. 7

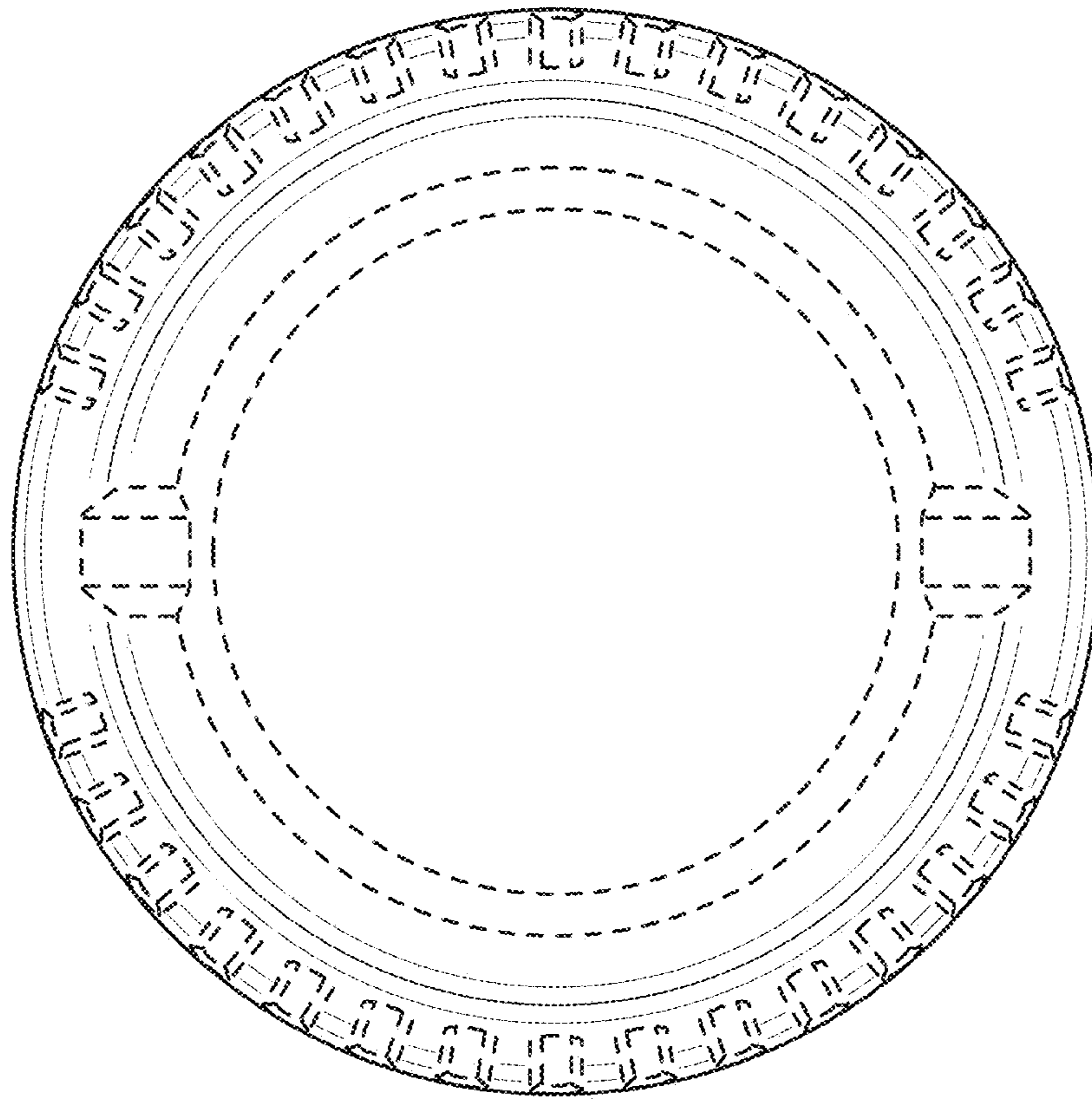


FIG. 8