

US00D932304S

(12) **United States Design Patent** (10) **Patent No.:** **US D932,304 S**  
**Mason, Jr. et al.** (45) **Date of Patent:** **\*\* Oct. 5, 2021**

(54) **DENTIFRICE DISPENSER**

(71) Applicant: **The Procter & Gamble Company,**  
Cincinnati, OH (US)

(72) Inventors: **Peter Charles Mason, Jr.,** Maineville,  
OH (US); **Peter L. Middleton,**  
Cincinnati, OH (US); **Natosha Parnell,**  
Cincinnati, OH (US); **Kurt Franklin**  
**Trombley,** Loveland, OH (US); **Joe L.**  
**Washington, III,** Cincinnati, OH (US)

(73) Assignee: **The Procter & Gamble Company,**  
Cincinnati, OH (US)

(\*\*) Term: **15 Years**

(21) Appl. No.: **29/650,629**

(22) Filed: **Jun. 8, 2018**

(51) **LOC (13) Cl.** ..... **09-01**

(52) **U.S. Cl.**  
USPC ..... **D9/516; D9/500**

(58) **Field of Classification Search**  
USPC ..... D9/434–435, 447, 449, 454, 500,  
D9/503–504, 516, 529, 549, 558, 715,  
D9/719, 682, 686, 688, 690; D3/202,  
D3/203.2; D27/190  
CPC ..... B65D 1/00; B65D 1/02; B65D 1/0223;  
B65D 23/00; B65D 51/32; B65D  
2501/00; B65D 2501/0009  
See application file for complete search history.

(56) **References Cited**

**U.S. PATENT DOCUMENTS**

D402,549 S \* 12/1998 Nahum Albright ..... D9/545  
D463,746 S \* 10/2002 de Baschmakoff ..... D9/500

D537,721 S \* 3/2007 Kertels ..... D9/449  
D691,889 S \* 10/2013 Mettler ..... D9/504  
D741,603 S \* 10/2015 Mehta ..... D4/116  
9,669,965 B2 \* 6/2017 Kalagher ..... B65D 51/28  
D804,807 S \* 12/2017 Wengreen ..... D3/203.1  
D804,950 S \* 12/2017 Spurrier ..... D9/500  
D825,336 S \* 8/2018 Spurrier ..... D9/500  
D841,381 S \* 2/2019 Karsten ..... D7/300.1  
D844,433 S \* 4/2019 Hall ..... D9/500  
D871,844 S \* 1/2020 Adams, Jr. .... D7/510  
2015/0291312 A1 \* 10/2015 Kalagher ..... B65D 25/04  
215/6

\* cited by examiner

*Primary Examiner* — Dana Meyrow

(74) *Attorney, Agent, or Firm* — Parker D. McCrary

(57) **CLAIM**

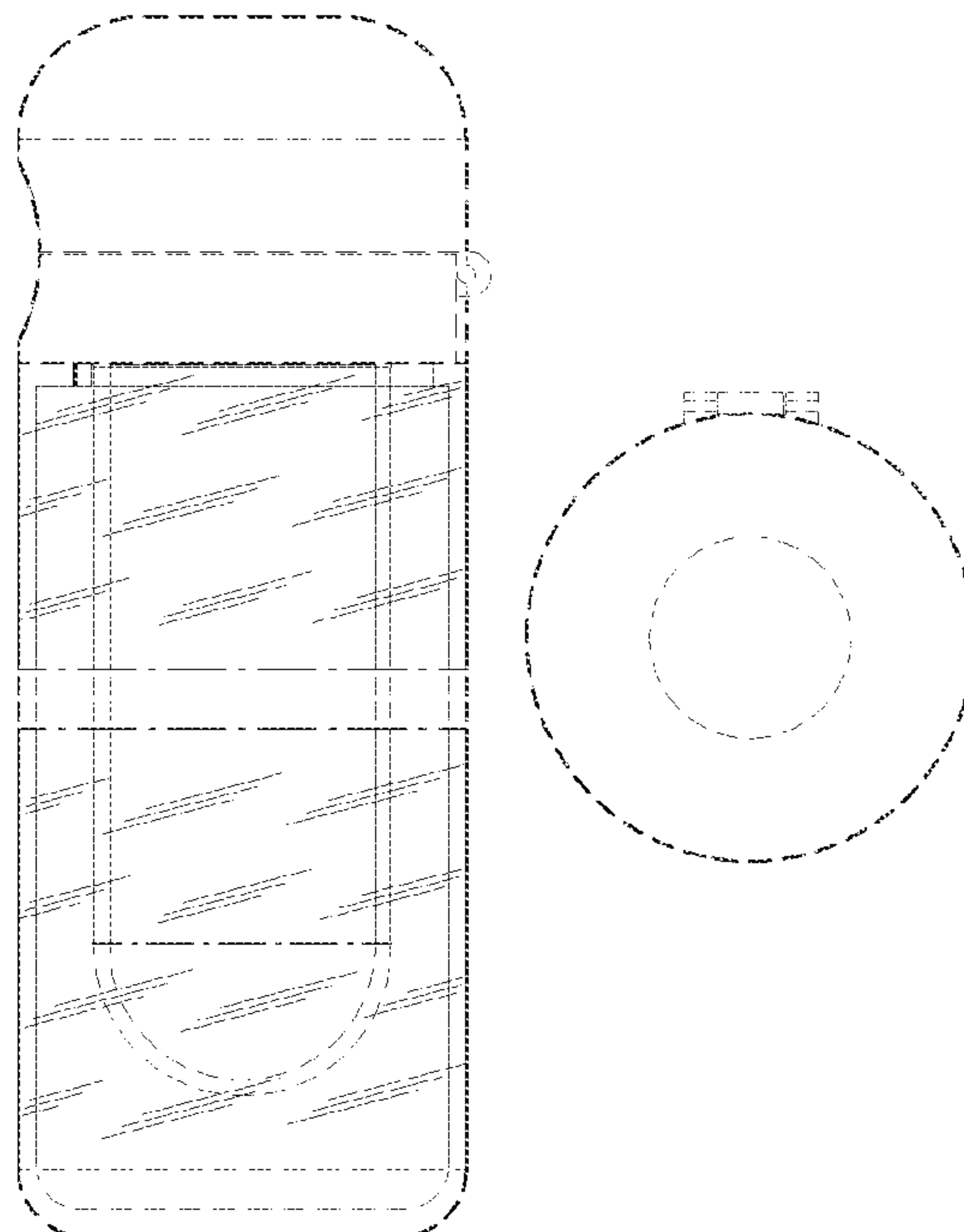
The ornamental design for a dentifrice dispenser, as shown and described.

**DESCRIPTION**

FIG. 1 is a perspective elevation view of a dentifrice dispenser;  
FIG. 2 is a front view thereof;  
FIG. 3 is a right side view thereof;  
FIG. 4 is a back view thereof;  
FIG. 5 is a left side view thereof; and,  
FIG. 6 is a top view thereof.

The evenly-dashed broken lines in the drawings illustrate the portions of the dentifrice dispenser that form no part of the claim. The dot-dash broken lines in the drawings define the bounds of the claim and form no part thereof. These boundary lines have been omitted from FIG. 1 for ease of understanding.

**1 Claim, 1 Drawing Sheet**



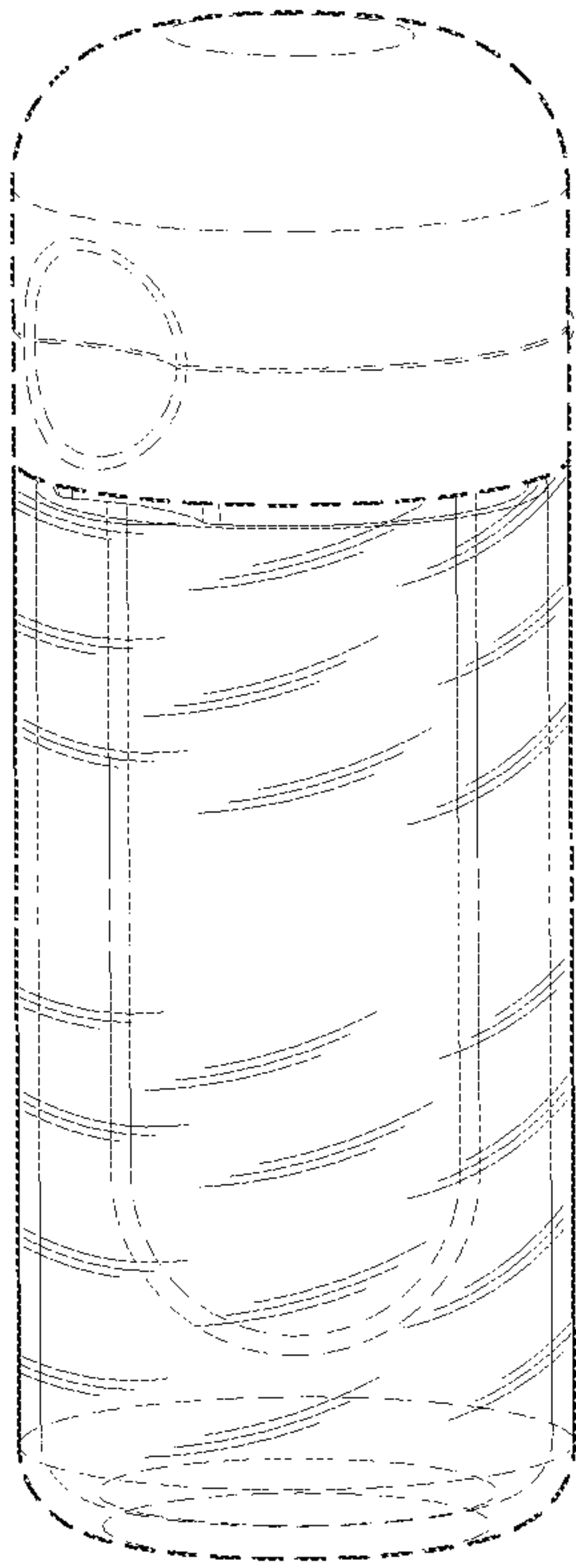


FIG. 1

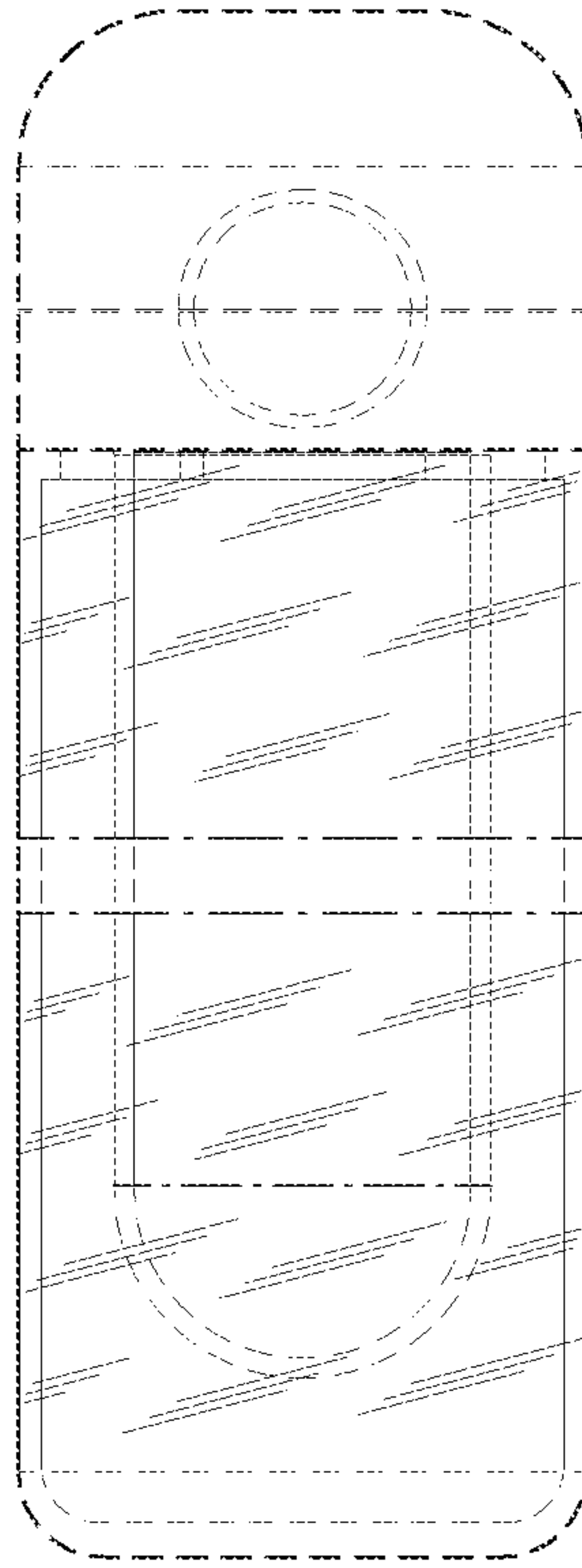


FIG. 2




FIG. 3

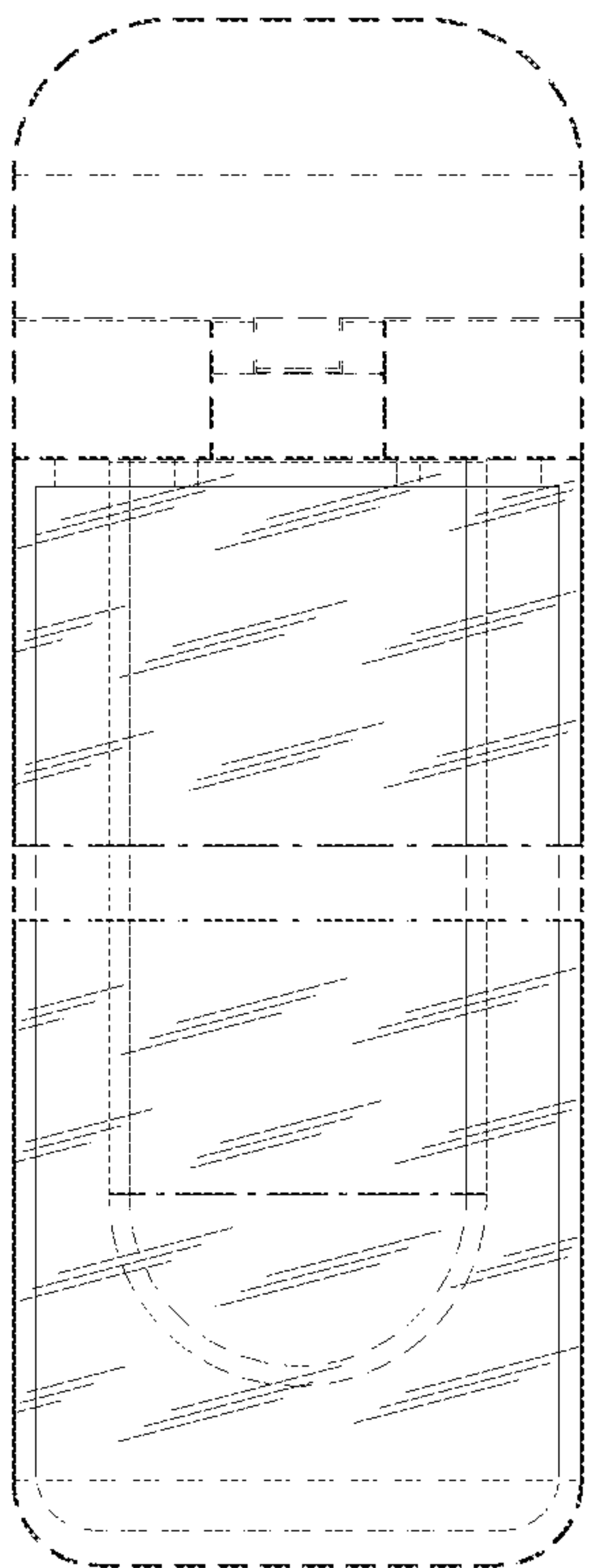


FIG. 4

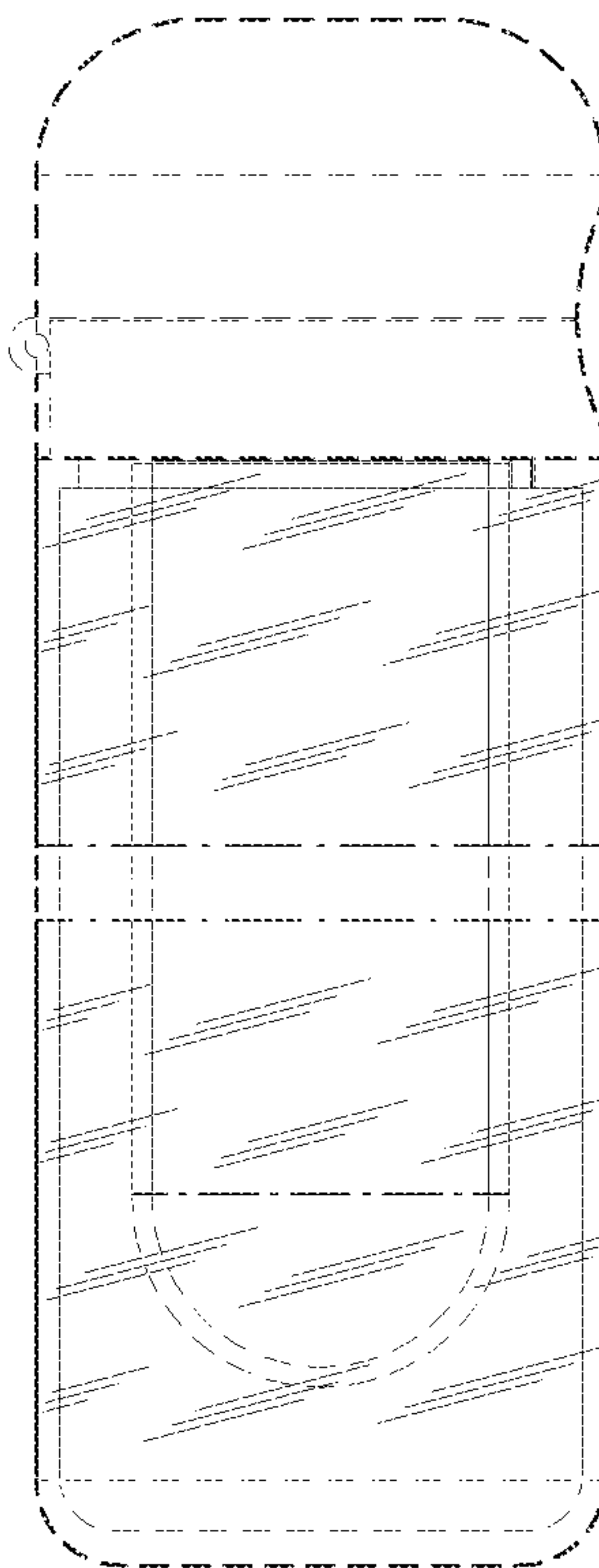


FIG. 5

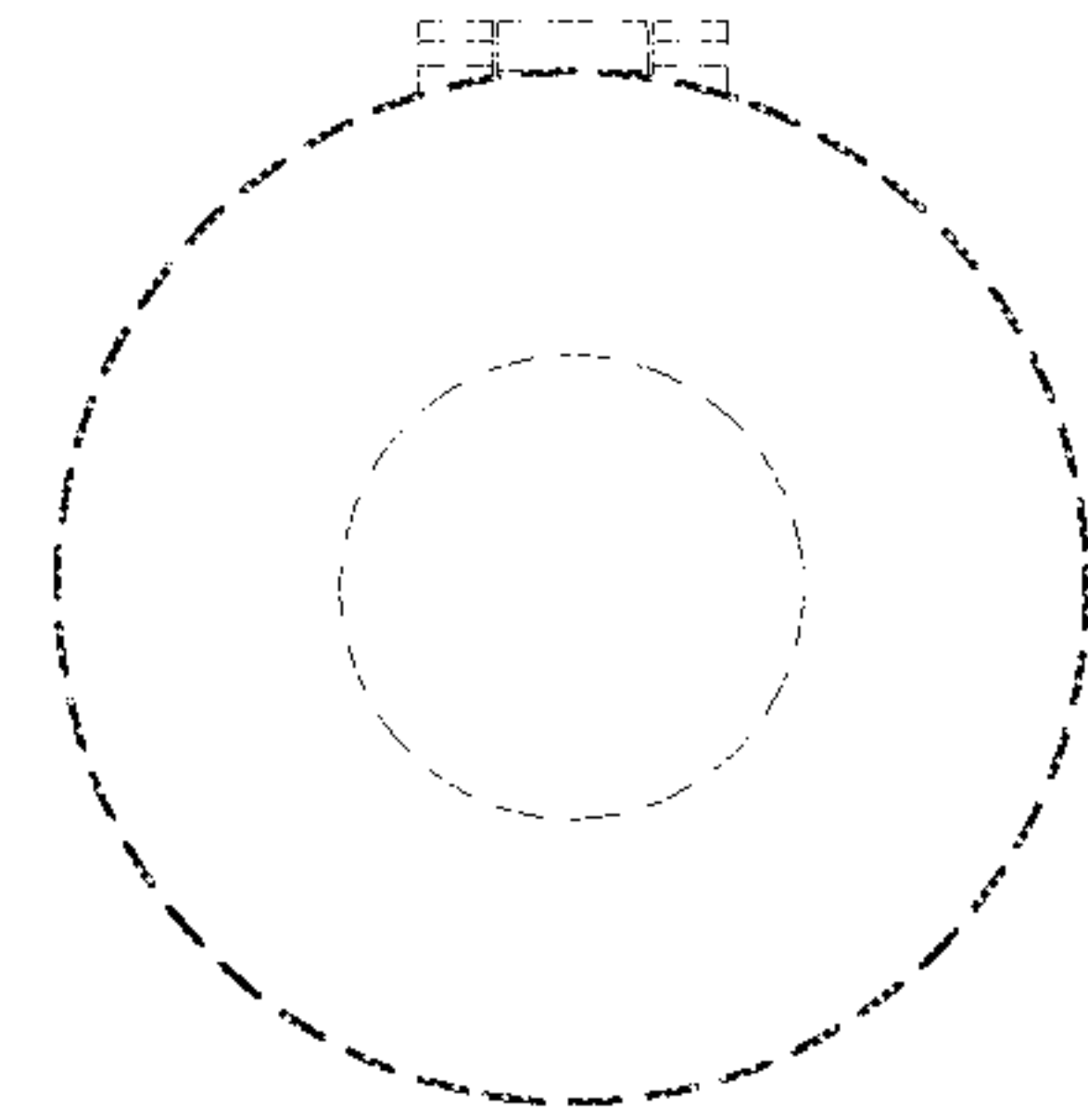


FIG. 6