



US00D932298S

(12) **United States Design Patent**
Kleiner

(10) **Patent No.:** **US D932,298 S**

(45) **Date of Patent:** **** Oct. 5, 2021**

- (54) **LID FOR A PRESERVE CAN**
- (71) Applicant: **O. Kleiner AG**, Wohlen (CH)
- (72) Inventor: **Martin Kleiner**, Wohlen (CH)
- (73) Assignee: **O. Kleiner AG**, Wohlen (CH)
- (**) Term: **15 Years**
- (21) Appl. No.: **29/725,255**
- (22) Filed: **Feb. 24, 2020**

- D544,762 S 6/2007 Zimmerman
- 7,270,246 B2 9/2007 Butcher et al.
- D552,413 S 10/2007 Laib et al.
- D562,624 S 2/2008 Kortleven
- D591,112 S 4/2009 Wang
- D655,159 S 3/2012 Killandi
- D698,199 S 1/2014 Yessin et al.
- D700,482 S 3/2014 Yessin et al.
- D747,961 S 1/2016 Tamm
- D770,847 S 11/2016 Stamper et al.
- D817,113 S 5/2018 Wong
- D830,790 S 10/2018 Lee
- D830,791 S 10/2018 Lee

(Continued)

Related U.S. Application Data

- (62) Division of application No. 29/624,611, filed on Nov. 2, 2017, now Pat. No. Des. 902,712.
- (51) **LOC (13) Cl.** **09-07**
- (52) **U.S. Cl.**
USPC **D9/438**; D9/435
- (58) **Field of Classification Search**
USPC D9/499, 416, 419, 428, 435, 437, 438;
D7/392.1, 396.2
CPC B65D 17/34
See application file for complete search history.

References Cited

U.S. PATENT DOCUMENTS

- 3,232,474 A 2/1966 Dunn
- D221,136 S 7/1971 Batchelar et al.
- 3,715,050 A 2/1973 Batchelar et al.
- D260,487 S 9/1981 Grubman et al.
- D274,306 S 6/1984 Lien et al.
- D274,603 S 7/1984 Lien et al.
- 4,690,297 A 9/1987 Höft et al.
- 5,007,231 A 4/1991 Ingemann
- D328,032 S 7/1992 Saunders et al.
- D389,012 S 1/1998 Miller
- D405,010 S 2/1999 Peter et al.
- D425,419 S 5/2000 Huang

OTHER PUBLICATIONS

O Kleiner. O. Kleiner AG—Flexible Packaging. No date specified, <https://www.okleiner.ch/en/> (Year: 0).*

(Continued)

Primary Examiner — Darcey E Gottschalk
(74) *Attorney, Agent, or Firm* — The Webb Law Firm

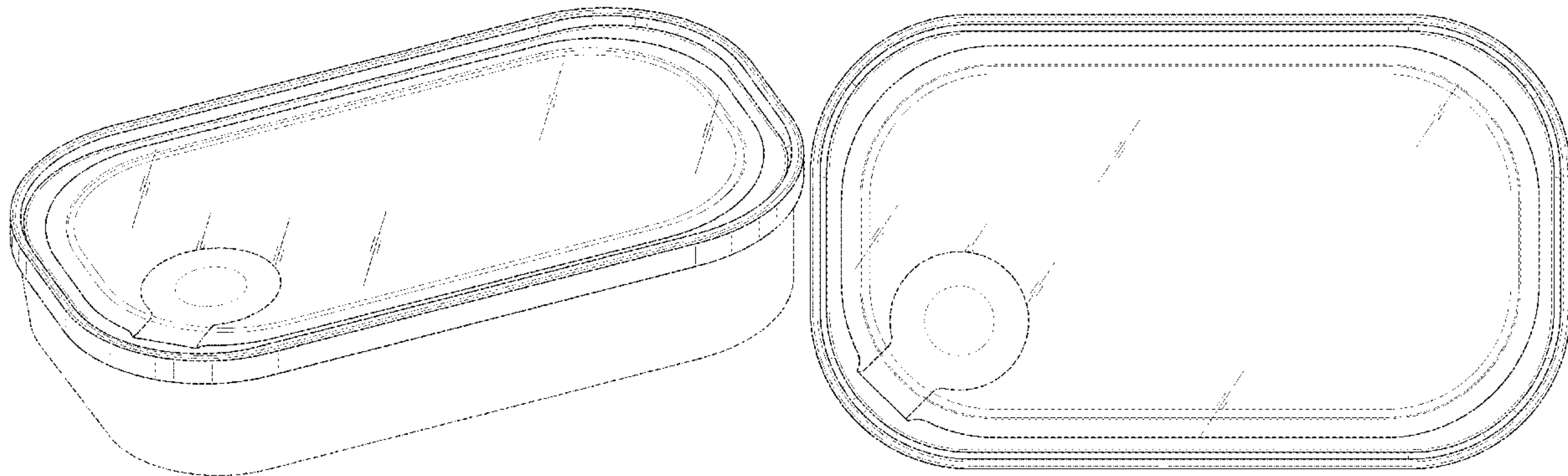
(57) **CLAIM**

The ornamental design for a lid for a preserve can, as shown and described.

DESCRIPTION

FIG. 1 is a perspective view of a lid for a preserve can; FIG. 2 is a top view thereof; FIG. 3 is a bottom view thereof; FIG. 4 is a front view thereof taken from FIG. 2; FIG. 5 is a rear view thereof taken from FIG. 2; FIG. 6 is a right-hand side view thereof taken from FIG. 2; and, FIG. 7 is a left-hand side view thereof taken from FIG. 2. The broken lines shown in the drawings represent unclaimed environment only and form no part of the claimed design.

1 Claim, 5 Drawing Sheets



(56)

References Cited

U.S. PATENT DOCUMENTS

D902,712 S * 11/2020 Kleiner D9/438

OTHER PUBLICATIONS

Sardine Canned Fish. Canned Sardine Can Lid Information Products. Aug. 2017. <https://www.sardinecannedfish.com/2017/08/canned-sardine-can-lid-information.html> (Year: 2017).*

Aspari. NEW Canpeel shape. Aug. 8, 2018. <https://aspari.lv/en/news-in-innovative-food-packaging/new-canpeel-shape-65/> (Year: 2018).

* cited by examiner

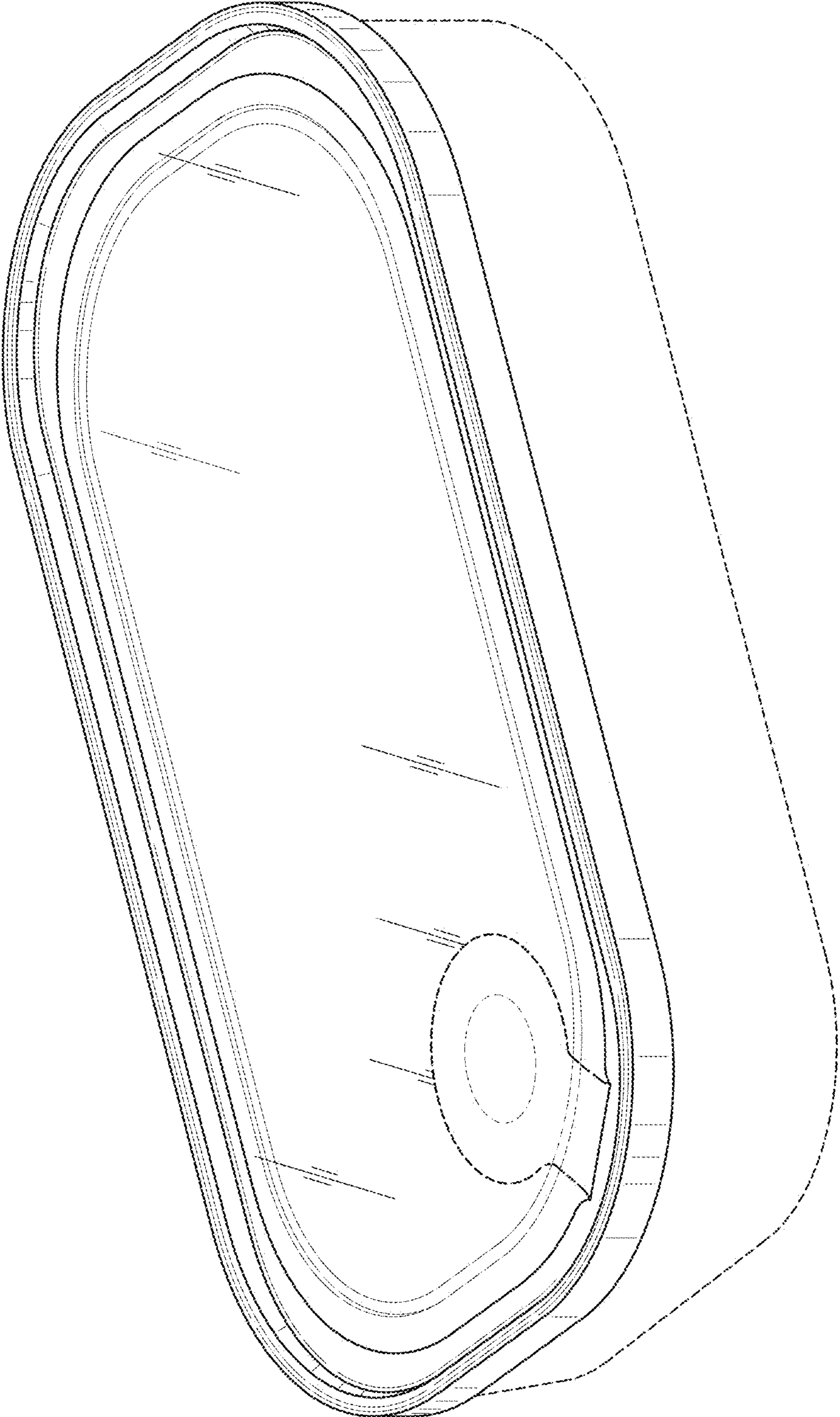


FIG. 1

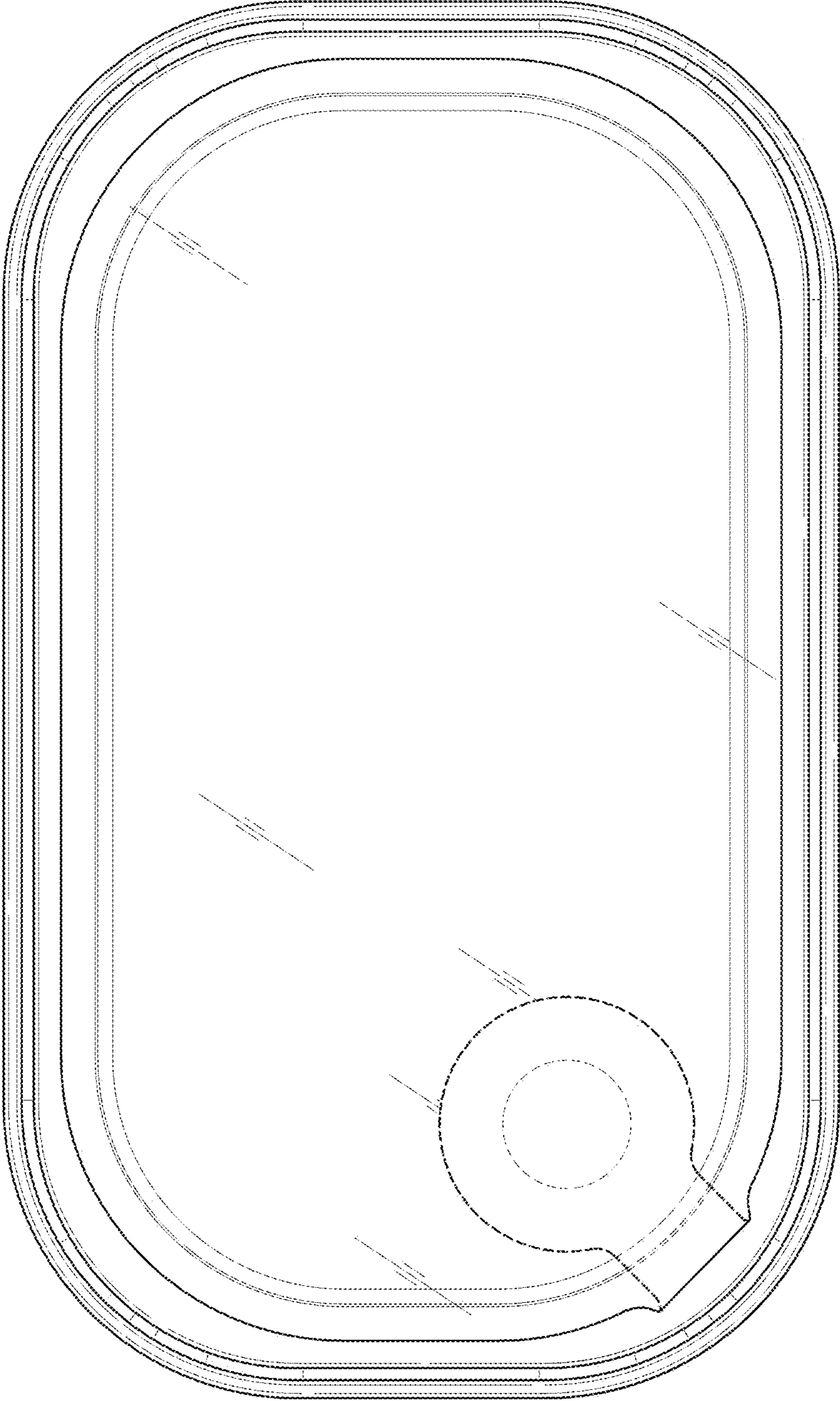


FIG. 2




FIG. 3




FIG. 4

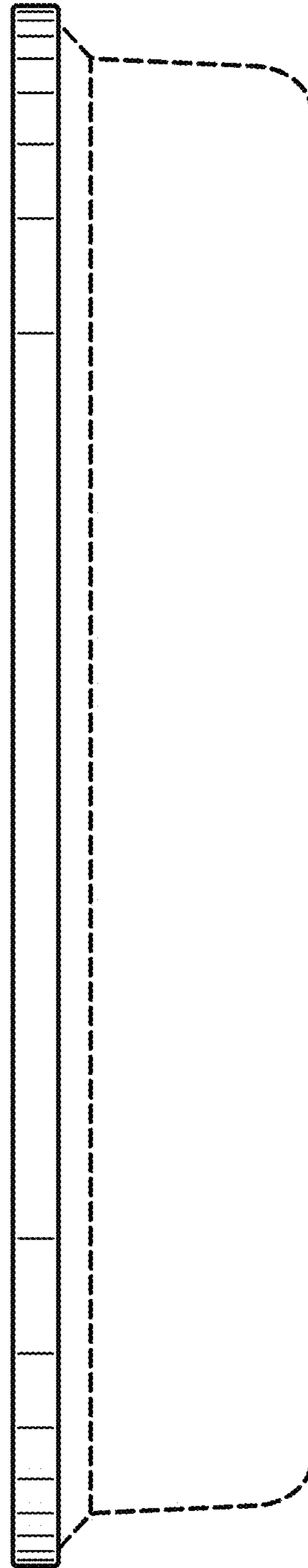


FIG. 5

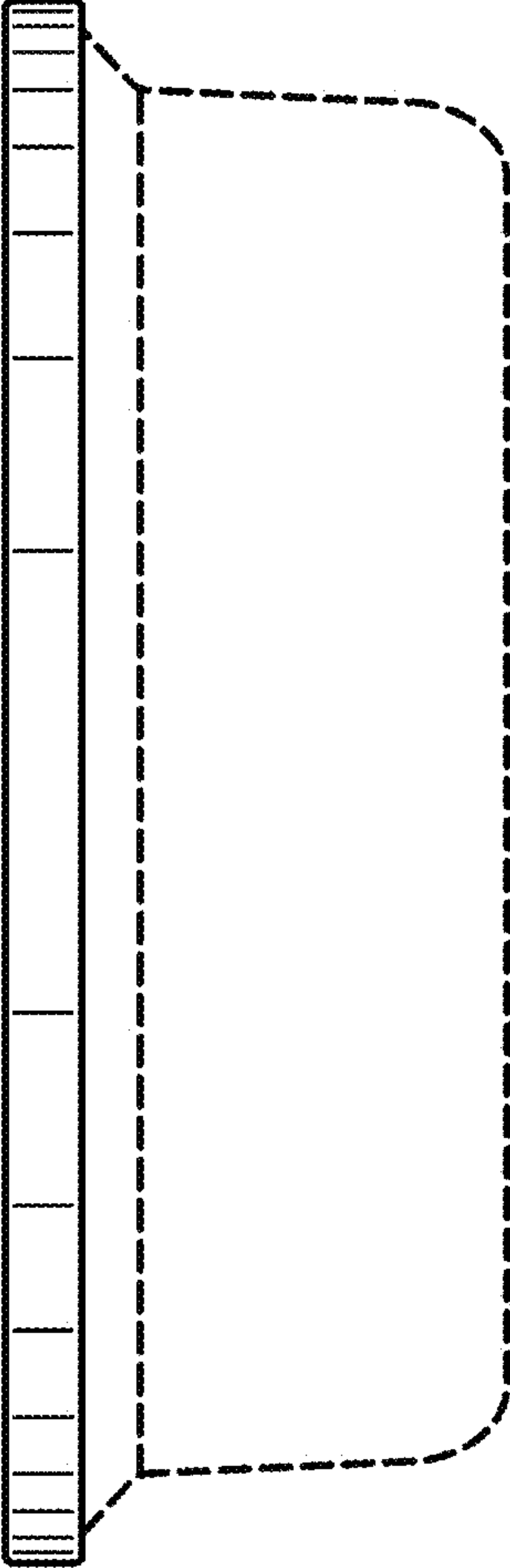


FIG. 6

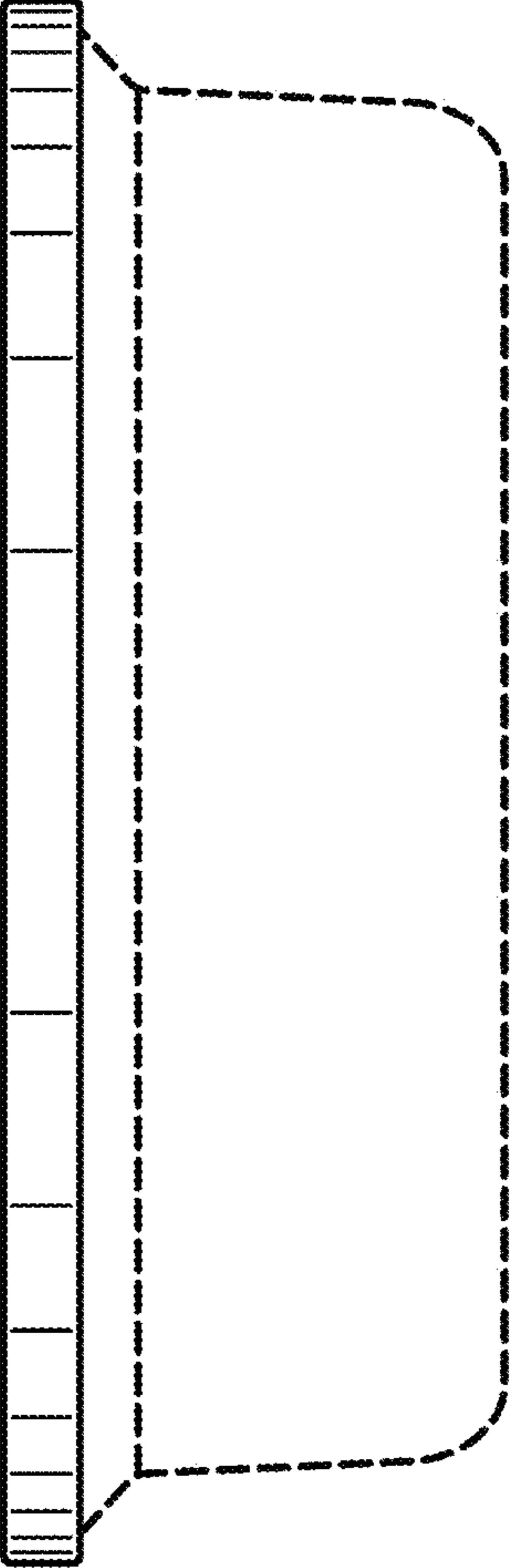


FIG. 7