



US00D932277S

(12) **United States Design Patent**
Weinerman et al.

(10) **Patent No.:** **US D932,277 S**
(45) **Date of Patent:** **** Oct. 5, 2021**

(54) **REAR PORTION OF A HANDLE COMPONENT OF A HANDLE AND HOUSING ASSEMBLY**

(71) Applicant: **The Eastern Company**, Cleveland, OH (US)

(72) Inventors: **Lee S. Weinerman**, Medina, OH (US); **Scott Arthurs**, Brunswick, OH (US)

(73) Assignee: **THE EASTERN COMPANY**, Cleveland, OH (US)

(**) Term: **15 Years**

(21) Appl. No.: **29/726,620**

(22) Filed: **Mar. 4, 2020**

(51) **LOC (13) Cl.** **08-06**

(52) **U.S. Cl.**

USPC **D8/306**; D8/321; D8/331

(58) **Field of Classification Search**

USPC D8/300, 301, 302, 306, 313, 321, 331, D8/336, 337, 338, 350, 352; D23/254

CPC ... Y10T 292/57; Y10T 16/44; Y10T 70/5155; Y10T 70/5832; Y10T 292/1047; Y10T 16/458; Y10T 70/5757; Y10T 16/476; Y10T 70/8541; Y10T 70/5765; Y10T 74/20732; Y10T 16/473; Y10T 292/1089; Y10T 292/865; Y10T 70/7305; Y10T 292/097; Y10T 292/0938; Y10T 16/509; Y10T 292/0834; Y10T 292/1014; Y10T 292/0959; Y10T 292/308; Y10T 70/489; Y10T 74/20876; Y10T 70/80; Y10T 74/20828; Y10T 70/8459; Y10T 74/20864; Y10T 292/1064

See application file for complete search history.

(56) **References Cited**

U.S. PATENT DOCUMENTS

1,878,544 A * 9/1932 Schmidt E05C 3/043 292/218
D469,331 S * 1/2003 Hansen D8/306

D537,321 S 2/2007 Wienerman et al.
D538,131 S 3/2007 Winerman et al.
D548,561 S 8/2007 Weinerman et al.
D572,999 S * 7/2008 Gulley D8/306
D574,213 S * 8/2008 Linares D8/300
D581,243 S * 11/2008 Gulley D8/301
7,452,010 B2 * 11/2008 Cotton E05B 1/0092 292/100
7,454,933 B1 11/2008 Weinerman et al.
7,748,246 B1 7/2010 Weinerman et al.
D632,157 S * 2/2011 Le D8/306

(Continued)

Primary Examiner — Lauren R Calve

(74) *Attorney, Agent, or Firm* — Ralph E. Jocke; Walter & Jocke

(57) **CLAIM**

An ornamental design for a rear portion of a handle component of a handle and housing assembly, as shown and described.

DESCRIPTION

FIG. 1 is a front bottom left perspective view of rear portions of a handle component of a handle and housing assembly showing our new design, a front bottom right perspective view being a mirror image thereof.

FIG. 2 is a rear view thereof, shown without the housing for clarity of illustration.

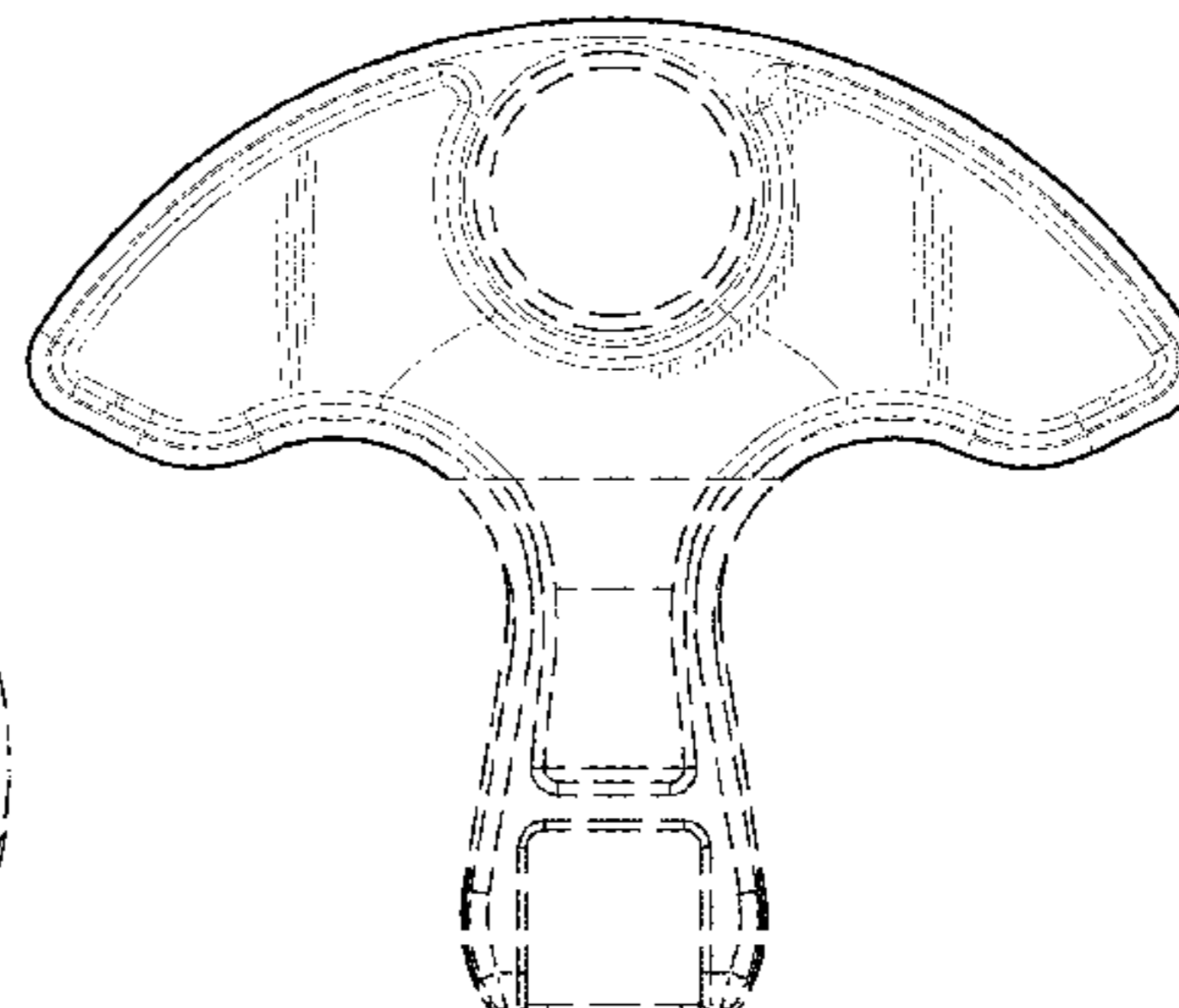
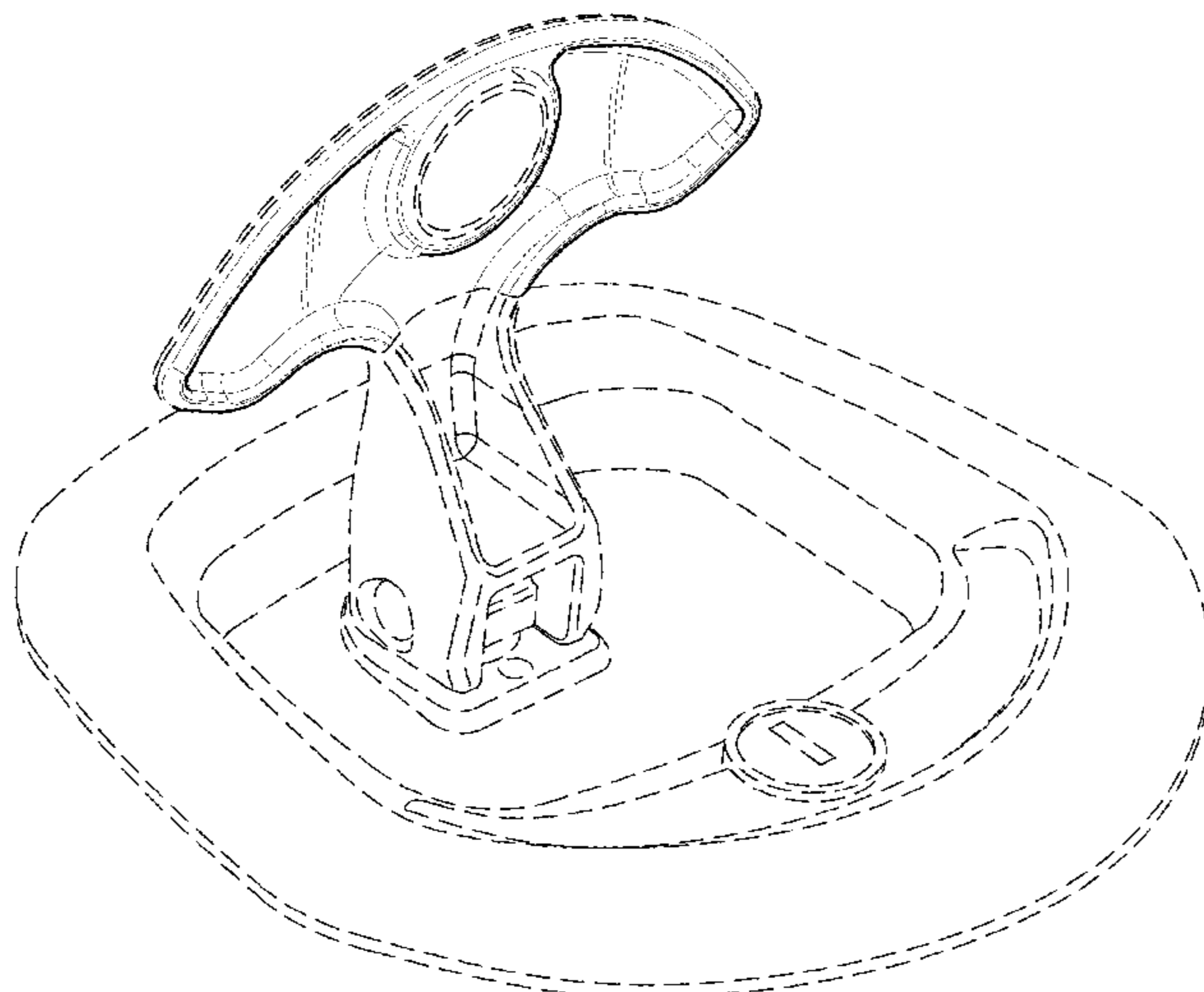
FIG. 3 is a left side view thereof, it being understood that a right side view is a mirror image thereof.

FIG. 4 is a top view thereof; and,

FIG. 5 is a bottom view thereof.

The broken lines immediately adjacent the shaded areas in FIGS. 1 and 2 represent the bounds of the claimed design, such broken lines forming no part of the claimed design, and all other broken lines in the drawings depict portions of the handle and housing that form no part of the claimed design.

1 Claim, 3 Drawing Sheets



(56)

References Cited

U.S. PATENT DOCUMENTS

D717,152 S	11/2014	Weinerman et al.	
D720,599 S	1/2015	Weinerman et al.	
D722,860 S *	2/2015	Linares	D8/331
D738,702 S *	9/2015	Linares	D8/331
D779,908 S *	2/2017	Le	D8/306
D838,573 S	1/2019	Le	
2015/0218853 A1 *	8/2015	Higgins	E05B 83/26 292/336.3

* cited by examiner

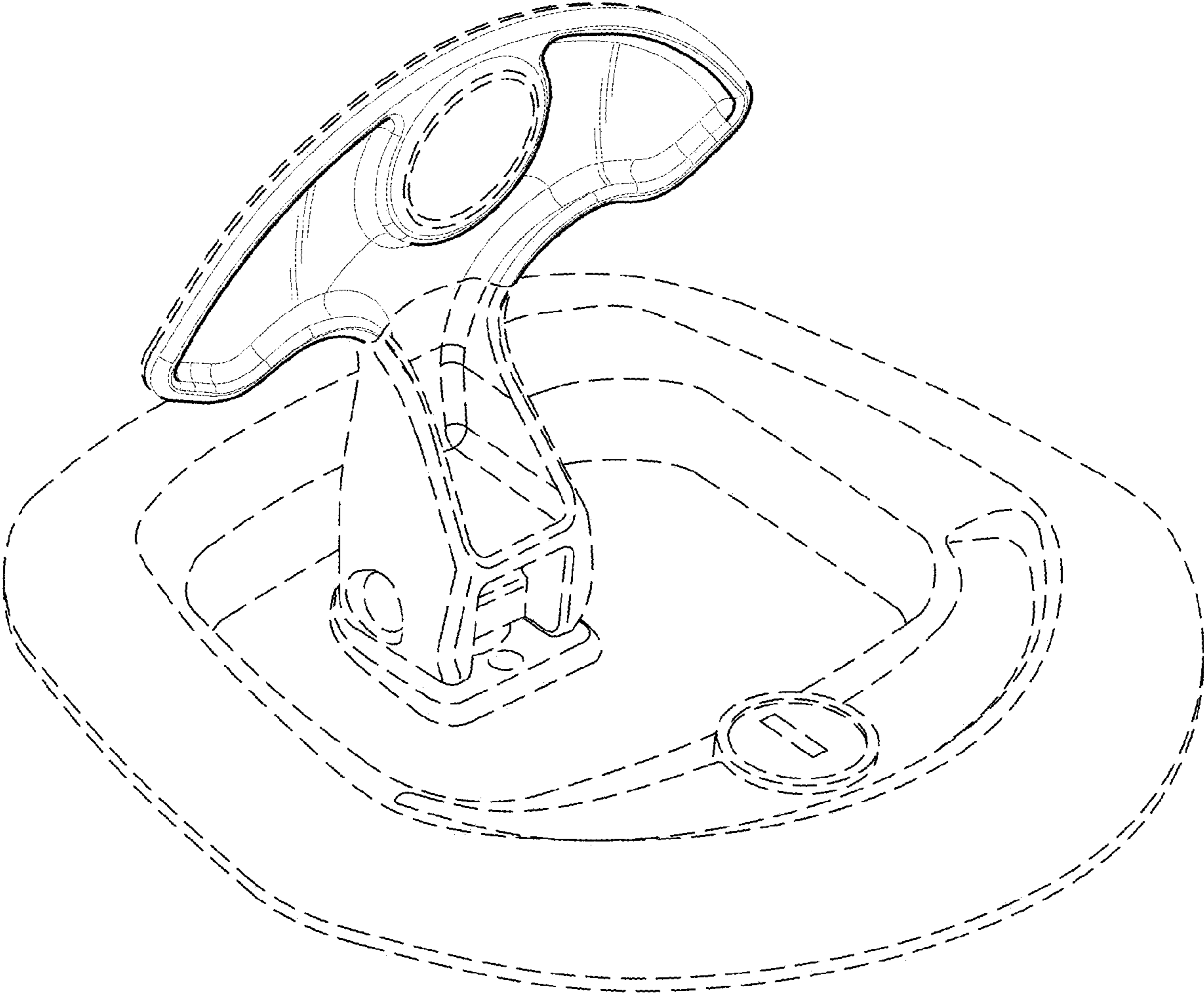


FIG. 1

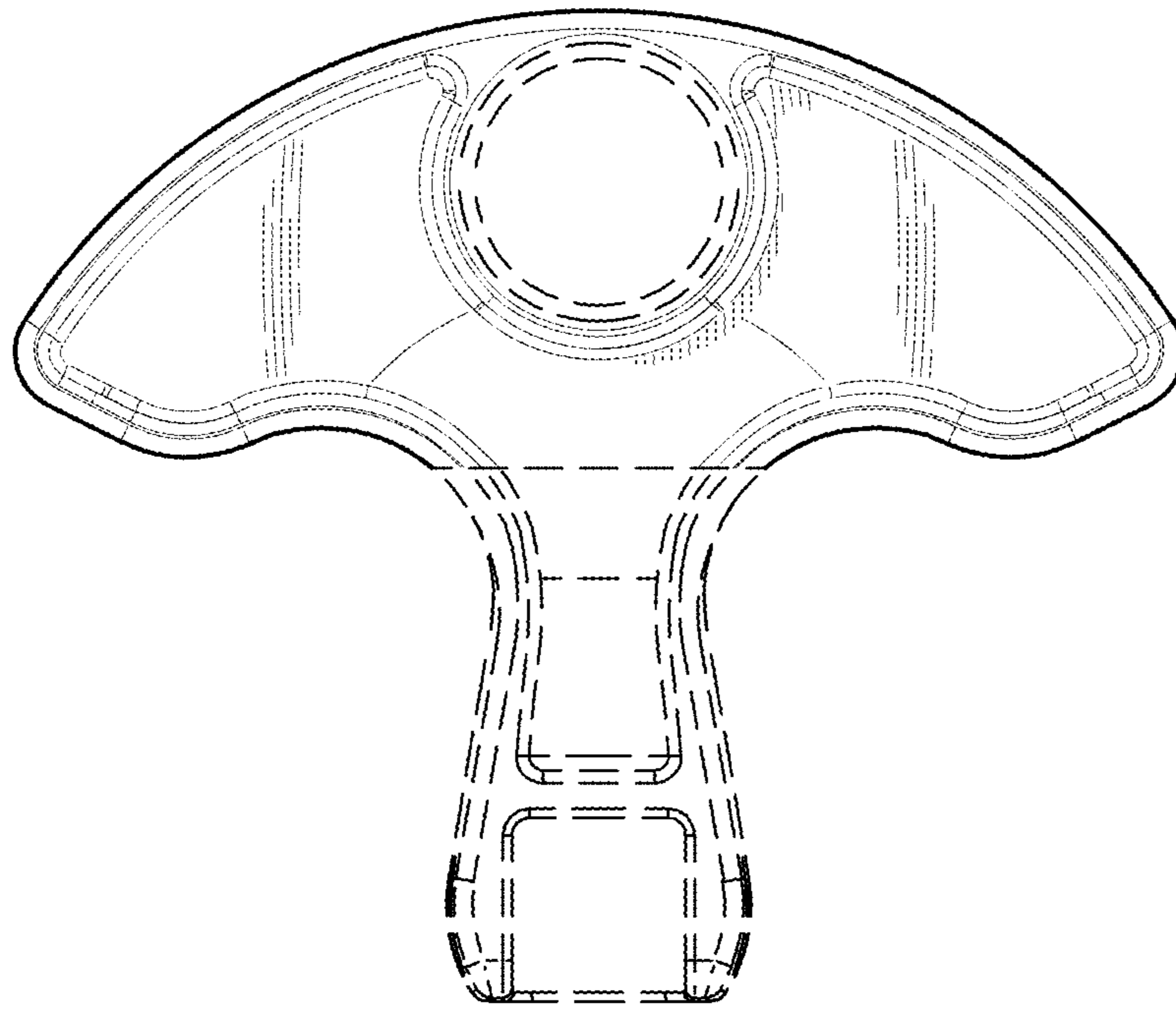


FIG. 2

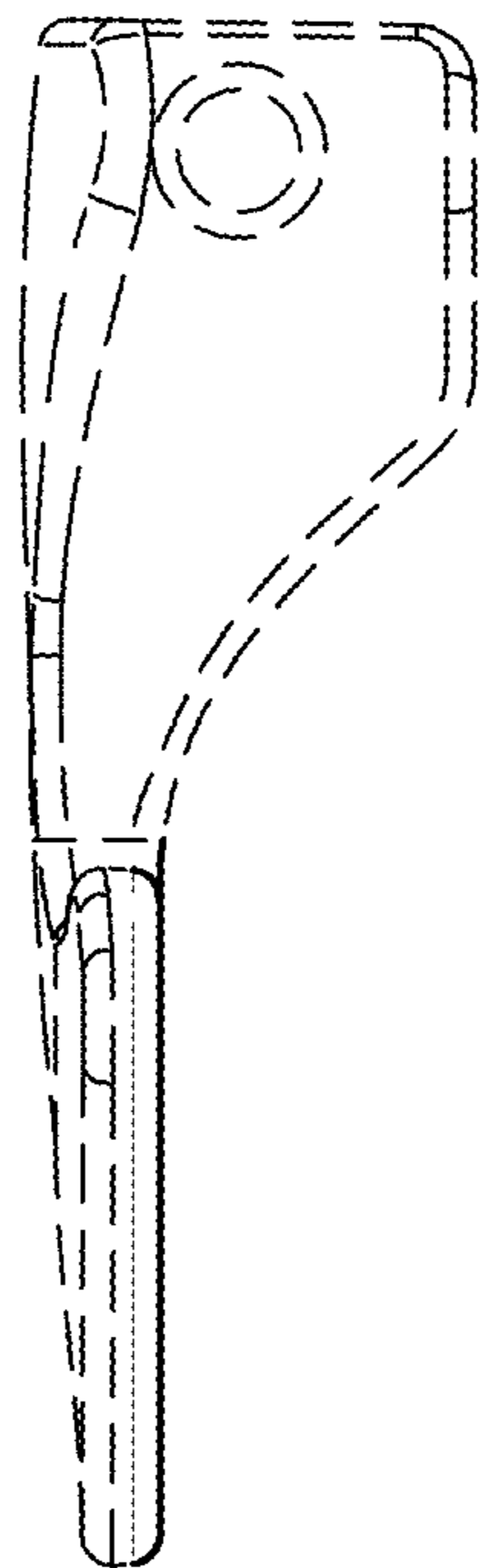


FIG. 3

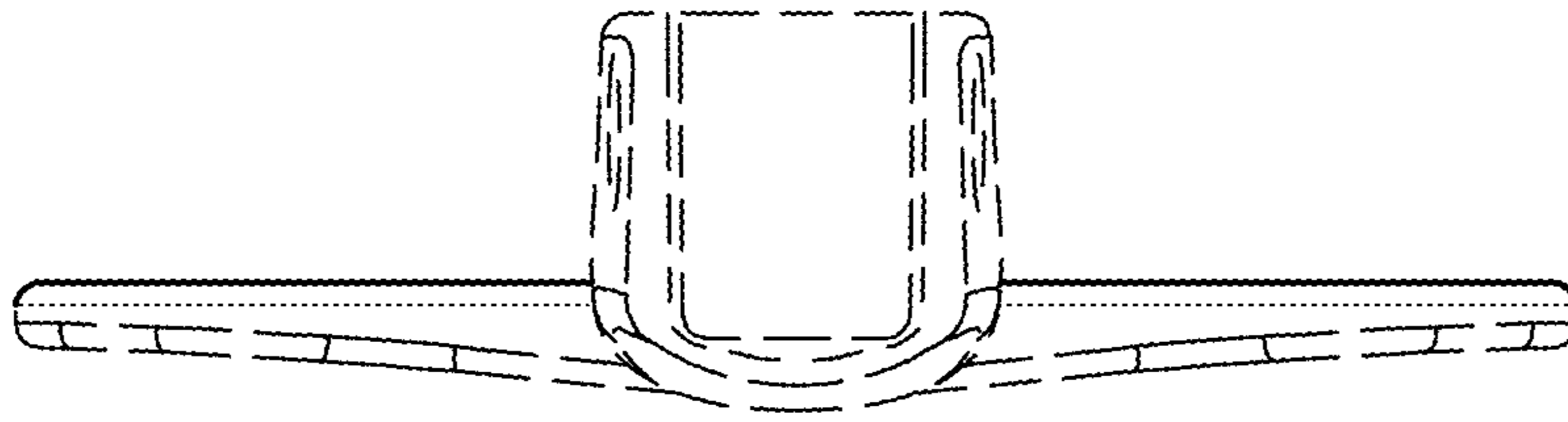


FIG. 4




FIG. 5