



US00D932276S

(12) **United States Design Patent**  
**Thorn**

(10) **Patent No.:** **US D932,276 S**

(45) **Date of Patent:** **\*\* Oct. 5, 2021**

- (54) **SAW**
- (71) Applicant: **OAKTHRIFT CORPORATION LTD,**  
Hertfordshire (GB)
- (72) Inventor: **James John Thorn,** Rochford (GB)
- (73) Assignee: **OAKTHRIFT CORPORATION LTD,**  
Hertfordshire (GB)

(\*\*) Term: **15 Years**

(21) Appl. No.: **29/634,846**

(22) Filed: **Jan. 25, 2018**

(51) **LOC (13) Cl.** ..... **08-03**

(52) **U.S. Cl.**  
USPC ..... **D8/95**

(58) **Field of Classification Search**  
USPC ..... D8/95, 96, 97  
CPC .... B26B 1/02; B26B 1/04; B26B 1/10; B27B  
21/00; B27B 21/02; B27B 21/04  
See application file for complete search history.

(56) **References Cited**

**U.S. PATENT DOCUMENTS**

- D306,817 S \* 3/1990 McMorrough ..... D8/107
- D436,013 S \* 1/2001 Eriksson ..... D8/95

- D440,855 S \* 4/2001 Wang ..... D8/107
- D468,615 S \* 1/2003 Kanzawa ..... D8/107
- D500,240 S \* 12/2004 Fancelli ..... D8/97
- D509,123 S \* 9/2005 Tran ..... D8/95
- D513,956 S \* 1/2006 Tran ..... D8/95
- D664,823 S \* 8/2012 Pringnitz ..... D8/7
- D795,669 S \* 8/2017 Sokka ..... D8/95
- D818,789 S \* 5/2018 Fancelli ..... D8/95
- 2015/0217439 A1\* 8/2015 Miyawaki ..... B25G 1/00  
30/517

\* cited by examiner

*Primary Examiner* — Philip S Hyder  
(74) *Attorney, Agent, or Firm* — Weiss & Moy, P.C.;  
Jeffrey D. Moy

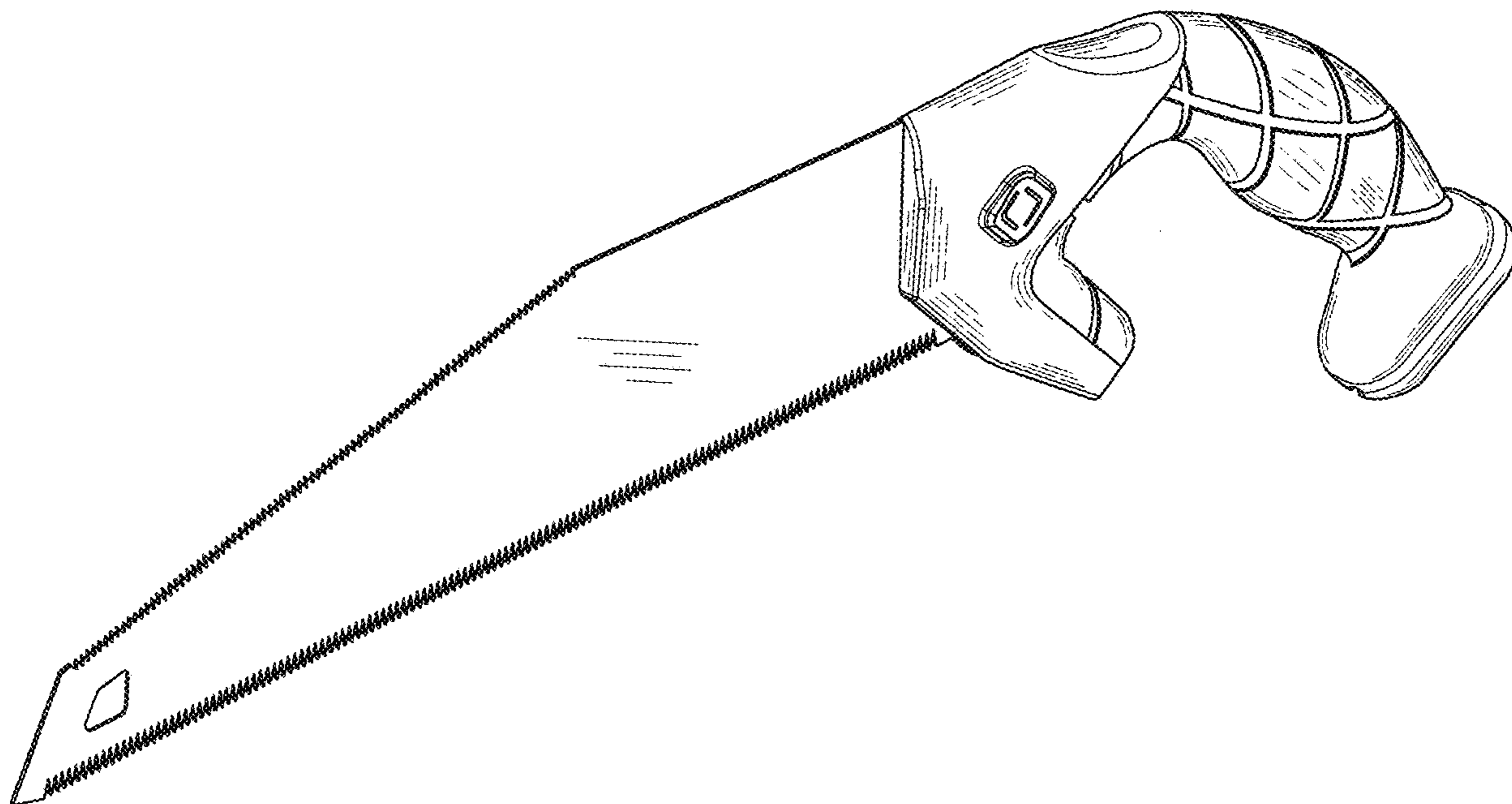
(57) **CLAIM**

The ornamental design for a saw, as shown and described.

**DESCRIPTION**

FIG. 1 is a top rear and side perspective view thereof;  
FIG. 2 is a front elevation view thereof;  
FIG. 3 is a rear elevation view thereof;  
FIG. 4 is a right side elevation view thereof;  
FIG. 5 is a left side elevation view thereof;  
FIG. 6 is a top view of the saw;  
FIG. 7 is a bottom view of the saw; and,  
FIG. 8 is a top, left, front perspective view of the saw.

**1 Claim, 8 Drawing Sheets**



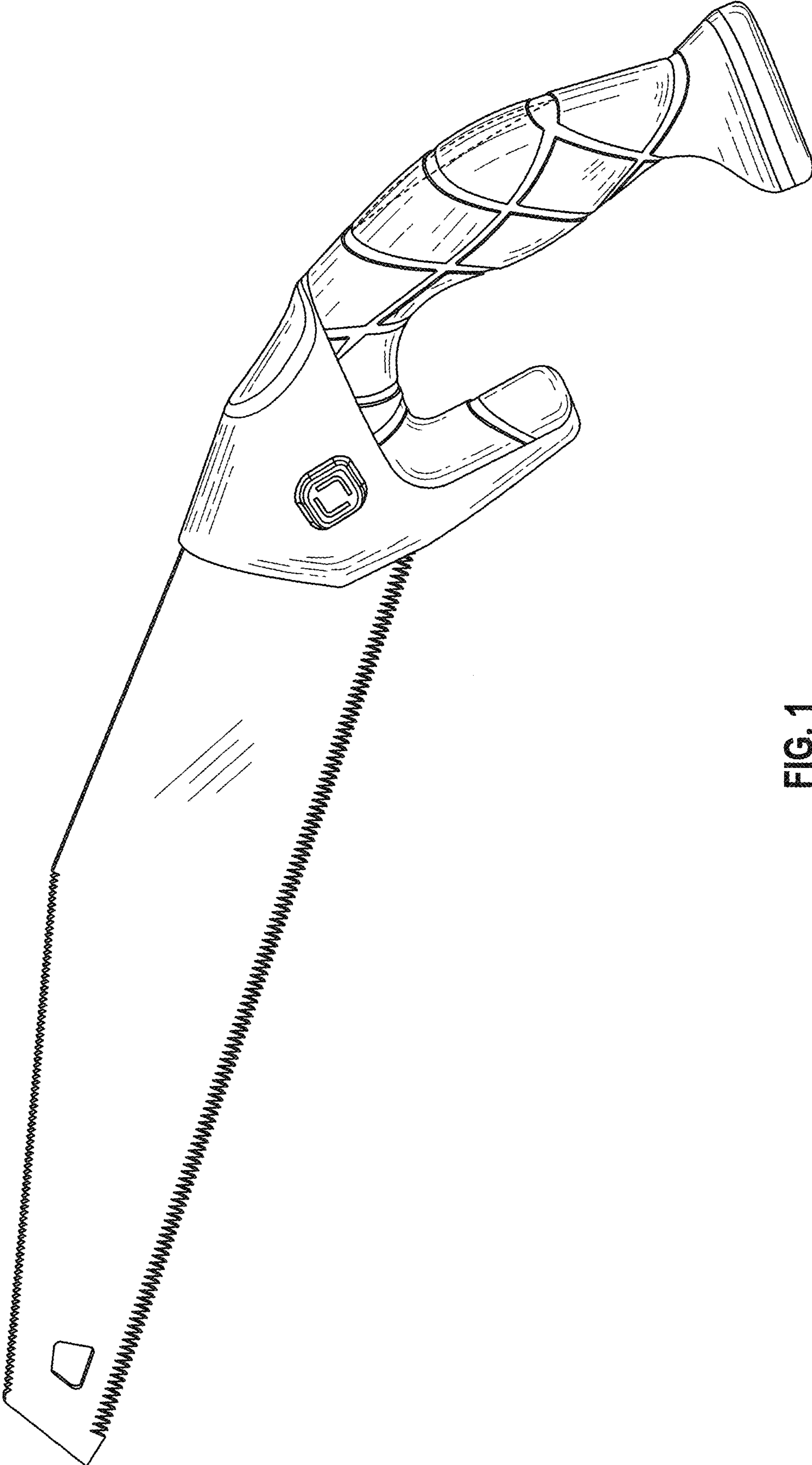


FIG. 1

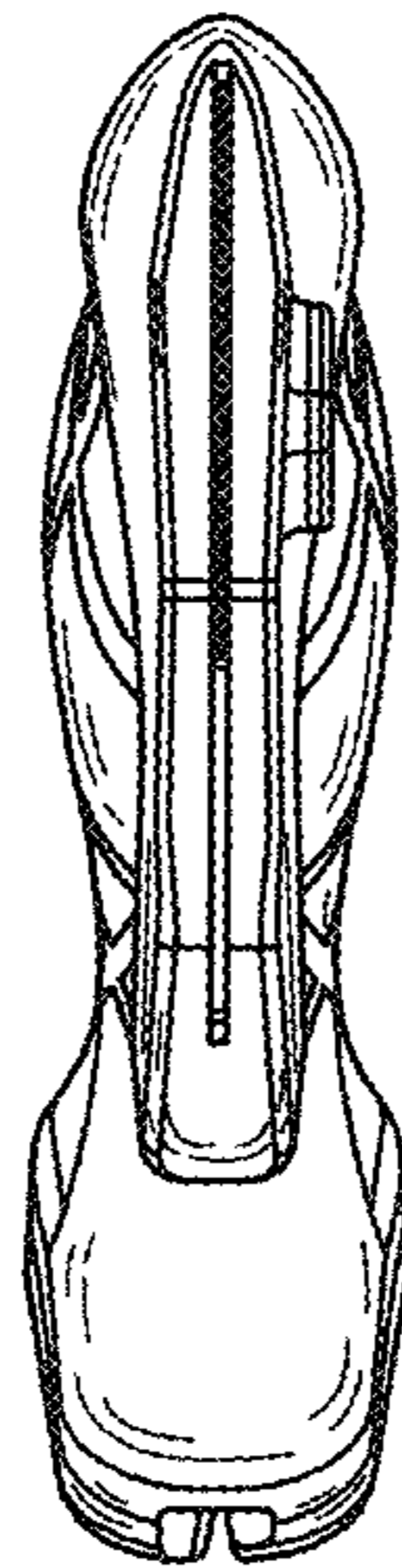


FIG. 2

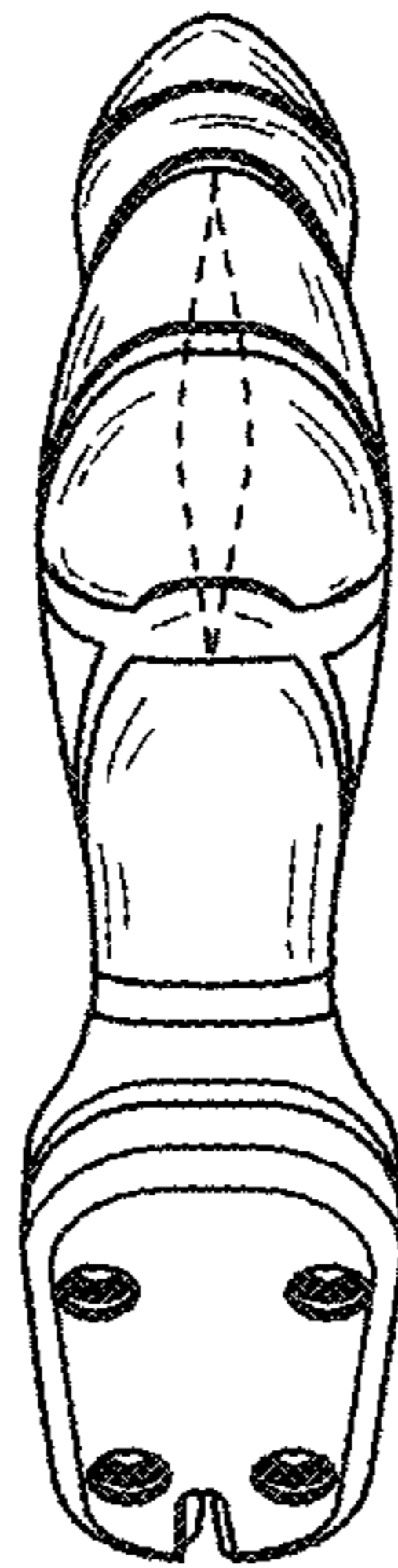


FIG. 3

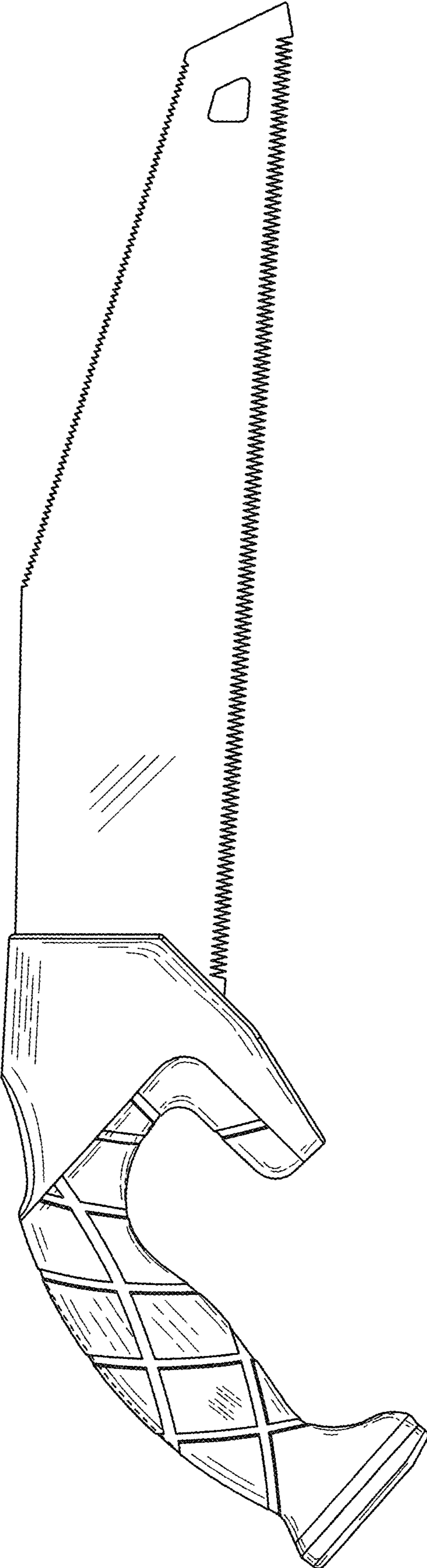


FIG. 4

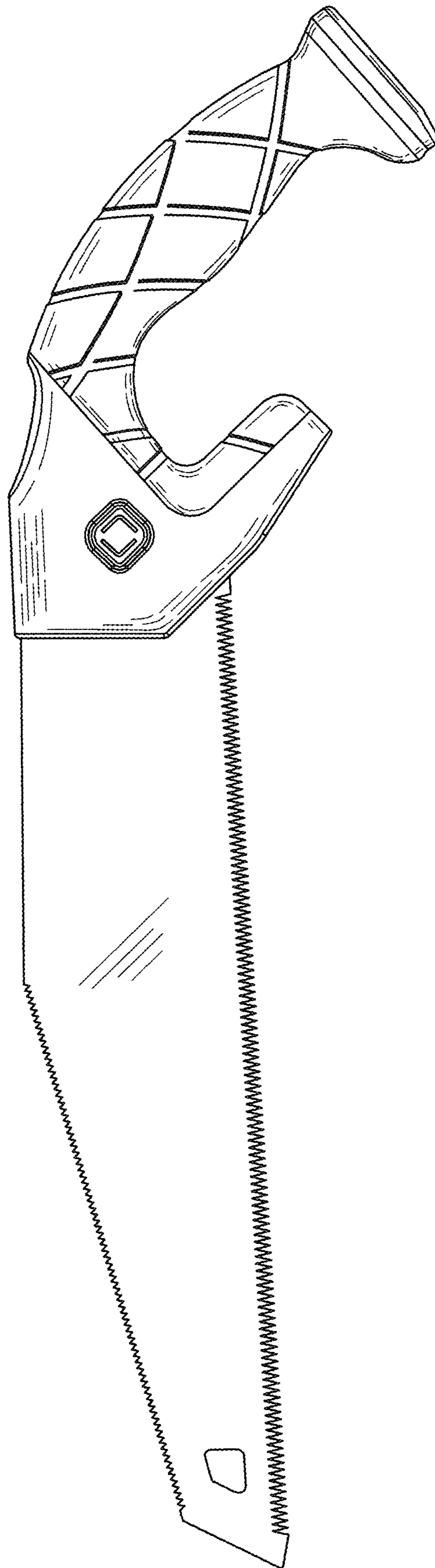


FIG. 5

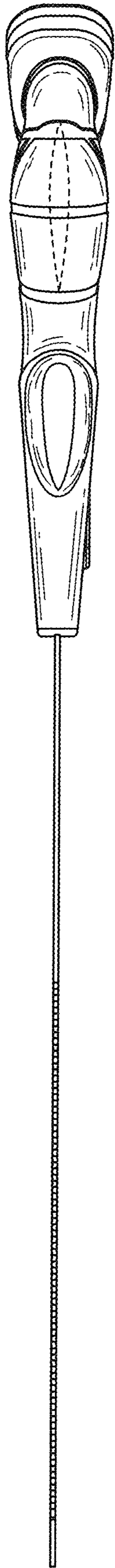


FIG. 6




FIG. 7



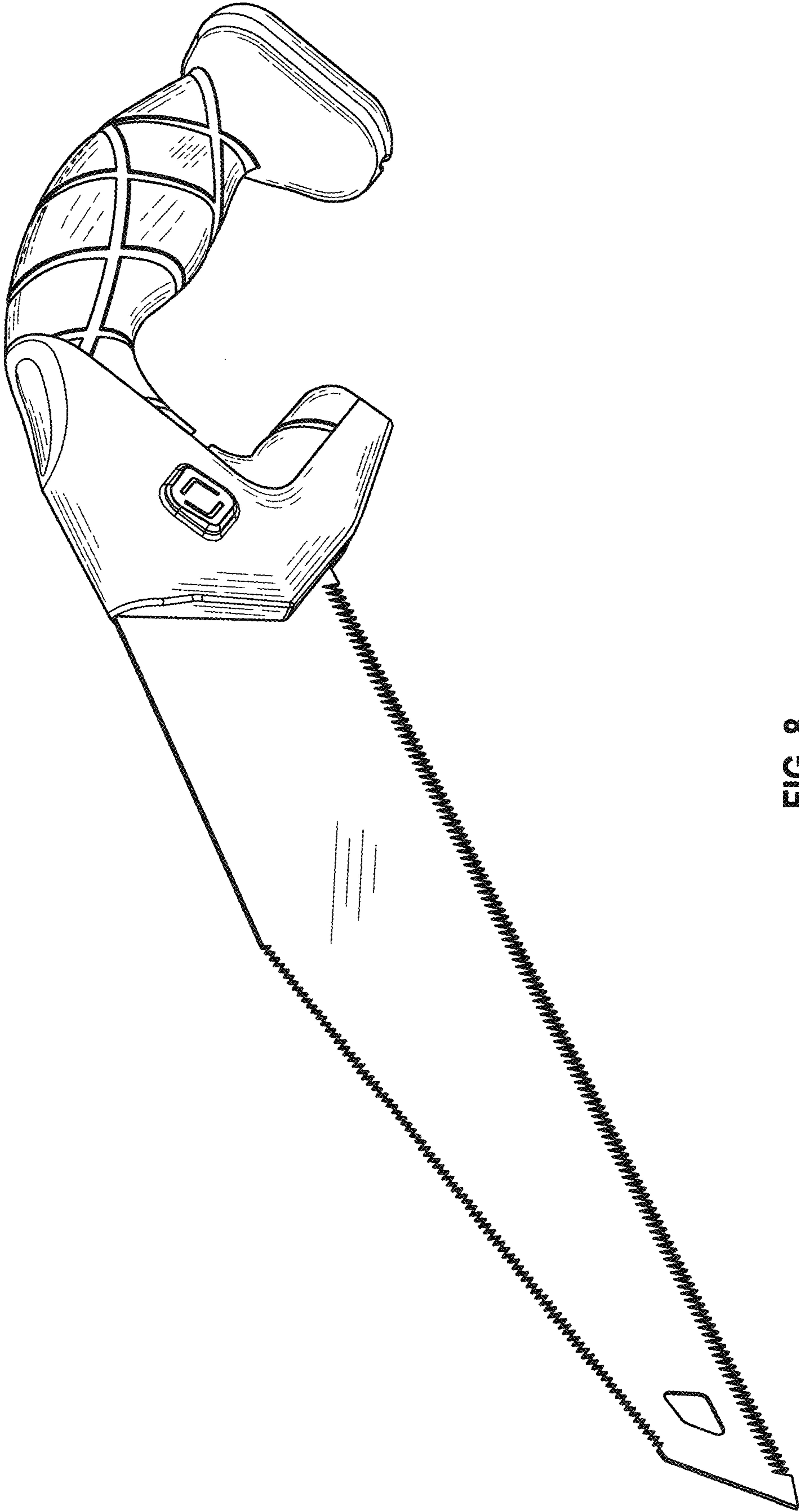


FIG. 8