

US00D932234S

(12) **United States Design Patent** (10) **Patent No.:** **US D932,234 S**
McKenzie (45) **Date of Patent:** **** Oct. 5, 2021**

(54) **BAKING TRAY**

(71) Applicant: **PISTIL BUDS INC.**, Ridgeville (CA)

(72) Inventor: **Jeffrey McKenzie**, Ridgeville (CA)

(73) Assignee: **Pistil Buds Inc.**, Ontario (CA)

(**) Term: **15 Years**

(21) Appl. No.: **29/712,863**

(22) Filed: **Nov. 12, 2019**

(30) **Foreign Application Priority Data**

May 23, 2019 (CA) CA 187647

(51) **LOC (13) Cl.** **07-02**

(52) **U.S. Cl.**
USPC **D7/359**

(58) **Field of Classification Search**
USPC D7/323, 331, 352, 354, 355, 356, 357, D7/358, 359, 360, 361, 362, 363, 364, D7/365, 366, 372, 373, 376, 377, 402, D7/409, 410, 412, 414, 611, 678, 679, D7/753; D3/304; D9/736, 749, 755, D9/758, 760, 456; D1/105, 123, 124
CPC .. A21B 3/00; A21B 3/13; A21B 3/131; A21B 3/132; A21B 3/135; A21B 3/136; A21B 3/137; A21B 3/15; A21B 5/00; A21B 5/02; A21B 5/04; A47J 29/00; A47J 29/02; A47J 29/06; A47J 36/00; A47J 36/02; A47J 36/06; A47J 36/16; A47J 36/24; A47J 36/022; A47J 36/027; A47J 37/00; A47J 37/01; A47J 37/04; A47J 37/06; A47J 37/10; A47J 37/07; A47J 43/20; A47G 19/28; F25D 2331/807

See application file for complete search history.

(56) **References Cited**

U.S. PATENT DOCUMENTS

D198,545 S * 6/1964 Bostrom D9/760
3,420,431 A * 1/1969 Donovan B65D 1/36
229/407
D270,703 S * 9/1983 El-Hag D7/357
D424,863 S * 5/2000 Varakian D7/354

(Continued)

FOREIGN PATENT DOCUMENTS

CA 187647 * 5/2019
JP 2007029707 A * 2/2007
WO WO-2008006673 A1 * 1/2008 A47J 42/50

OTHER PUBLICATIONS

Pistil Buds™ Portion Management Brownie Baking Pan, announced Sep. 16, 2019 [online], retrieved Dec. 16, 2020, retrieved from internet, <https://www.amazon.ca/Pistil-BudsTM-Portion-Management-Brownie/dp/B07WSL843B>.*

(Continued)

Primary Examiner — Dana K Weiland

Assistant Examiner — Messina L Smith

(74) *Attorney, Agent, or Firm* — Hartman Global IP Law; Gary M. Hartman; Domenica N. S. Hartman

(57) **CLAIM**

The ornamental design for a baking tray, as shown and described.

DESCRIPTION

FIG. 1 is a top front left perspective view of a baking tray in accordance with this invention.

FIG. 2 is a bottom front left perspective view of the baking tray of FIG. 1.

FIG. 3 is a left side view of the baking tray of FIG. 1.

FIG. 4 is a front view of the baking tray of FIG. 1.

(Continued)

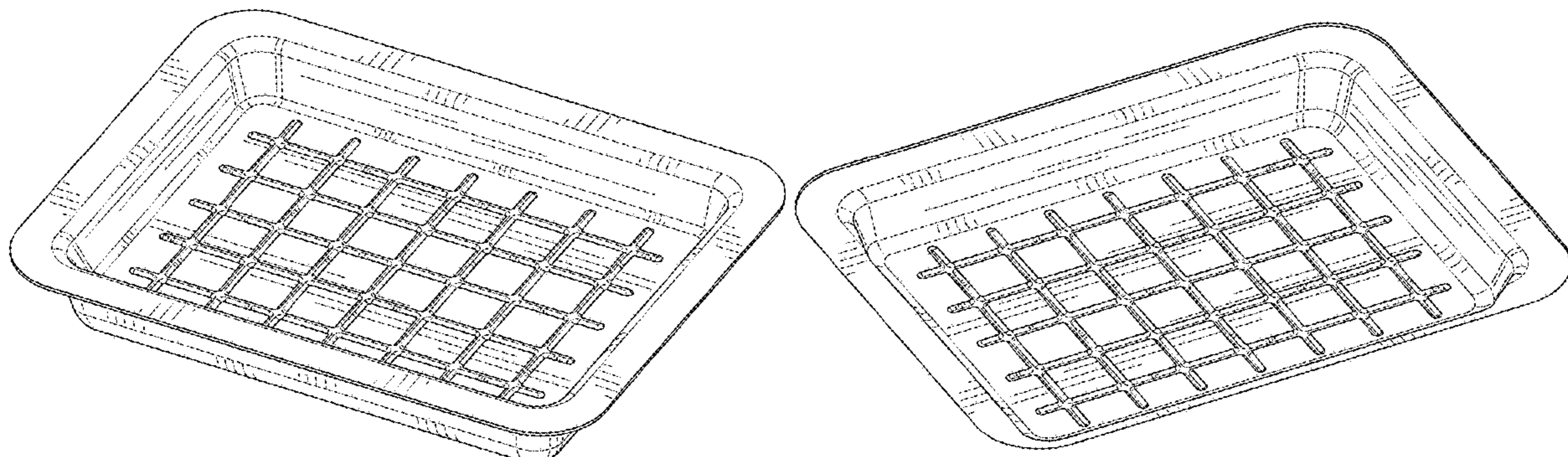


FIG. 5 is a right side view of the baking tray of FIG. 1.
 FIG. 6 is a rear view of the baking tray of FIG. 1.
 FIG. 7 is a top view of the baking tray of FIG. 1; and,
 FIG. 8 is a bottom view of the baking tray of FIG. 1.

1 Claim, 6 Drawing Sheets

(56)

References Cited

U.S. PATENT DOCUMENTS

6,213,005	B1 *	4/2001	Sherman	A47J 27/002 220/573.1
D495,920	S *	9/2004	Isler	D7/354
D581,203	S *	11/2008	Simon	D7/354
D588,396	S *	3/2009	Millsap	D7/354
D653,496	S *	2/2012	Henry	D7/354
D667,681	S *	9/2012	Carsten	D7/359
D677,514	S *	3/2013	Sarnoff	D7/360
D724,904	S *	3/2015	Chinon	D7/672
D759,479	S *	6/2016	Das	D9/425
9,510,699	B1 *	12/2016	Miller	A47G 23/04
9,668,614	B1 *	6/2017	Bretagna	A47J 36/022
D800,491	S *	10/2017	Sarnoff	D7/359
D802,988	S *	11/2017	Lovenwald	D7/359
D806,464	S *	1/2018	Sarnoff	D7/359

D806,471	S *	1/2018	Fullmer	D7/409
D809,848	S *	2/2018	Mirchandani	D7/354
D825,254	S *	8/2018	Khubani	D7/357
D826,622	S *	8/2018	Shah	D7/359
D829,036	S *	9/2018	Garcia Luna	D7/360
D842,641	S *	3/2019	Demers	D7/354
D867,802	S *	11/2019	Demers	D7/354
D891,852	S *	8/2020	Halasinski	D7/359
D896,564	S *	9/2020	Kerr	D7/354
D904,184	S *	12/2020	Bontrager	D9/425
2006/0049189	A1 *	3/2006	Golden	A47J 36/027 219/725
2009/0090249	A1 *	4/2009	Chang	F24C 15/16 99/422
2012/0219673	A1 *	8/2012	Bourgeois	A23L 19/05 426/281
2013/0098800	A1 *	4/2013	Rehmanji	B65D 81/261 206/557
2015/0359384	A1 *	12/2015	Garbrick	A47J 37/01 426/420

OTHER PUBLICATIONS

Bite-Size Silicone Brownie Pan with Dividers, announced Jul. 23, 2020 [online], retrieved Dec. 16, 2020, retrieved from internet, <https://www.amazon.ca/Bite-Size-Silicone-Brownie-Pan-Dividers/dp/B088K5WP44>.*

* cited by examiner

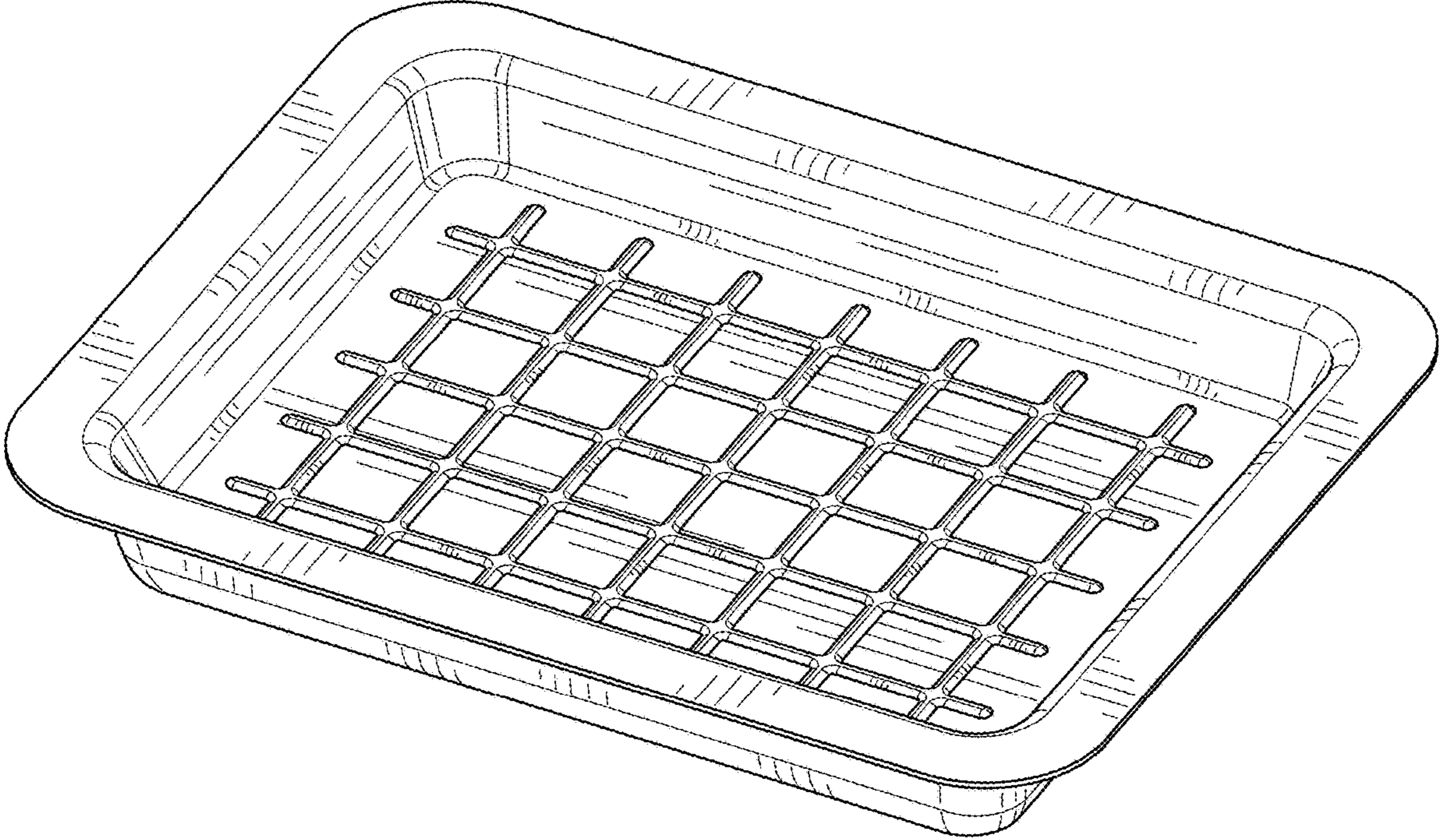


FIG. 1

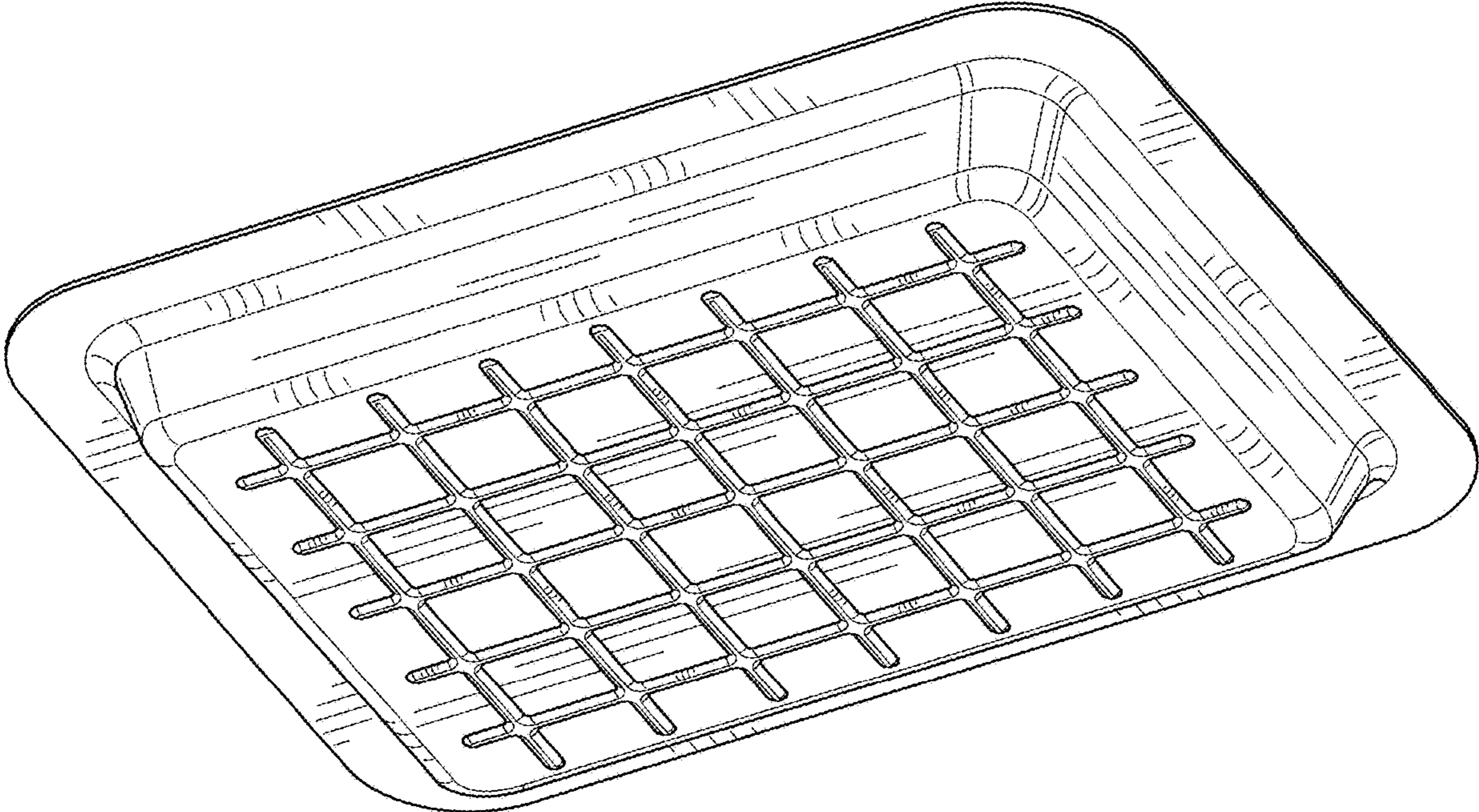


FIG. 2

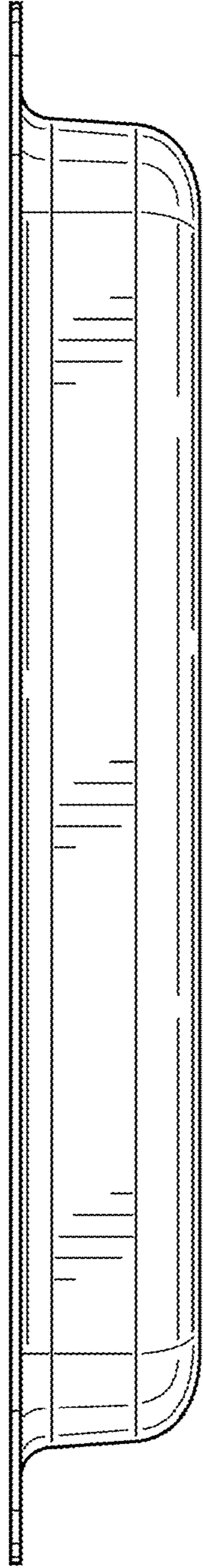


FIG. 3




FIG. 4

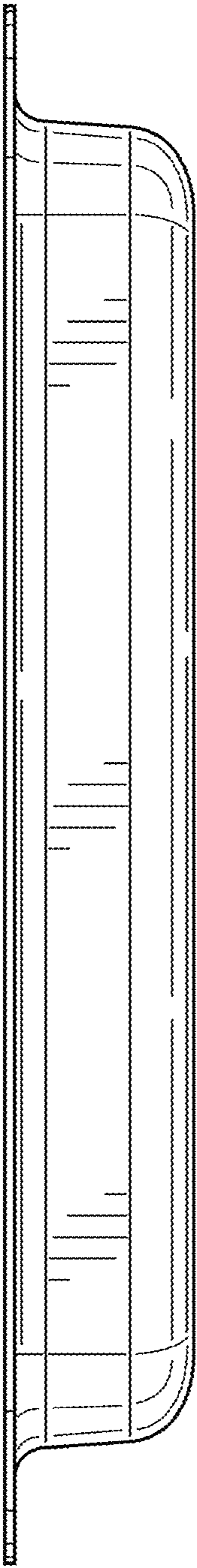


FIG. 5




FIG. 6

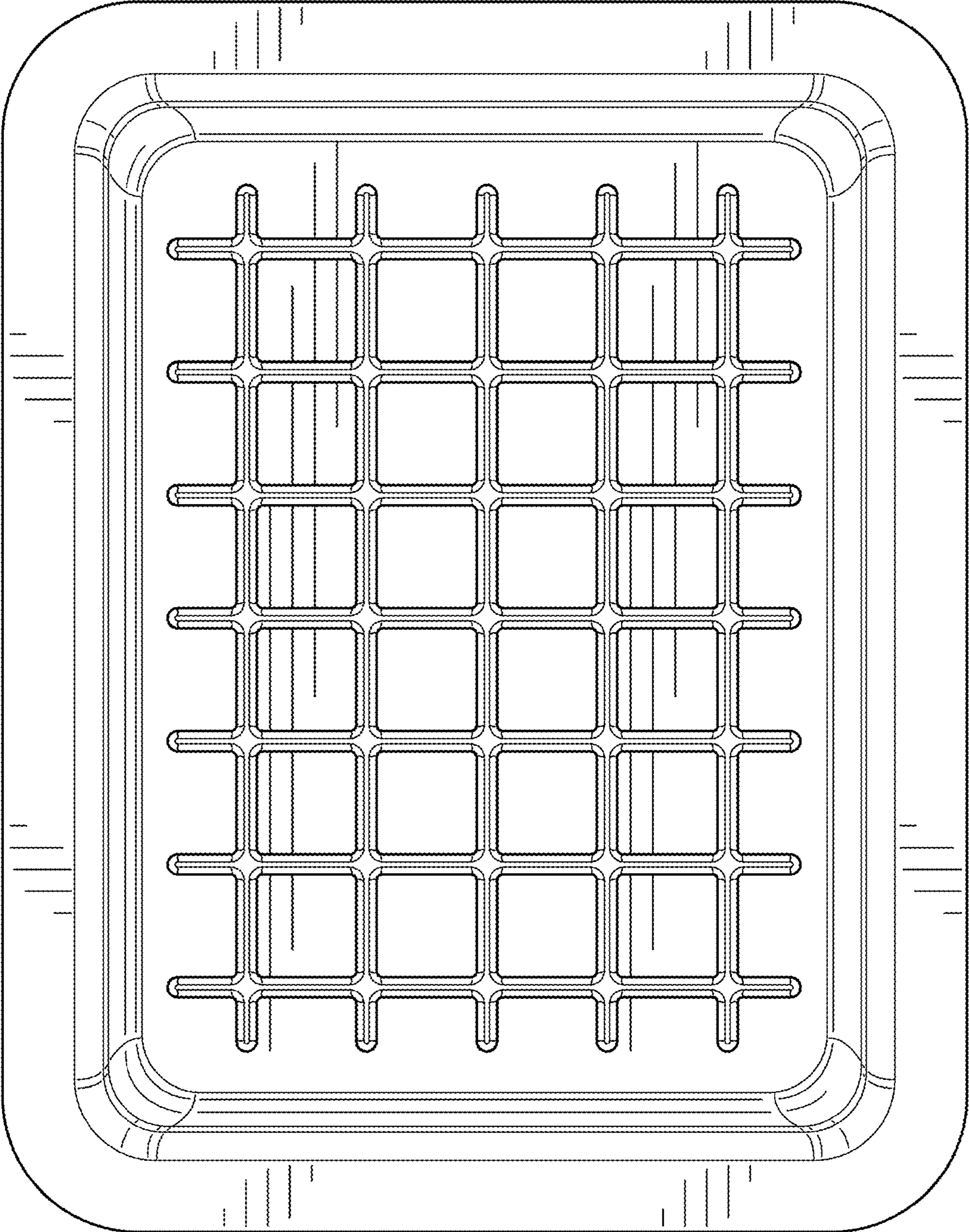


FIG. 7

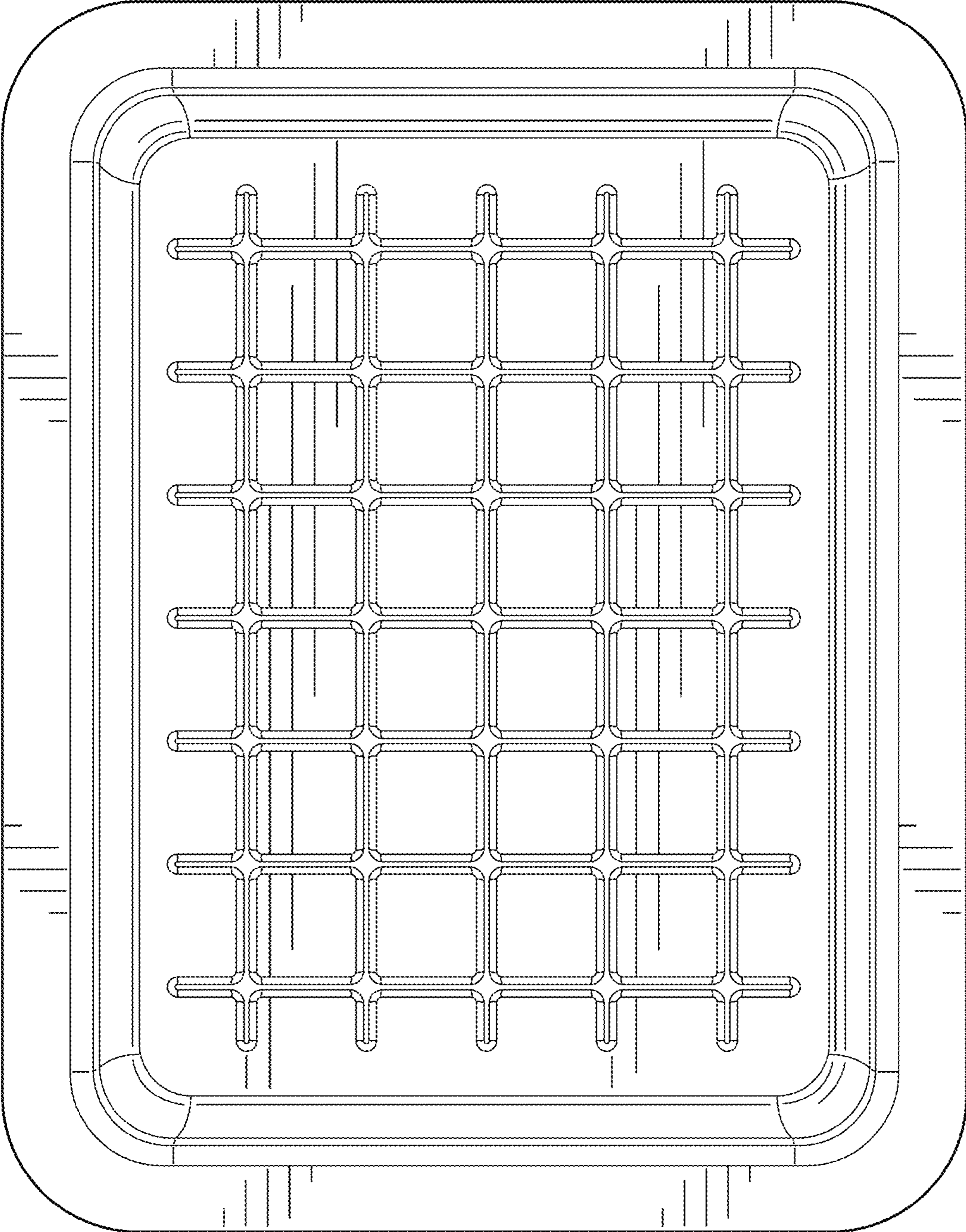


FIG. 8