



US00D932201S

(12) **United States Design Patent**
Xiao

(10) **Patent No.:** **US D932,201 S**

(45) **Date of Patent:** **** Oct. 5, 2021**

(54) **SOFA CHAIR**

(71) Applicant: **TAIZHOU SUKK FURNITURE CO., LTD**, Taizhou (CN)

(72) Inventor: **Shuangshuang Xiao**, Taizhou (CN)

(73) Assignee: **TAIZHOU SUKK FURNITURE CO., LTD**, Taizhou (CN)

(**) Term: **15 Years**

(21) Appl. No.: **29/702,808**

(22) Filed: **Aug. 22, 2019**

(51) **LOC (13) Cl.** **06-01**

(52) **U.S. Cl.**
USPC **D6/369**

(58) **Field of Classification Search**
USPC D6/334-336, 369, 370, 371, 372, 373,
D6/374, 375, 716, 716.1, 716.2, 716.4,
D6/717.2
CPC A47C 4/02; A47C 4/03; A47C 5/02; A47C
7/282; A47C 7/285; A47C 7/54; A47C
4/024; A47C 4/025; A47C 5/12
See application file for complete search history.

(56) **References Cited**

U.S. PATENT DOCUMENTS

D491,378 S * 6/2004 Tyler D6/369
D650,605 S * 12/2011 Haimoff D6/369

D706,052 S * 6/2014 Arnon D6/369
D784,714 S * 4/2017 Bougay D6/369
D784,715 S * 4/2017 Bougay D6/369
D824,686 S * 8/2018 Liu D6/369
D824,687 S * 8/2018 Liu D6/369

* cited by examiner

Primary Examiner — Mimosa De

(57) **CLAIM**

The ornamental design for sofa chair, as shown and described.

DESCRIPTION

FIG. 1 is a stereogram view of the sofa chair showing my new design;
FIG. 2 is another stereogram view thereof;
FIG. 3 is a front elevational view thereof;
FIG. 4 is a rear elevational view thereof;
FIG. 5 is a left side elevational view thereof;
FIG. 6 is a right side elevational view thereof;
FIG. 7 is a top plan view thereof; and,
FIG. 8 is a bottom plan view thereof.

1 Claim, 8 Drawing Sheets





FIG. 1




FIG. 2




FIG. 3




FIG. 4




FIG. 5




FIG. 6

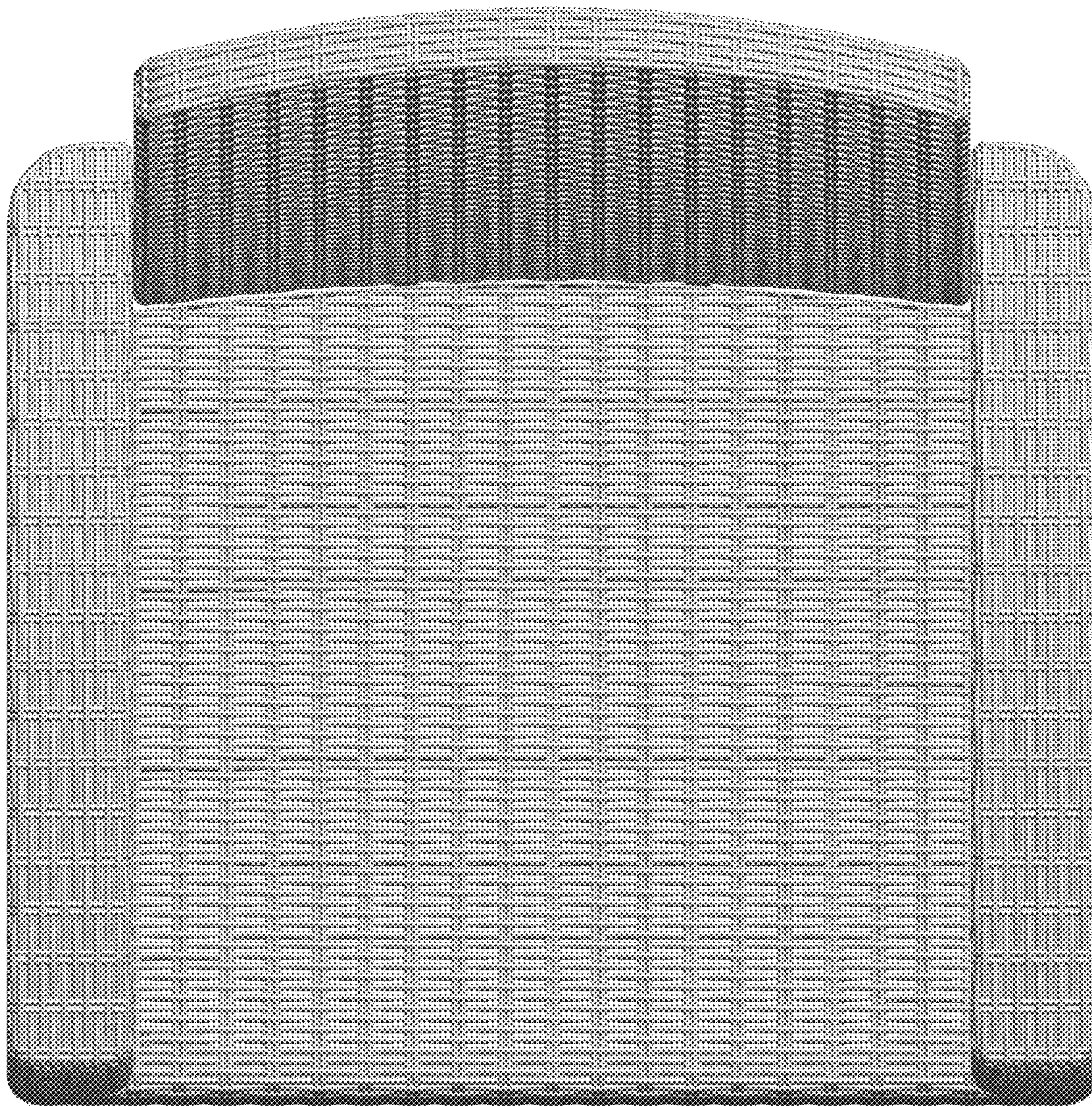


FIG. 7




FIG. 8