



US00D932187S

(12) **United States Design Patent**
Ye

(10) **Patent No.:** **US D932,187 S**

(45) **Date of Patent:** **** Oct. 5, 2021**

- (54) **GUN CLEANING KIT CASE**
- (71) Applicant: **Xiaohui Ye**, Zhejiang (CN)
- (72) Inventor: **Xiaohui Ye**, Zhejiang (CN)
- (**) Term: **15 Years**
- (21) Appl. No.: **29/757,758**
- (22) Filed: **Nov. 9, 2020**
- (51) **LOC (13) Cl.** **03-01**
- (52) **U.S. Cl.**
USPC **D3/294**
- (58) **Field of Classification Search**
USPC D3/201, 262, 273, 274, 276, 281, 283,
D3/294, 900, 901, 903, 905
CPC A47C 7/62; A47C 1/14
See application file for complete search history.

D672,144	S *	12/2012	Buie, II	D3/262
D672,145	S *	12/2012	Buie, II	D3/262
8,707,607	B2 *	4/2014	Williams	B65D 85/00 42/90
D709,699	S *	7/2014	Hsu	D3/294
D716,547	S *	11/2014	Pennington	D3/262
D725,388	S *	3/2015	Cole	D3/282
D753,394	S *	4/2016	Brunner	D3/276
D754,436	S *	4/2016	Ou	D3/282
9,476,664	B2 *	10/2016	Williams	F41A 29/02
D779,203	S *	2/2017	Kinsky	D3/294
D781,584	S *	3/2017	Kinsky	D3/294
D785,938	S *	5/2017	Ou	D3/282
D789,085	S *	6/2017	Jacobson	D3/262
D801,685	S *	11/2017	Meng	D3/294
D805,774	S *	12/2017	Sun	D3/294
D808,653	S *	1/2018	Rayeski	D3/273

(Continued)

Primary Examiner — Holly E Thurman
(74) *Attorney, Agent, or Firm* — ScienBiziP, P.C.

(56) **References Cited**

U.S. PATENT DOCUMENTS

D339,470	S *	9/1993	Marks	D3/205
5,394,966	A *	3/1995	Chow	A45C 13/1084 190/119
D357,117	S *	4/1995	Huang	D3/276
D359,392	S *	6/1995	Bellington	D3/262
5,881,874	A *	3/1999	McKinney	F41C 33/06 206/315.11
D439,407	S *	3/2001	Parker	D3/276
D440,043	S *	4/2001	Miller	D3/282
D478,209	S *	8/2003	Chen	D3/282
6,698,608	B2 *	3/2004	Parker	A45C 13/008 220/23.87
D530,914	S *	10/2006	Jansson	D3/282
7,165,673	B2 *	1/2007	Marks	A45C 13/02 206/373
7,546,920	B1 *	6/2009	Horn	F41C 33/06 206/317
D599,112	S *	9/2009	Wenchel	D3/294
D667,217	S *	9/2012	Buie, II	D3/262
D672,143	S *	12/2012	Buie, II	D3/262

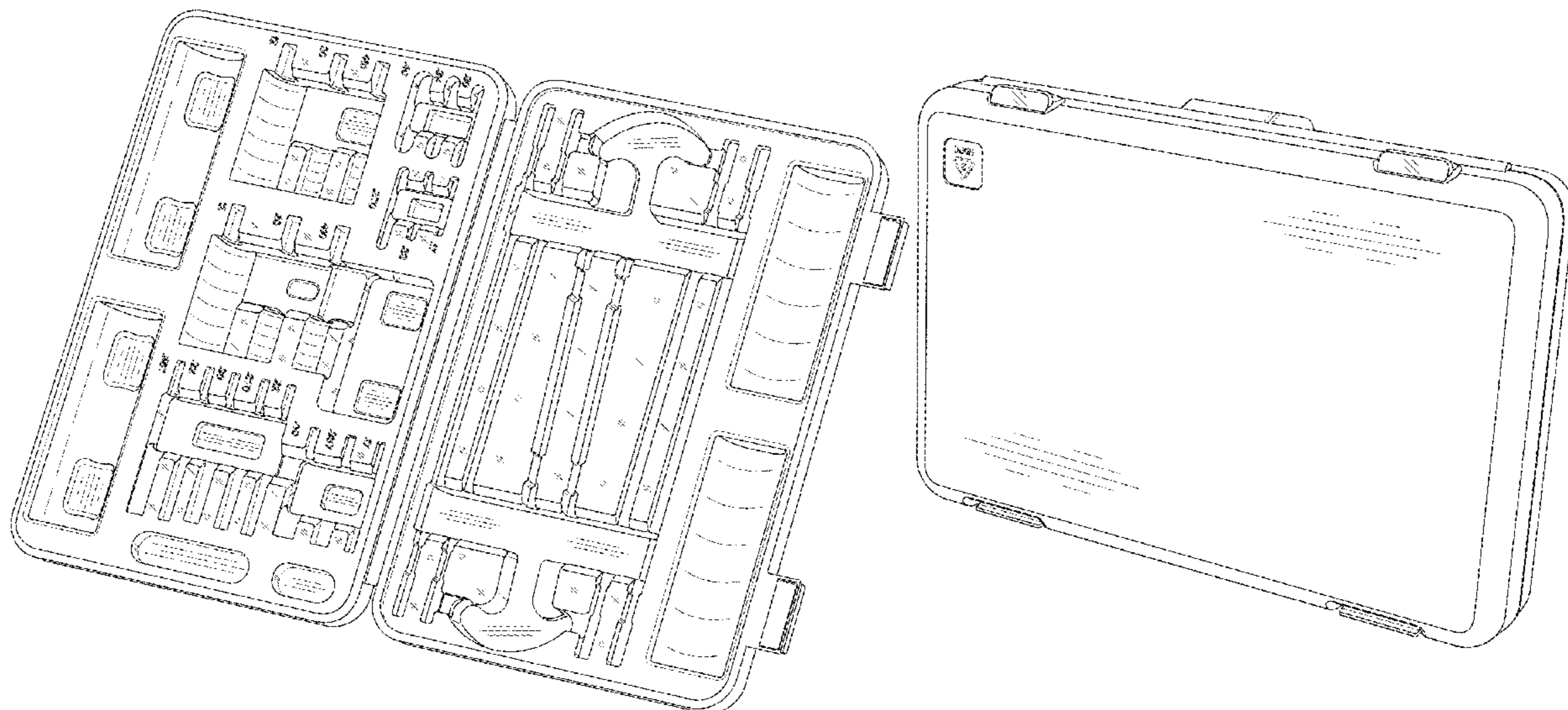
(57) **CLAIM**

The ornamental design for a gun cleaning kit case, as shown and described.

DESCRIPTION

FIG. 1 is a front perspective view of a gun cleaning kit case, showing my design.
 FIG. 2 is a front elevation view thereof.
 FIG. 3 is a rear elevation view thereof.
 FIG. 4 is a left side elevation thereof.
 FIG. 5 is a right side elevation thereof.
 FIG. 6 is a bottom plan view thereof.
 FIG. 7 is a top plan view thereof; and,
 FIG. 8 is a perspective view of the gun cleaning kit case in a close state.
 The broken lines in the drawings depict environmental structure and boundaries and form no part of the claimed design.

1 Claim, 8 Drawing Sheets



(56)

References Cited

U.S. PATENT DOCUMENTS

D828,029	S *	9/2018	Seiders	D3/294
D841,981	S *	3/2019	Kogel	D3/282
D858,101	S	9/2019	Williams et al.	
D858,990	S *	9/2019	Scofield	D3/294
D873,011	S *	1/2020	Kao	D3/282
D882,953	S *	5/2020	Scofield	D3/294
D891,769	S *	8/2020	Chen	D3/262
D897,675	S	10/2020	Chen	
2010/0175296	A1 *	7/2010	Williams	F41A 29/02 42/95
2012/0090215	A1 *	4/2012	Buie, II	B25H 3/023 42/95
2012/0152944	A1 *	6/2012	Vilkomirski	B25H 3/022 220/4.28
2015/0165617	A1 *	6/2015	Chern	B25H 3/02 206/374

* cited by examiner

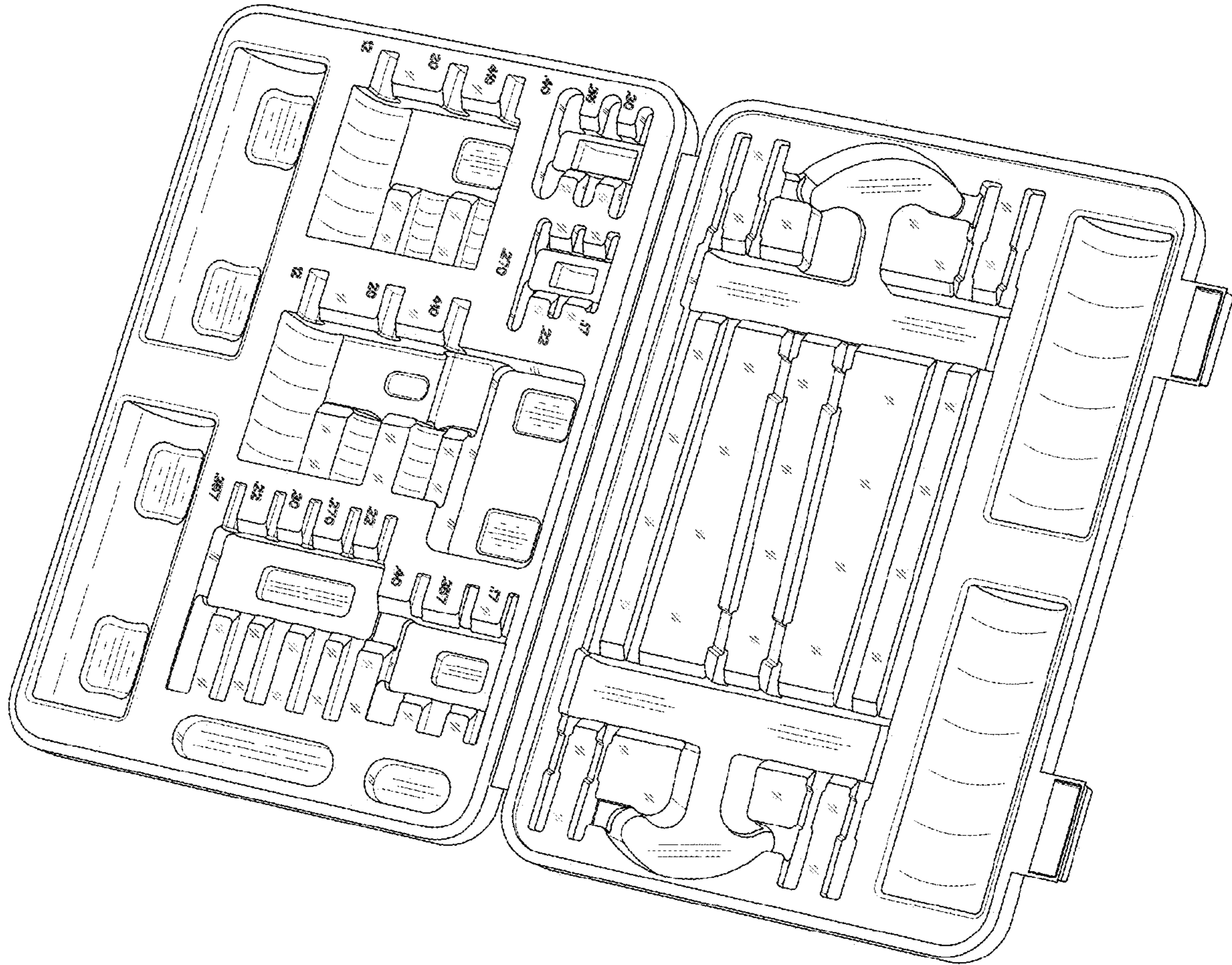


FIG. 1

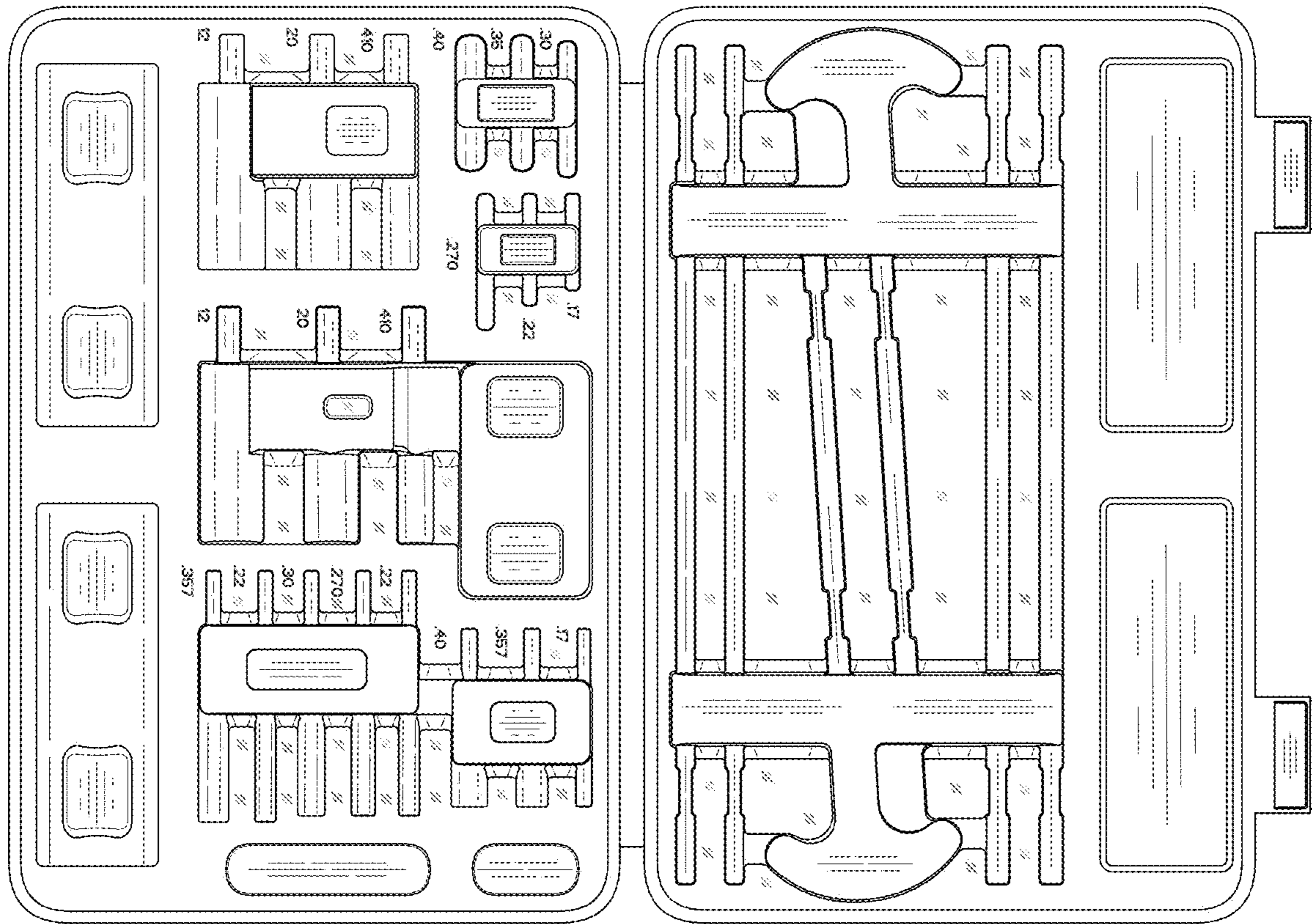


FIG.2

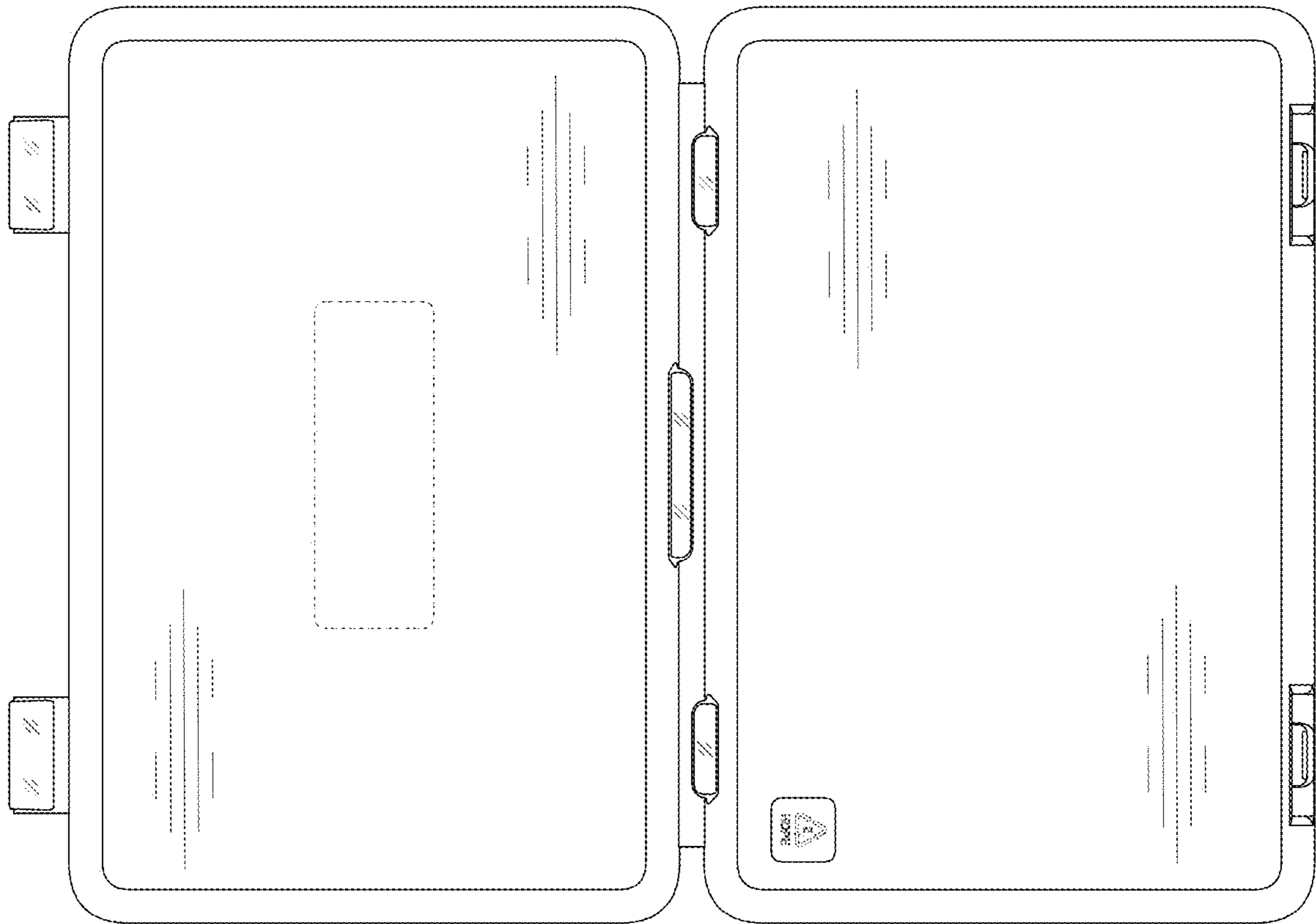


FIG. 3



FIG.4

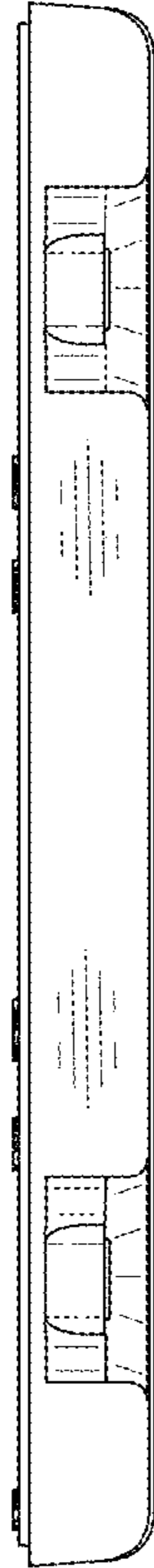


FIG.5

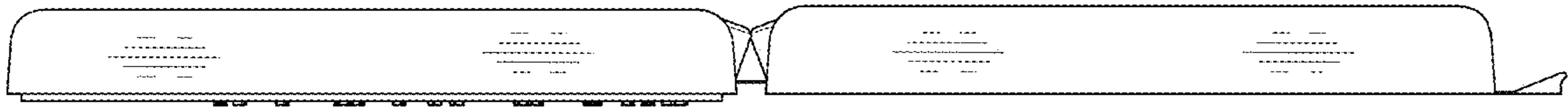


FIG.6

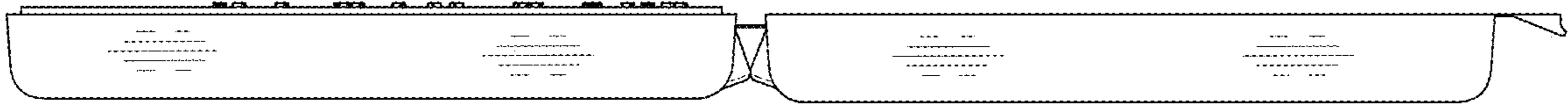


FIG.7

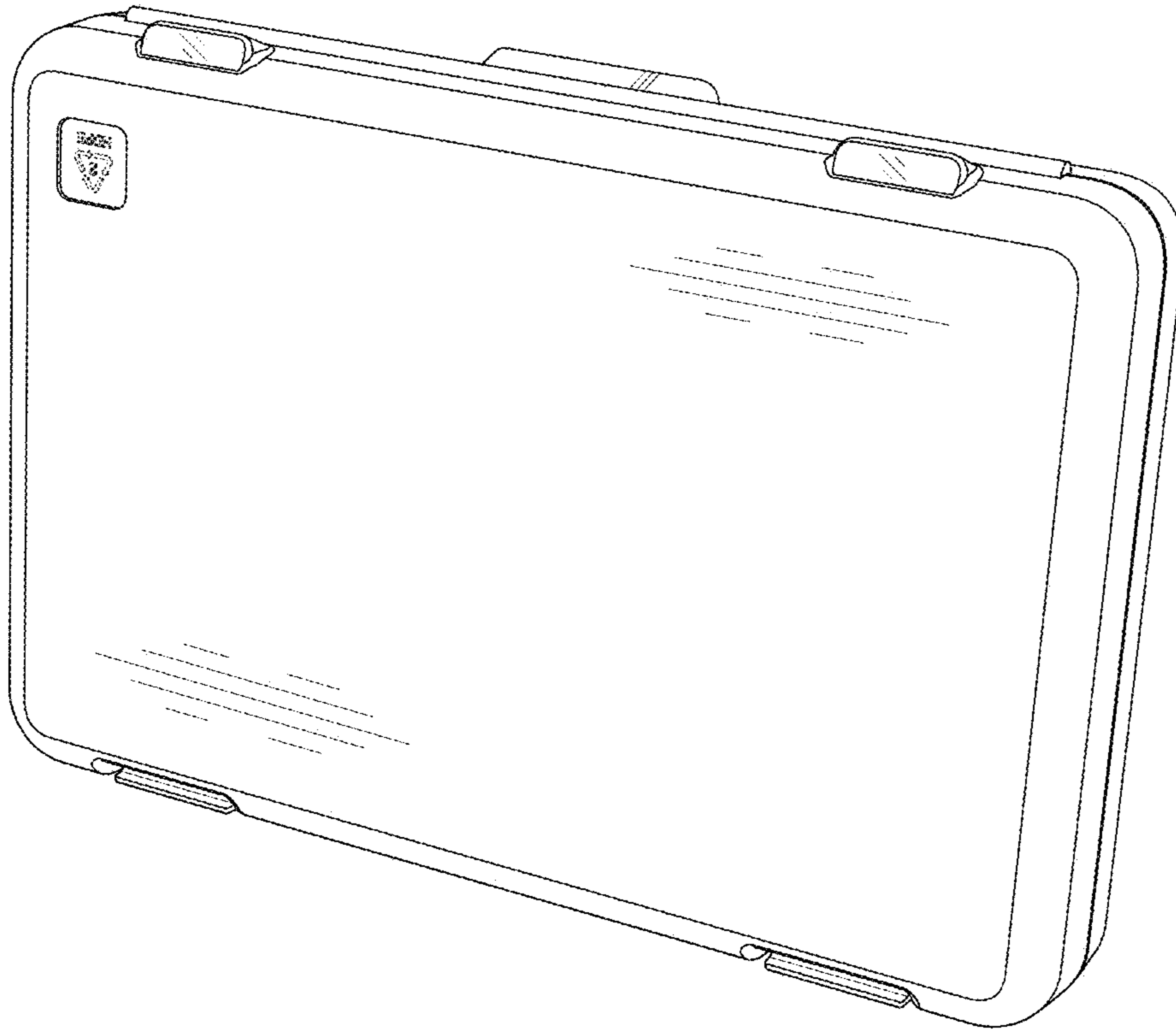


FIG.8