



US00D932178S

(12) **United States Design Patent** (10) **Patent No.:** **US D932,178 S**  
**Berenguer** (45) **Date of Patent:** **\*\* Oct. 5, 2021**

(54) **WRIST SASH WITH COMPARTMENT**

(71) Applicant: **Lynda Mary Berenguer**, Santa Ana, CA (US)

(72) Inventor: **Lynda Mary Berenguer**, Santa Ana, CA (US)

(\*\*) Term: **15 Years**

(21) Appl. No.: **29/721,872**

(22) Filed: **Jan. 23, 2020**

(51) **LOC (13) Cl.** ..... **03-01**

(52) **U.S. Cl.**  
USPC ..... **D3/215; D2/610**

(58) **Field of Classification Search**  
USPC ..... D3/215, 221, 224, 226; D2/500-502, D2/508, 610, 865-866, 874, 877, 758; 224/219, 222, 267, 269  
CPC .... A41D 20/00; A41D 13/0012; A41D 23/00; A41C 11/182; A45C 13/023; A45F 5/00; A45F 2005/008; A45F 2200/05; A45F 2200/0516  
See application file for complete search history.

(56) **References Cited**

**U.S. PATENT DOCUMENTS**

2,870,448	A	1/1959	Rosenthal	
4,109,321	A	8/1978	Shapiro	
4,641,655	A	2/1987	Abt	
5,025,508	A	6/1991	Duncan	
5,072,598	A	12/1991	Dibrell	
5,088,549	A	2/1992	Schneider	
5,265,669	A	11/1993	Schneider	
D356,887	S *	4/1995	Revson	D28/41
D358,932	S *	6/1995	Barton	D2/946
D414,027	S *	9/1999	Andrews	D2/978
6,567,991	B1 *	5/2003	Holslag	A41D 20/00 2/171
D485,969	S *	2/2004	Wade	D2/894
D636,153	S *	4/2011	Schrab	D2/881

D713,137	S *	9/2014	Wahib	D3/215
D718,522	S *	12/2014	Larsen	D3/215
9,149,078	B1	10/2015	Curtin	
D767,851	S *	10/2016	Stewart	D2/610
D892,430	S *	8/2020	Gokcidem	D2/500
2005/0039242	A1	2/2005	Edmondson	
2005/0125878	A1	6/2005	Bjelland	
2006/0129212	A1	6/2006	Halvorson et al.	
2008/0184996	A1	8/2008	Colorado	
2013/0061370	A1	3/2013	Ezell	
2015/0201687	A1	7/2015	Graves	
2015/0230527	A1	8/2015	Branson	
2017/0208881	A1	7/2017	Leathers	

(Continued)

*Primary Examiner* — Catherine R Oliver-Garcia  
(74) *Attorney, Agent, or Firm* — Entralta P.C.; Justin G. Sanders; Peter D. Weinstein

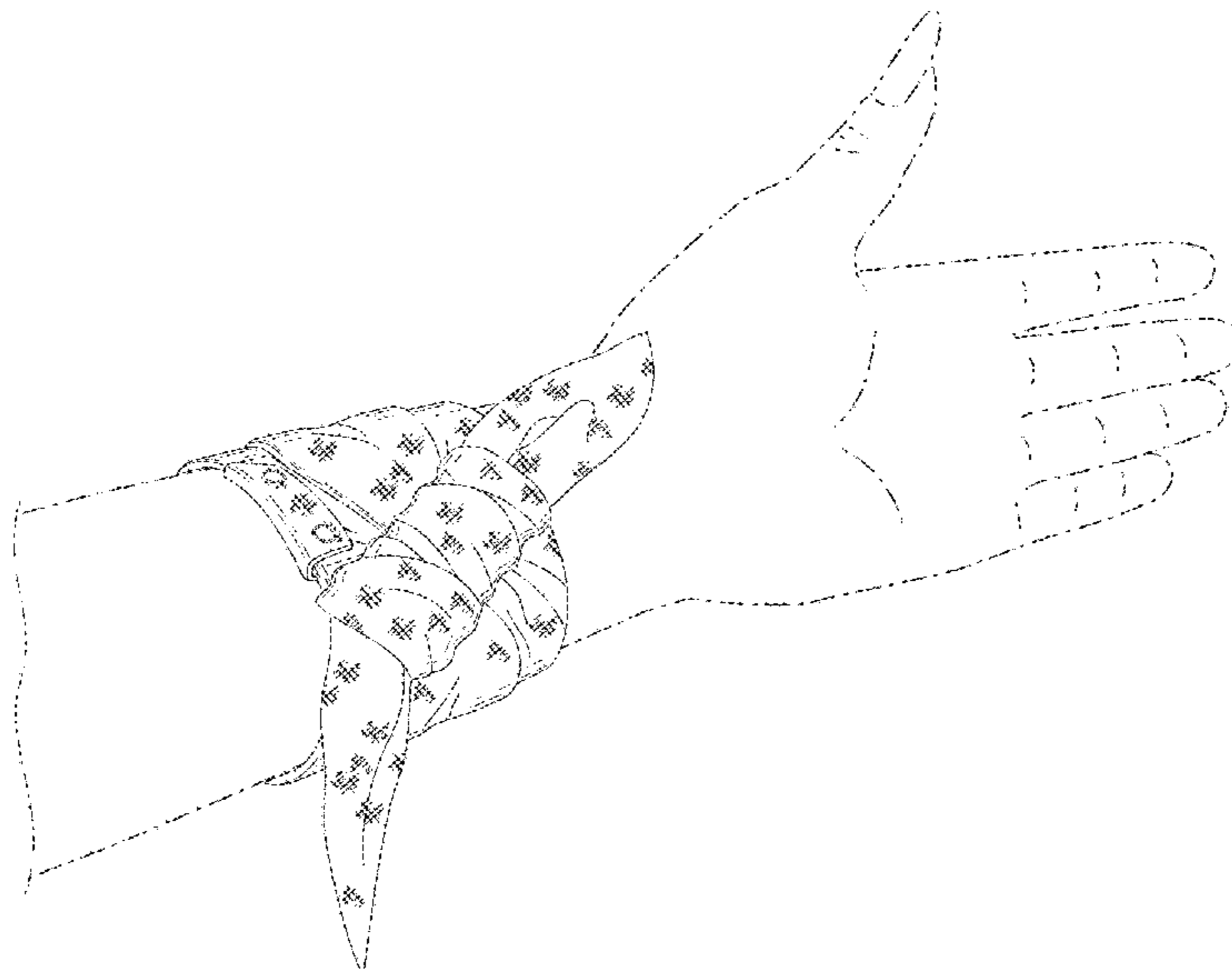
(57) **CLAIM**

The ornamental design for a wrist sash with compartment, as shown and described.

**DESCRIPTION**

FIG. 1 is a front view of my new wrist sash with compartment design;  
FIG. 2 is a rear view thereof;  
FIG. 3 is a top view thereof;  
FIG. 4 is a bottom side view thereof;  
FIG. 5 is a left side view thereof;  
FIG. 6 is a right side view thereof;  
FIG. 7 is a perspective view thereof, showing exemplary items partially positioned within a compartment portion thereof; and,  
FIG. 8 is a further perspective view thereof as wrapped around and removably engaged with a wrist of a user.  
The broken lines shown are included only for the purpose of illustrating unclaimed portions of the article along with environmental subject matter, and form no part of the claimed design.

**1 Claim, 3 Drawing Sheets**



(56)

**References Cited**

U.S. PATENT DOCUMENTS

2017/0215499 A1 \* 8/2017 Sobers ..... A41D 23/00  
2020/0085126 A1 3/2020 Barnes

\* cited by examiner

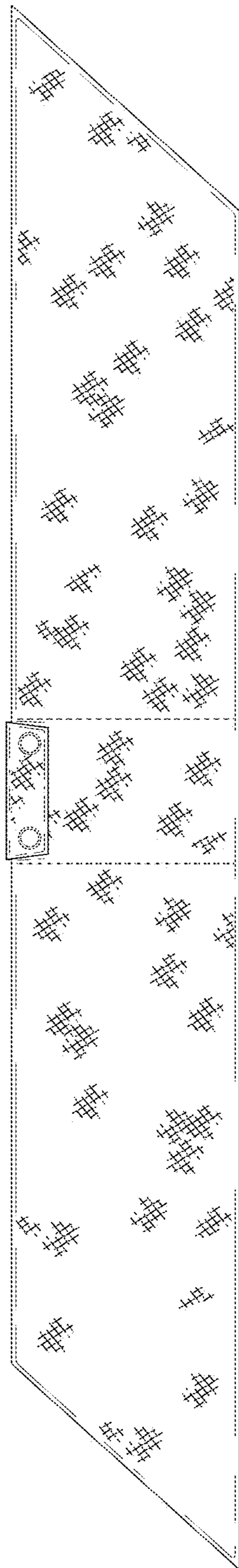


Fig. 1

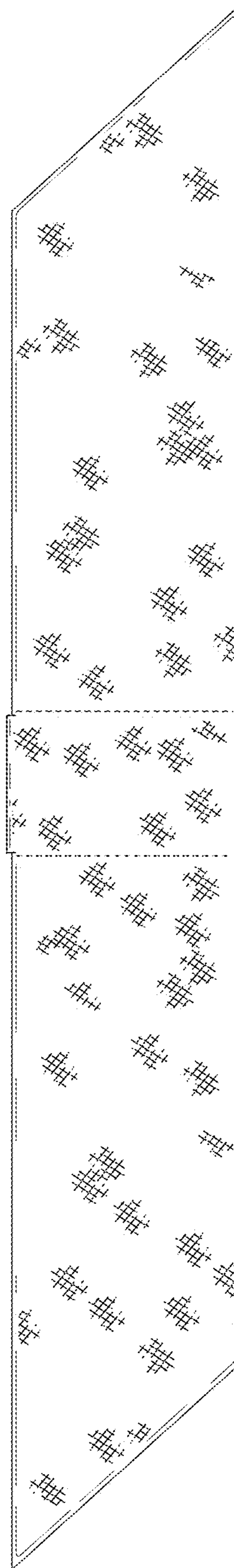



Fig. 2



*Fig. 3*

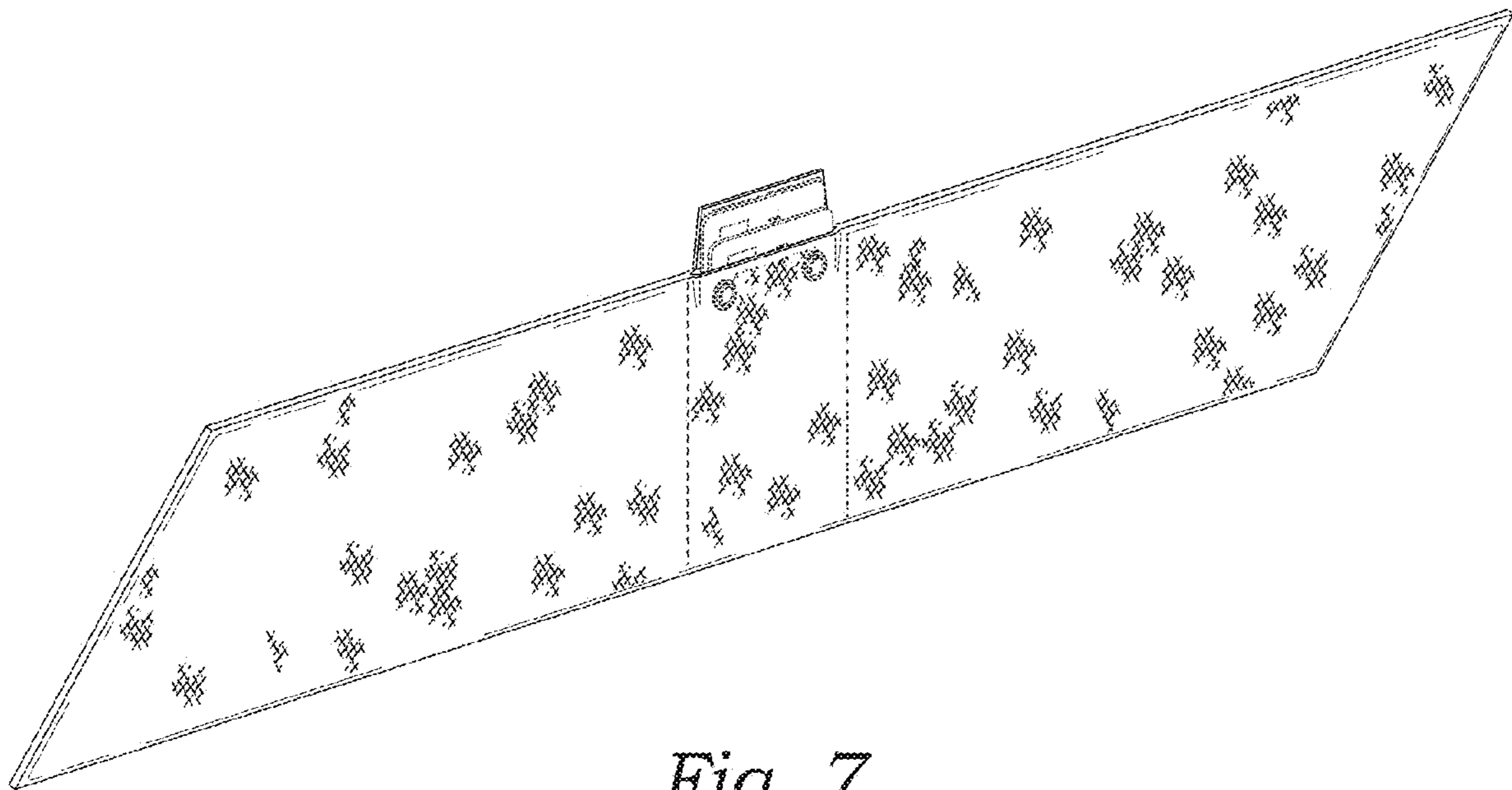


*Fig. 4*

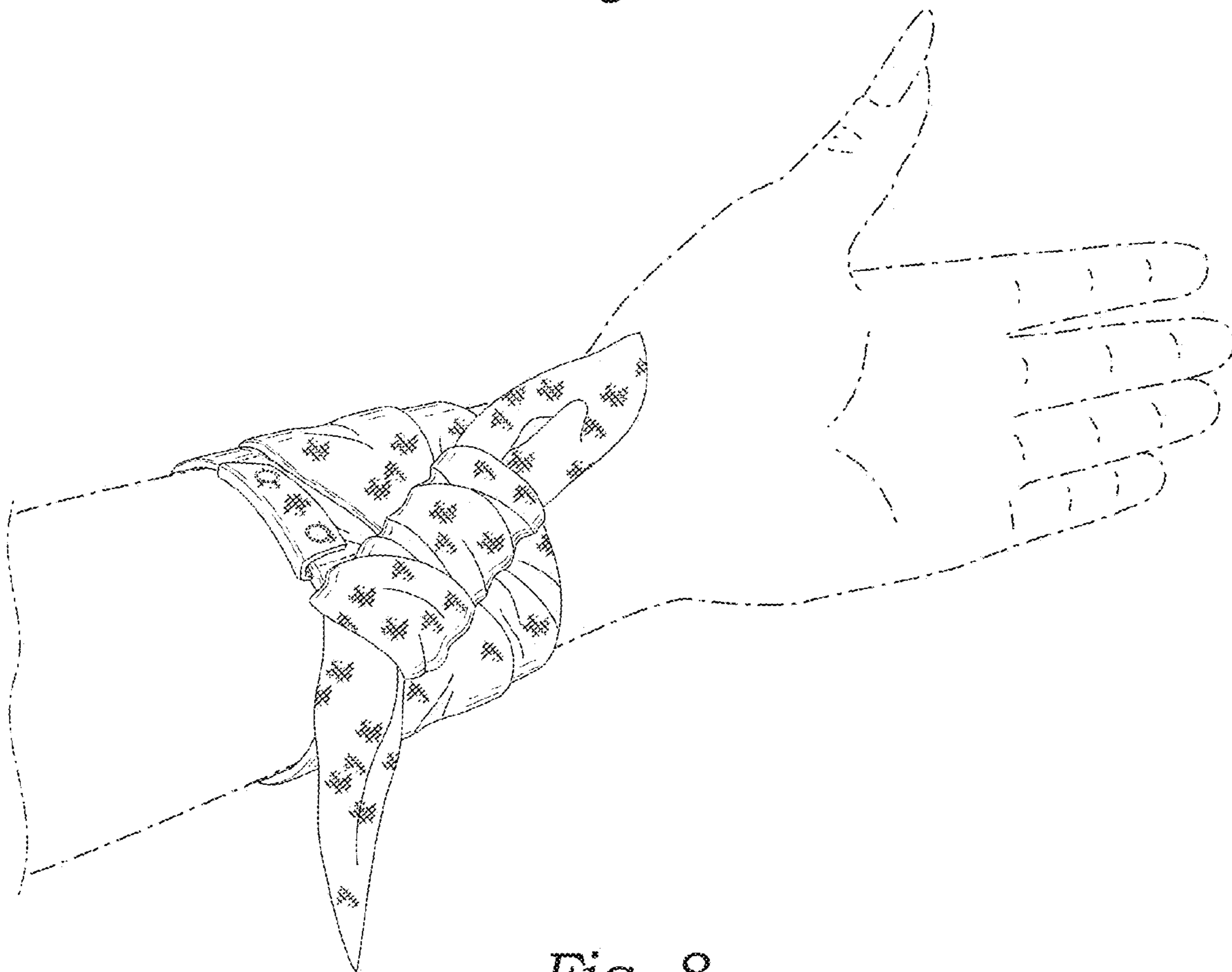


*Fig. 5*

*Fig. 6*



*Fig. 7*



*Fig. 8*