



US00D932138S

(12) **United States Design Patent** (10) **Patent No.:** **US D932,138 S**
Harris et al. (45) **Date of Patent:** **** Oct. 5, 2021**

(54) **PANTS**

(71) Applicant: **NIKE, Inc.**, Beaverton, OR (US)

(72) Inventors: **Charlotte Harris**, Portland, OR (US);
Carrie Mcknelly, New York, NY (US)

(73) Assignee: **NIKE, Inc.**, Beaverton, OR (US)

(**) Term: **15 Years**

(21) Appl. No.: **29/705,204**

(22) Filed: **Sep. 10, 2019**

(51) **LOC (13) Cl.** **02-02**

(52) **U.S. Cl.**
USPC **D2/742**

(58) **Field of Classification Search**
USPC D2/742, 731, 738
CPC . A41D 1/06; A41D 1/08; A41D 1/084; A41D
1/089

See application file for complete search history.

(56) **References Cited**

U.S. PATENT DOCUMENTS

D743,671 S	*	11/2015	Walter	D2/738
D747,592 S		1/2016	Hammer et al.		
D750,348 S	*	3/2016	Hammer	D2/742
D762,946 S		8/2016	McArthur et al.		
D765,353 S		9/2016	Darby		
D772,535 S		11/2016	McArthur et al.		
D773,778 S		12/2016	Darby		
D775,787 S		1/2017	Darby		
D775,791 S		1/2017	Darby		
D779,786 S		2/2017	McArthur et al.		
D780,405 S		3/2017	Wenzel		
D781,529 S	*	3/2017	Darmour	D2/742
D799,158 S		10/2017	Carey et al.		
D821,705 S		7/2018	Darmour et al.		
D860,590 S	*	9/2019	Lomax	D2/742
D911,670 S	*	3/2021	Touidjine-Williams	D2/742

D918,535 S	*	5/2021	Ingram	D2/742
2016/0353811 A1	*	12/2016	Wallace	A41D 1/084
2020/0170326 A1	*	6/2020	Furuya	A41B 11/003

OTHER PUBLICATIONS

MOHUACHI High Waist Tummy Control Yoga Pants. posted Oct. 28, 2020 [online], (retrieved May 12, 2021). Retrieved from the internet, https://www.amazon.com/dp/B08P18X3CZ/ref=sspa_dk_detail_0?psc=1&pd_rd_i=B08P18X3CZ&pd_rd_w=iBIU5&pf_rd_p=cbc856ed-1371-4f23-b89d%E2%80%A6 (Year: 2020).*
U.S. Appl. No. 29/705,207.
U.S. Appl. No. 29/759,658.

* cited by examiner

Primary Examiner — Kevin K Rudzinski

Assistant Examiner — J. Thorn, Sr.

(74) *Attorney, Agent, or Firm* — Banner & Witcoff, Ltd.

(57) **CLAIM**

The ornamental design for pants, as shown and described.

DESCRIPTION

FIG. 1 is a front left perspective view of pants showing my new design;

FIG. 2 is a front right perspective view thereof;

FIG. 3 is a rear perspective view thereof;

FIG. 4 is a front view thereof;

FIG. 5 is a left side view thereof;

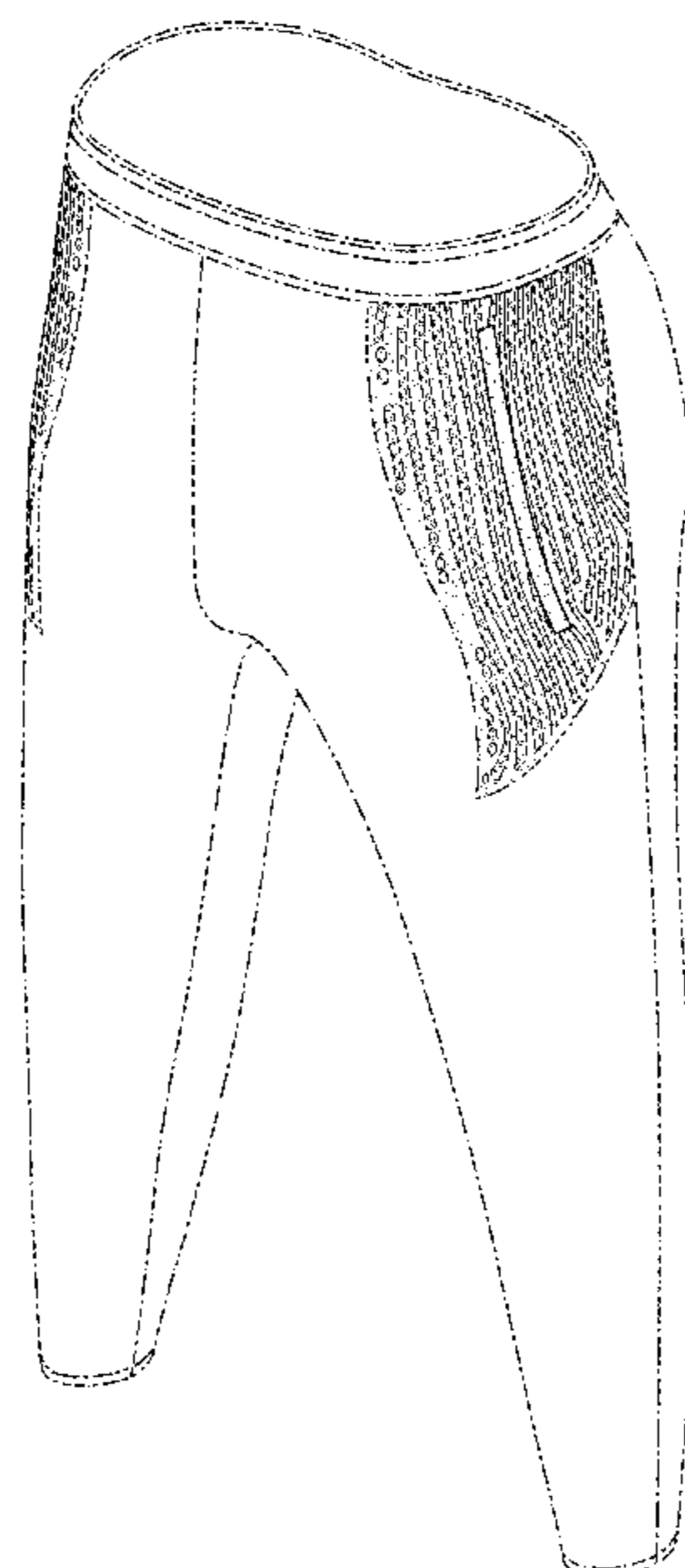
FIG. 6 is a right side view thereof;

FIG. 7 is an enlarged view of the design shown in FIG. 5 with environment removed for clarity; and,

FIG. 8 is an enlarged view of the design shown in FIG. 6 with environment removed for clarity.

The broken lines immediately adjacent to the shaded area define the bounds of the claimed design and form no part thereof. The broken lines depicting the remainder of the pants show features that form no part of the claimed design.

1 Claim, 8 Drawing Sheets



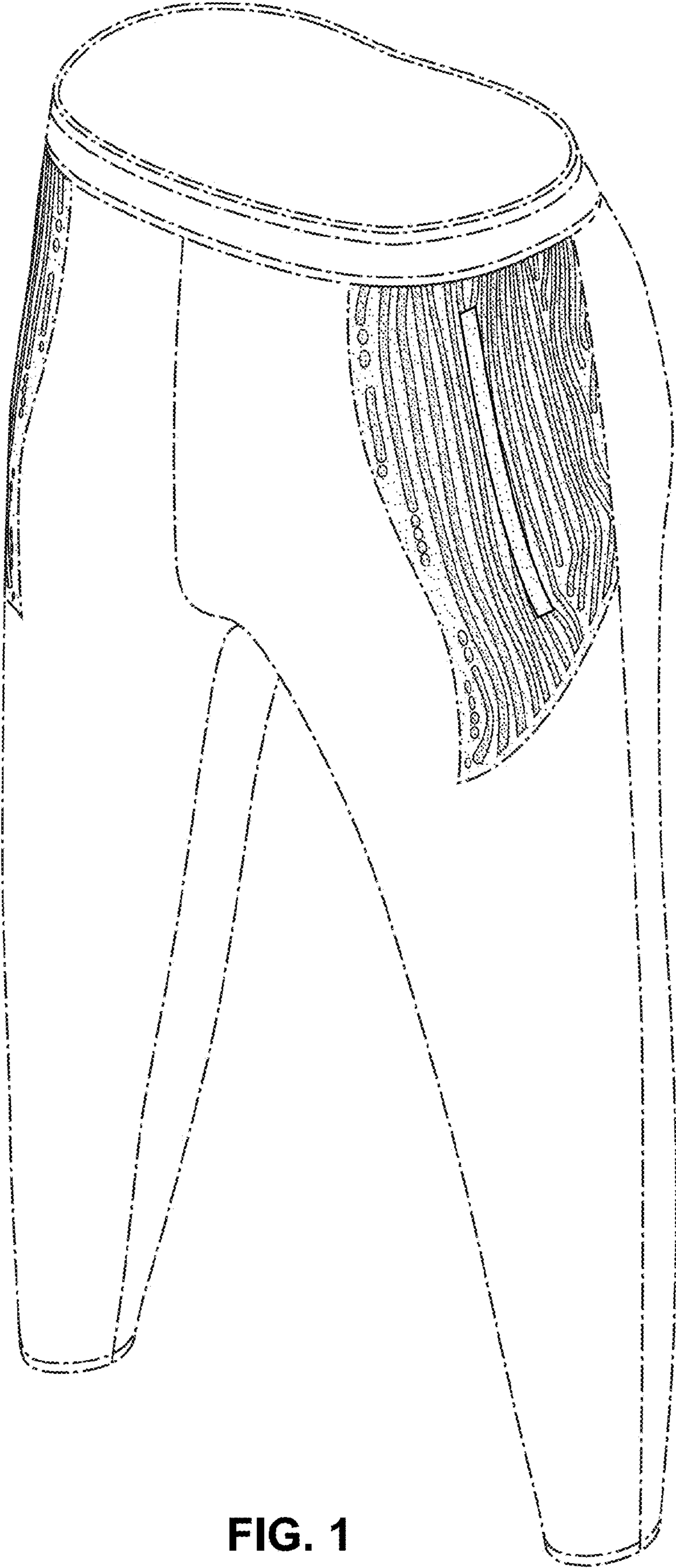


FIG. 1

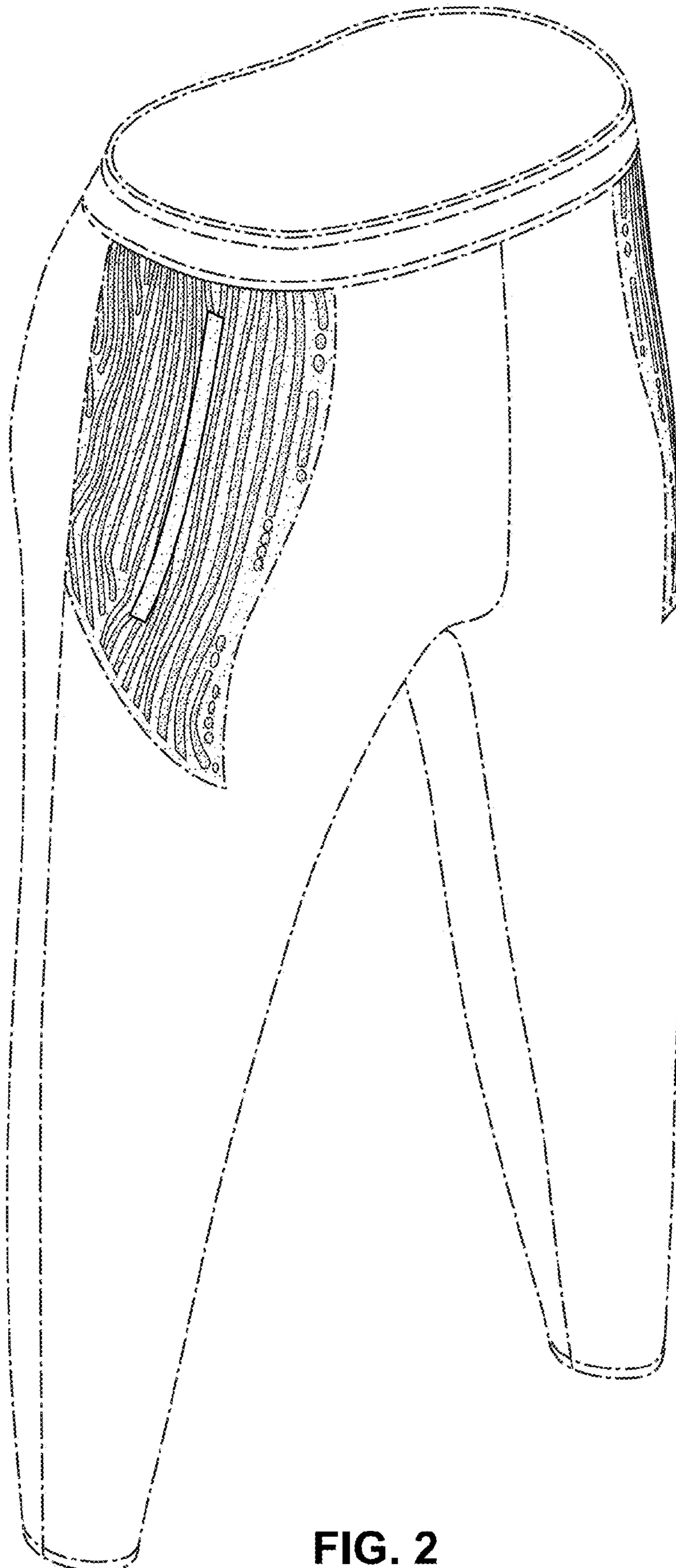


FIG. 2

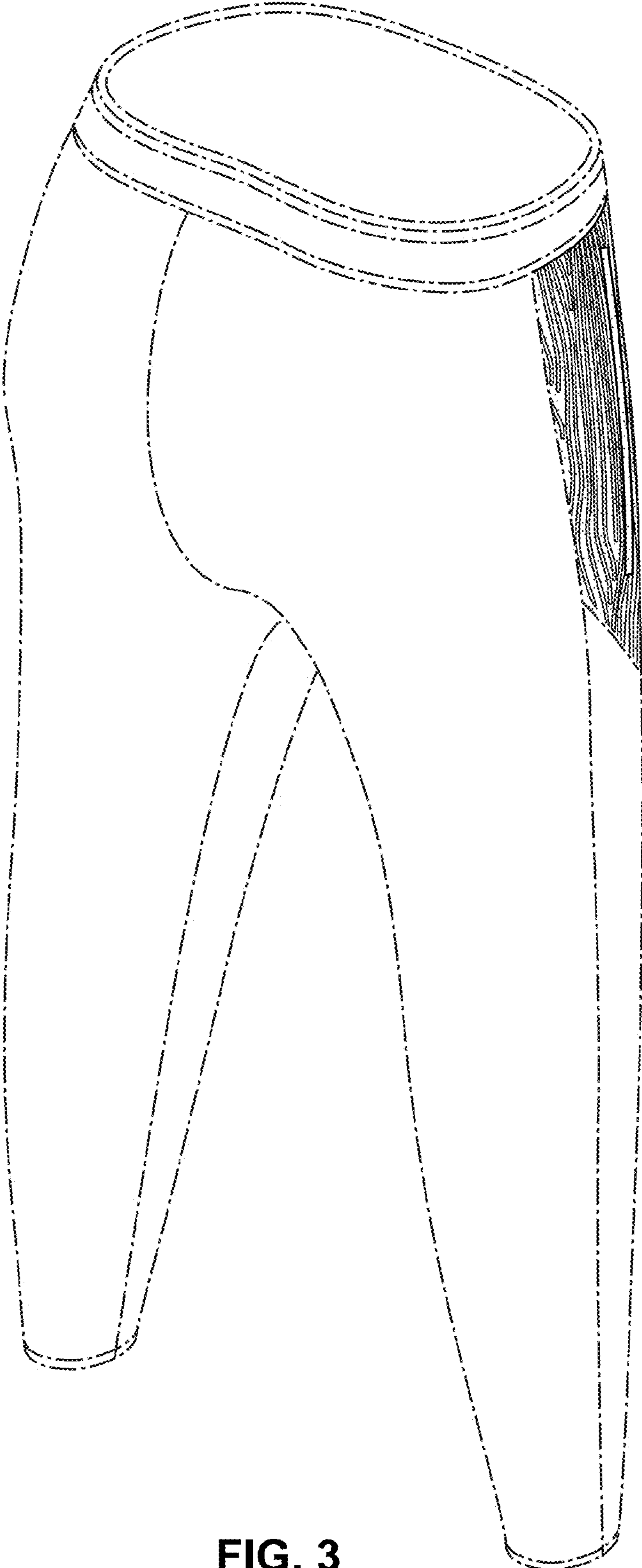


FIG. 3

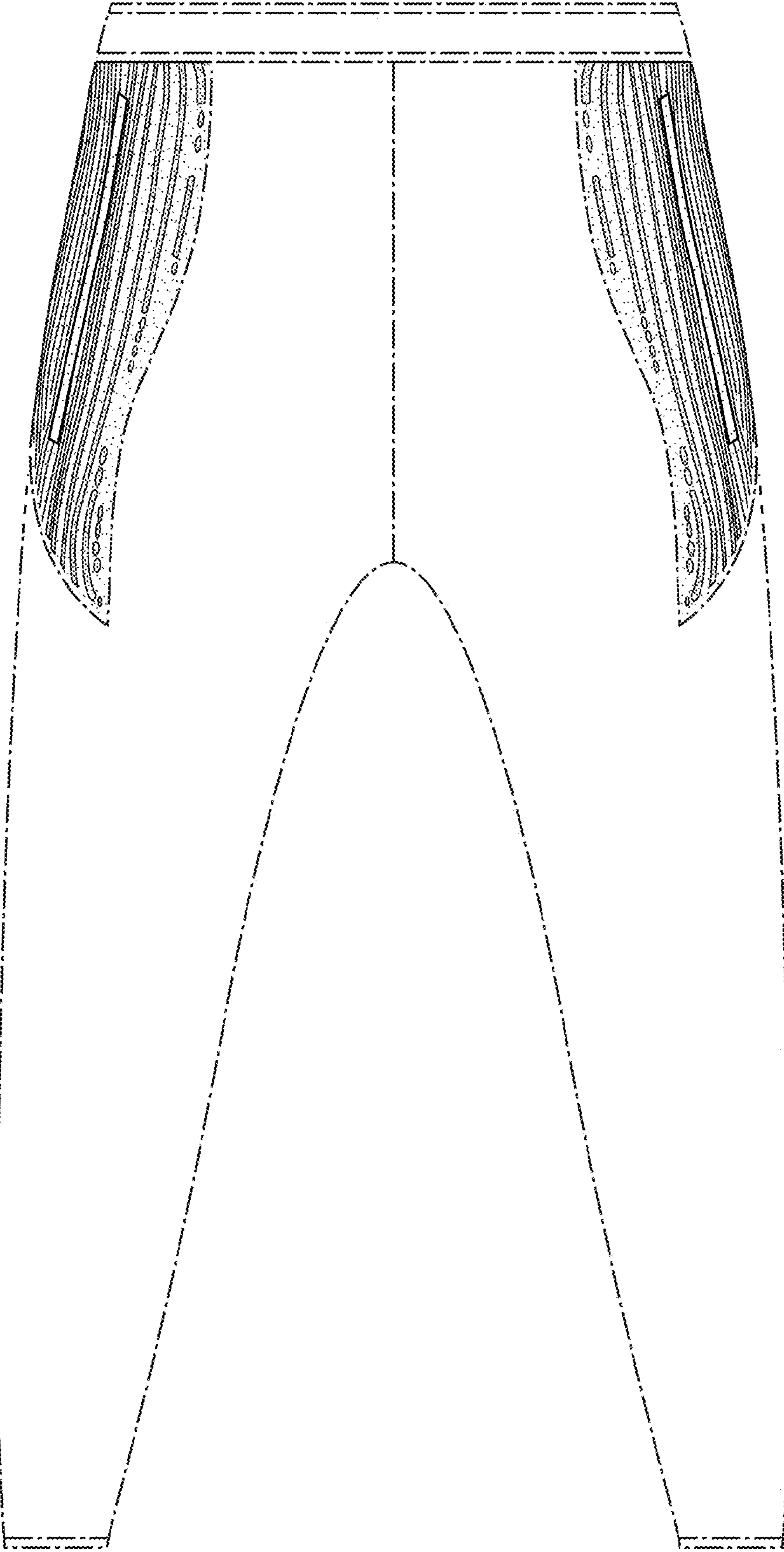


FIG. 4

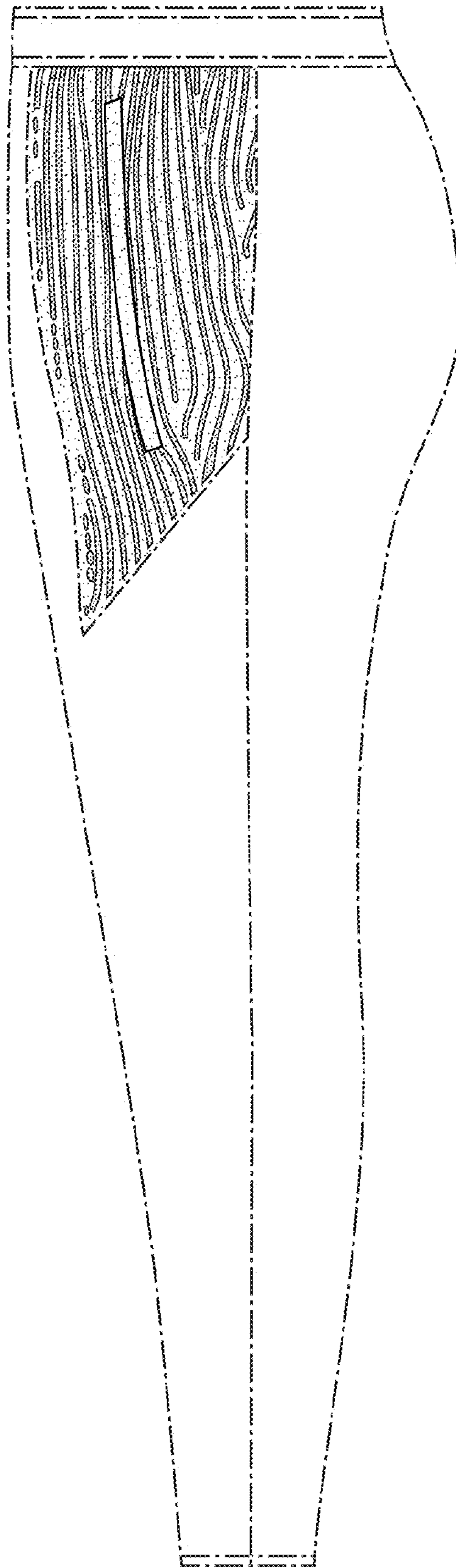


FIG. 5

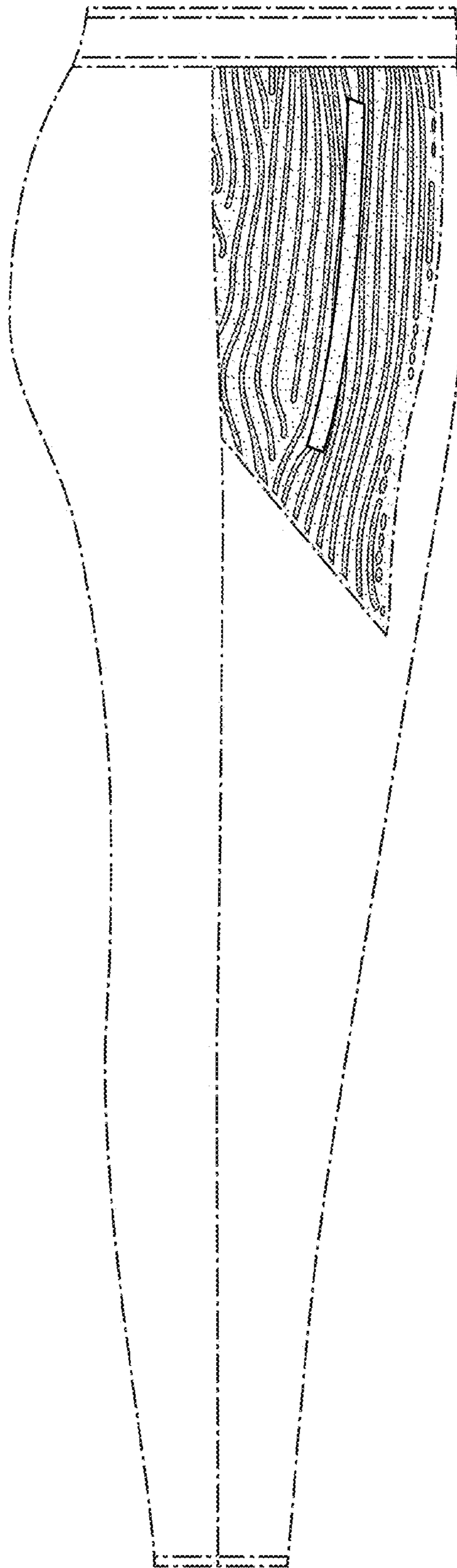


FIG. 6

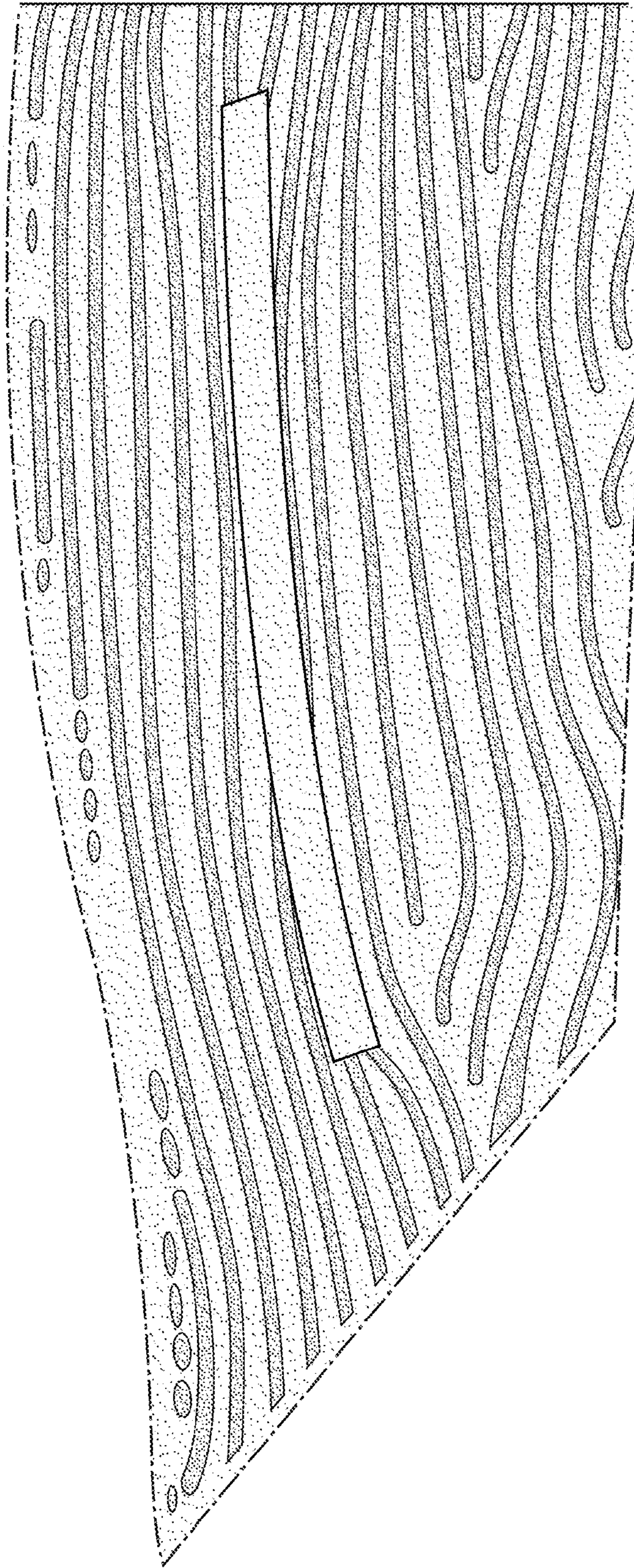


FIG. 7

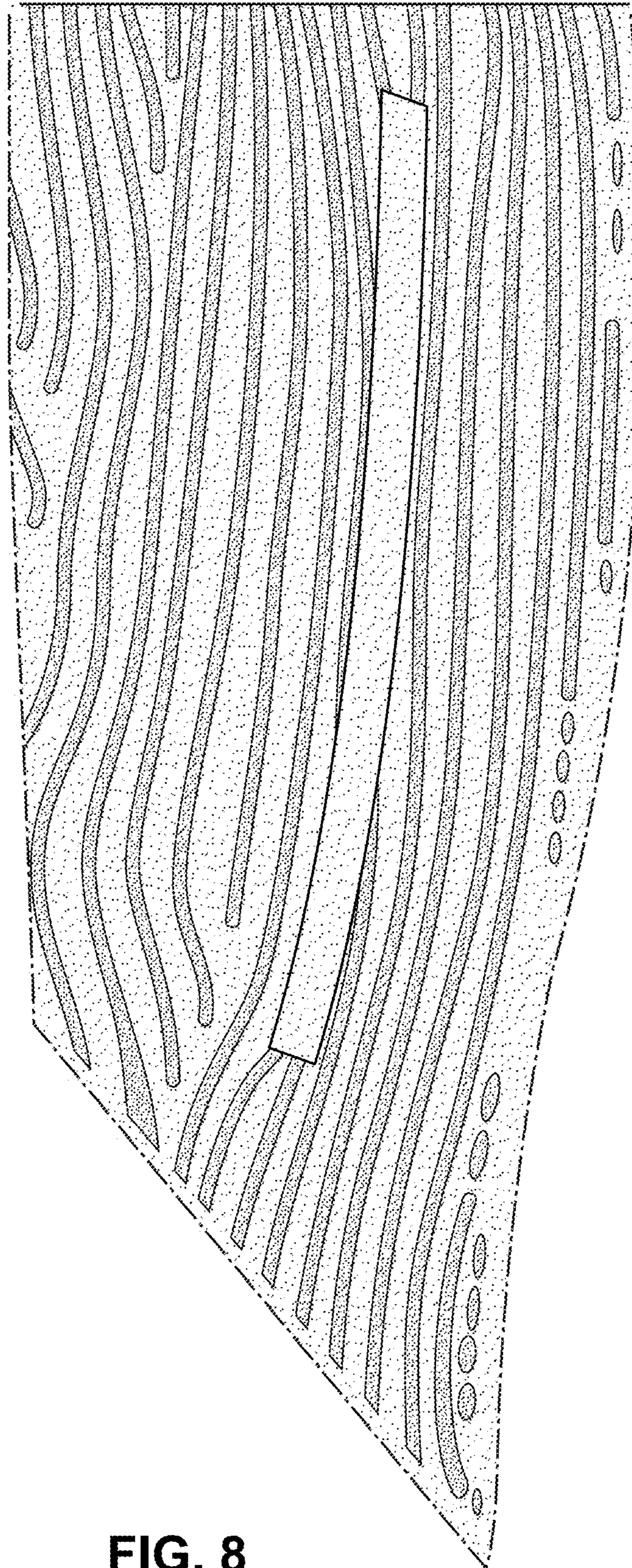


FIG. 8