



US00D932130S

(12) **United States Design Patent** (10) **Patent No.:** **US D932,130 S**  
**Gonzalez** (45) **Date of Patent:** **\*\* Sep. 28, 2021**

(54) **PALLET**

(71) Applicant: **COLUMBIA INSURANCE COMPANY, Omaha, NE (US)**

(72) Inventor: **Fidel Gonzalez, Dalton, GA (US)**

(73) Assignee: **COLUMBIA INSURANCE COMPANY, Omaha, NE (US)**

(\*\*) Term: **15 Years**

(21) Appl. No.: **29/723,728**

(22) Filed: **Feb. 10, 2020**

(51) **LOC (13) Cl.** ..... **09-08**

(52) **U.S. Cl.**  
USPC ..... **D34/38**

(58) **Field of Classification Search**  
USPC ..... D34/38  
CPC ..... B65D 2519/00273; B65D 2519/00069;  
B65D 2519/00034; B65D 2519/00288;  
B65D 2519/00024; B65D 2519/00268  
See application file for complete search history.

(56) **References Cited**

**U.S. PATENT DOCUMENTS**

3,995,749	A *	12/1976	Haskins	.....	B65D 19/0014
					206/599
5,205,221	A *	4/1993	Melin	.....	B65D 19/0038
					108/51.3
D417,765	S *	12/1999	Morello	.....	D34/38
D647,685	S *	10/2011	Atkins	.....	D34/38
D650,546	S *	12/2011	MacDonald	.....	D34/38
D655,475	S *	3/2012	Lin	.....	D34/38
D822,308	S *	7/2018	Hunt, III	.....	D34/38
D855,463	S *	8/2019	Pentzer	.....	D9/456

D905,373	S *	12/2020	Spadavecchia	.....	D34/38
2003/0089285	A1 *	5/2003	Carson	.....	B65D 19/0018
					108/57.28
2005/0061211	A1 *	3/2005	Zeigler	.....	B65D 19/0012
					108/57.32
2011/0120353	A1 *	5/2011	Jensen	.....	B65D 19/0073
					108/57.25
2014/0099454	A1 *	4/2014	Roychoudhury	.....	B32B 3/22
					428/34.1
2014/0158025	A1 *	6/2014	Apps	.....	B29C 45/0003
					108/57.25
2020/0031522	A1 *	1/2020	Shawaf	.....	B29C 41/04

\* cited by examiner

*Primary Examiner* — Cynthia Ramirez

(74) *Attorney, Agent, or Firm* — Ballard Spahr LLP

(57) **CLAIM**

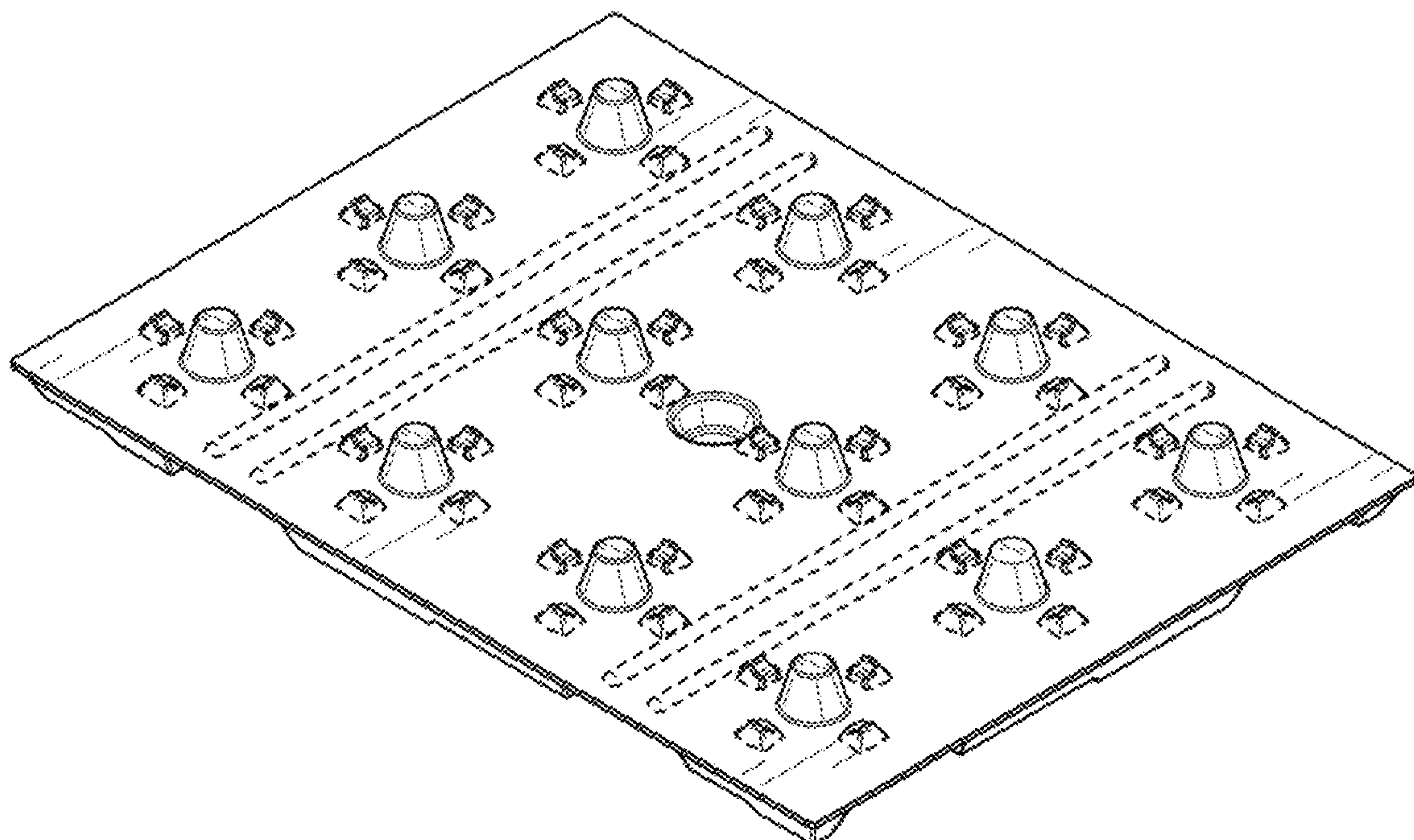
The ornamental design for a pallet, as shown and described.

**DESCRIPTION**

FIG. 1 is a top perspective view of a pallet showing my new design;  
FIG. 2 is a front elevational view thereof;  
FIG. 3 is a rear elevational view thereof;  
FIG. 4 is a right side plan view thereof;  
FIG. 5 is a left side plan view thereof;  
FIG. 6 is a top plan view thereof;  
FIG. 7 is a bottom plan view thereof; and,  
FIG. 8 is a cross-sectional view thereof, taken at line 8-8 of FIG. 7.

The broken lines in the figures show portions of the pallet that form no part of the claimed design. The dash-dot line in FIG. 7 shows the cross-sectional plane in which FIG. 8 is taken.

**1 Claim, 5 Drawing Sheets**



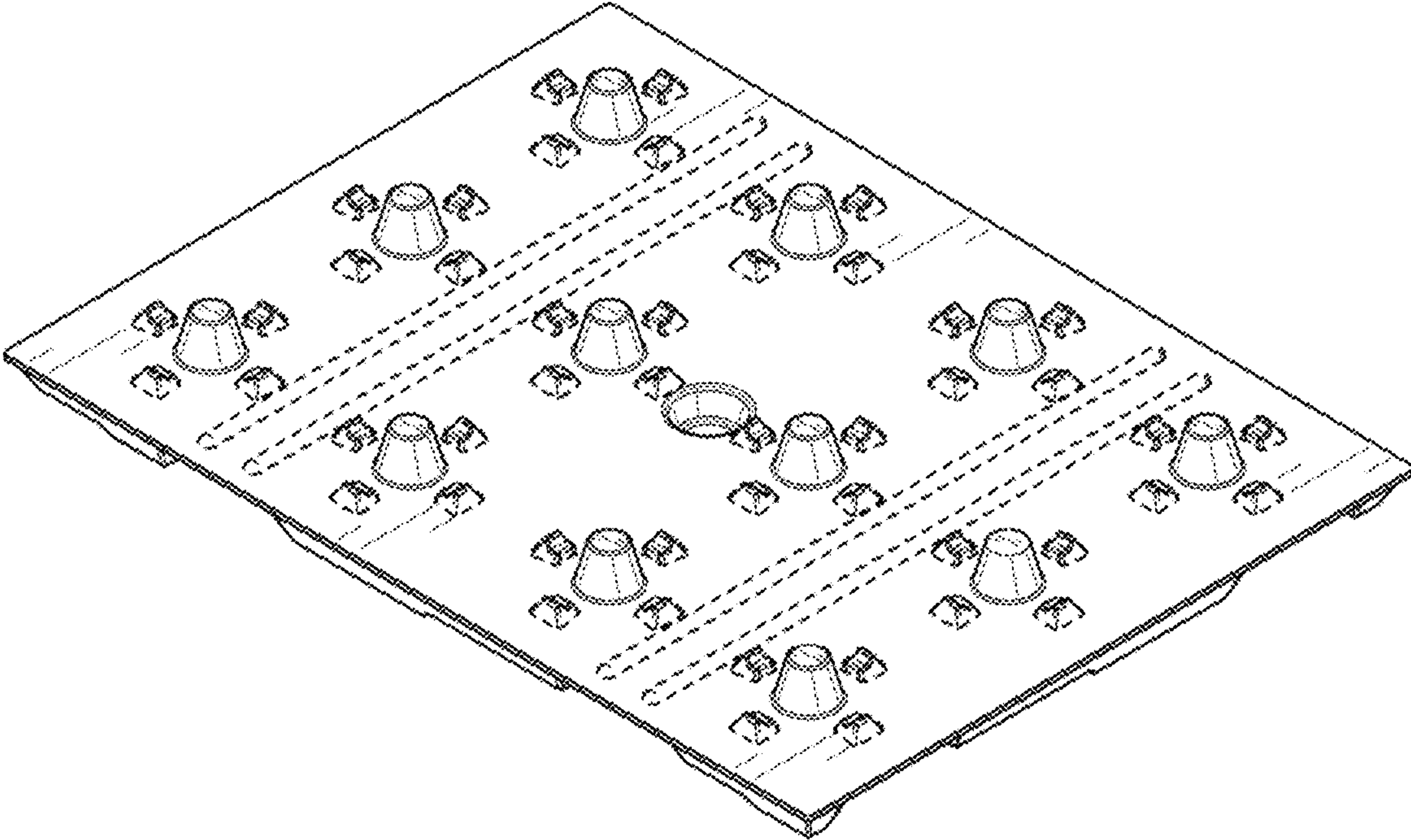


FIG. 1




FIG. 2



FIG. 3

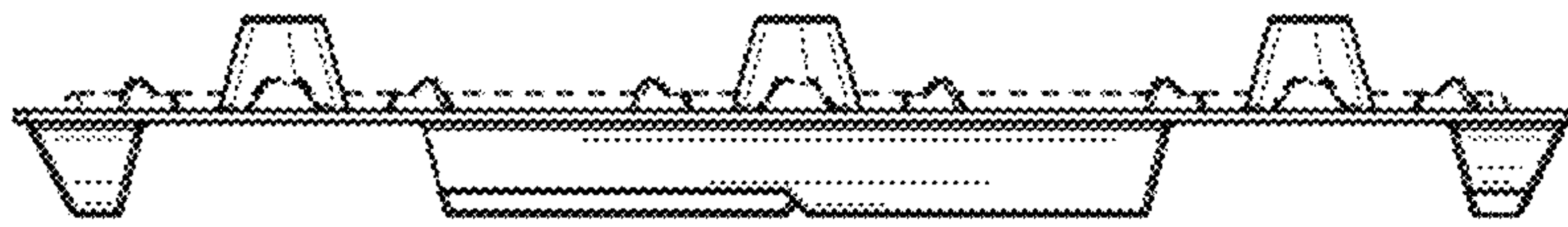


FIG. 4



FIG. 5



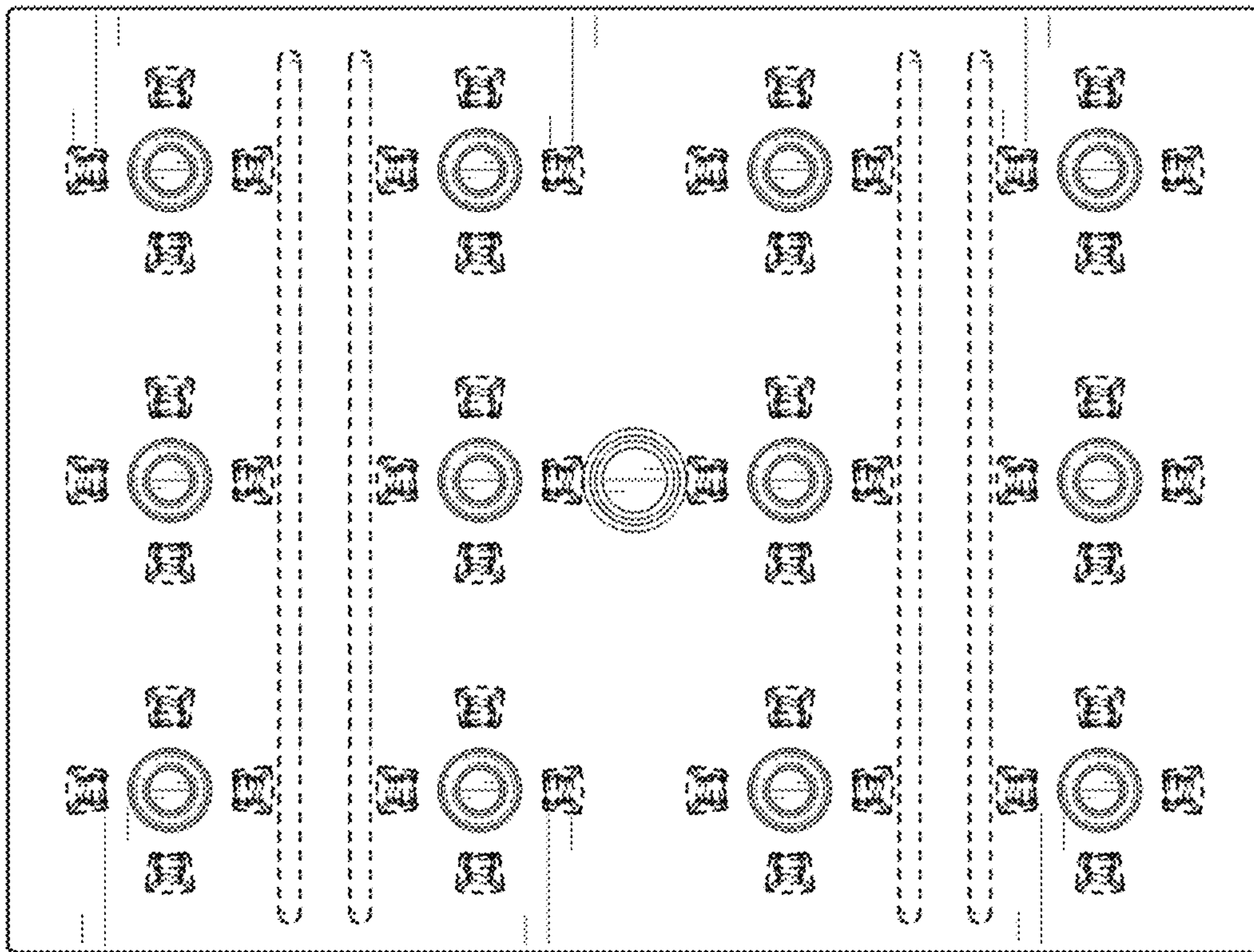


FIG. 6

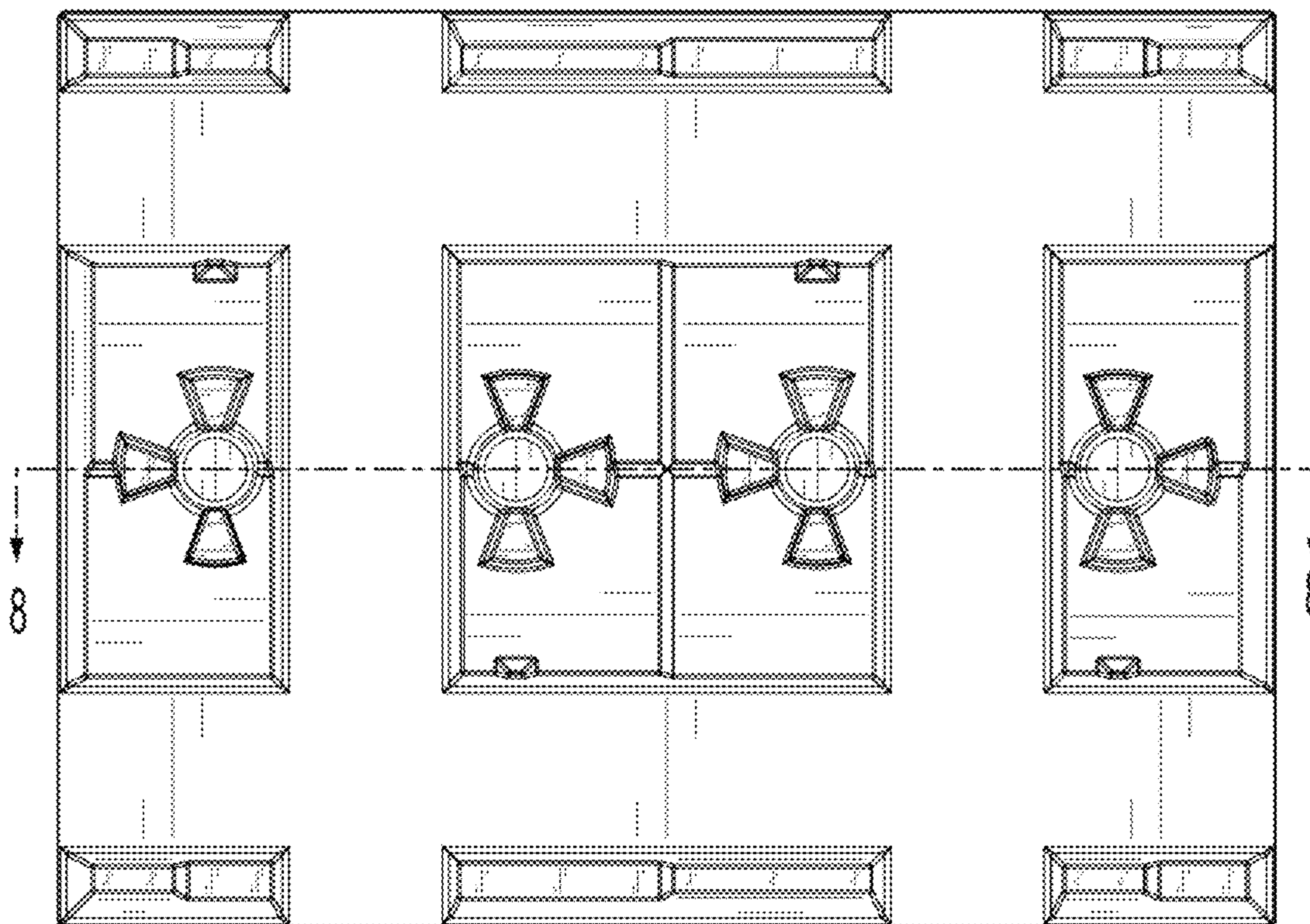


FIG. 7




FIG. 8