

US00D932127S

(12) **United States Design Patent** (10) **Patent No.:** **US D932,127 S**
He (45) **Date of Patent:** **** Sep. 28, 2021**

(54) **TRASH CAN**

(71) Applicant: **Jielin He**, Jiangmen (CN)

(72) Inventor: **Jielin He**, Jiangmen (CN)

(**) Term: **15 Years**

(21) Appl. No.: **29/724,737**

(22) Filed: **Feb. 19, 2020**

(30) **Foreign Application Priority Data**

Feb. 11, 2020 (CN) 202030049414.X

(51) **LOC (13) Cl.** **09-09**

(52) **U.S. Cl.**
USPC **D34/7**

(58) **Field of Classification Search**
USPC D34/1, 7, 8, 9, 10, 11
CPC B65F 1/163; B65F 1/1438; B65F 1/162;
B65F 1/1623; B65F 1/004; B65F 1/1473;
B65F 2240/138; B65F 1/002; B65F 1/16;
B65F 1/04; B65F 2230/134
See application file for complete search history.

(56) **References Cited**

U.S. PATENT DOCUMENTS

D586,068 S * 2/2009 Dretzka D34/7
D637,781 S * 5/2011 Vanhoof D34/7

D656,698 S * 3/2012 Quan D34/8
D774,269 S * 12/2016 Spadotto D34/8
D799,136 S * 10/2017 Cudworth D34/7
D854,771 S * 7/2019 Wang D34/9

* cited by examiner

Primary Examiner — Cynthia Ramirez

(74) *Attorney, Agent, or Firm* — Whiteford, Taylor & Preston, LLP; Peter J. Davis


(57) **CLAIM**

I claim the ornamental design for a trash can, as shown and described.

DESCRIPTION

FIG. 1 is a front perspective view of my new design of a trash can;
FIG. 2 is a rear perspective view thereof;
FIG. 3 is a front view thereof;
FIG. 4 is a rear view thereof;
FIG. 5 is a left-side view thereof;
FIG. 6 is a right-side view thereof;
FIG. 7 is a top view thereof; and,
FIG. 8 is a bottom view thereof.
The shade lines shown in the drawings indicate the character and contour of surfaces represented and should not be confused with surface ornamentation.

1 Claim, 8 Drawing Sheets






FIG. 1

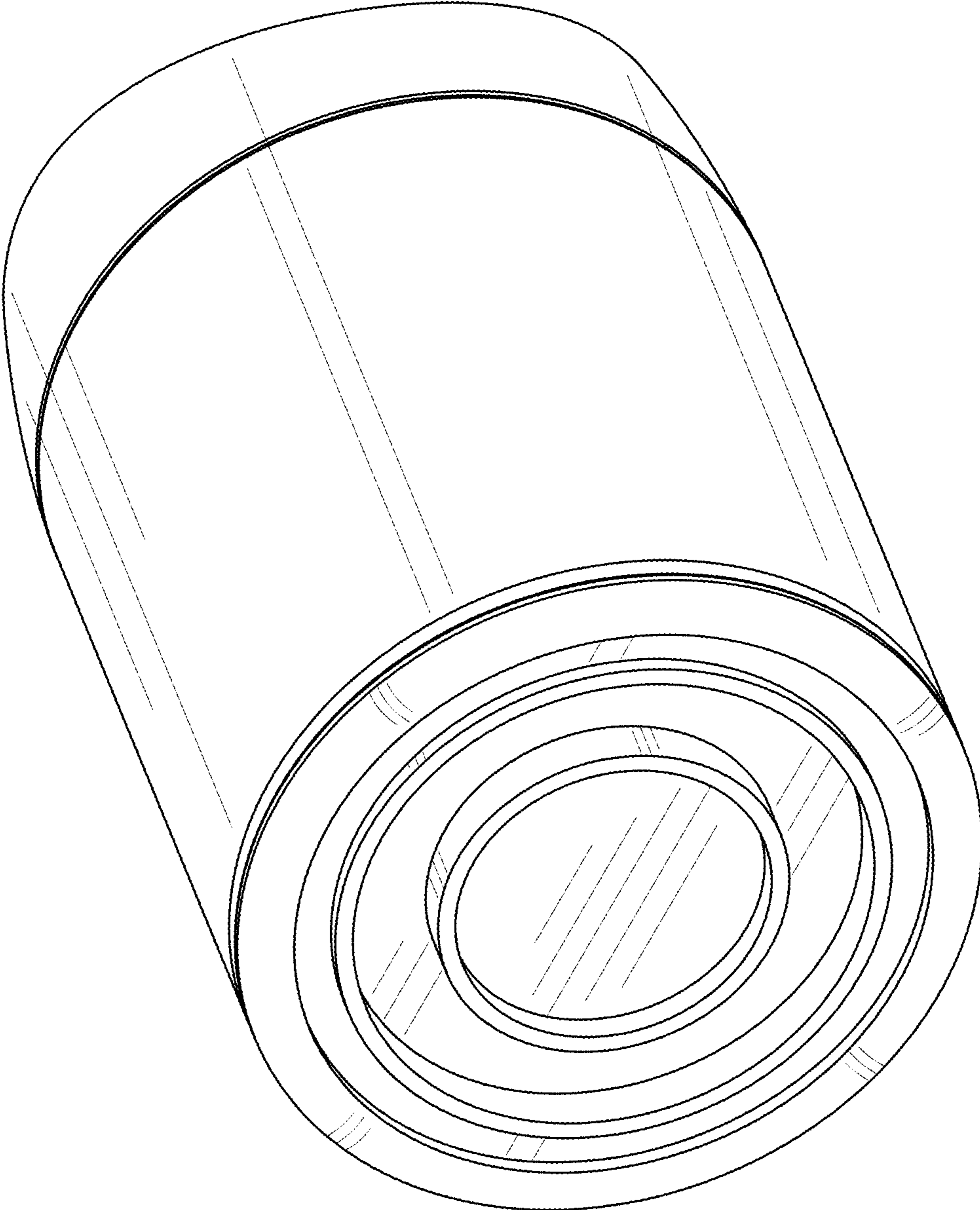


FIG. 2




FIG. 3

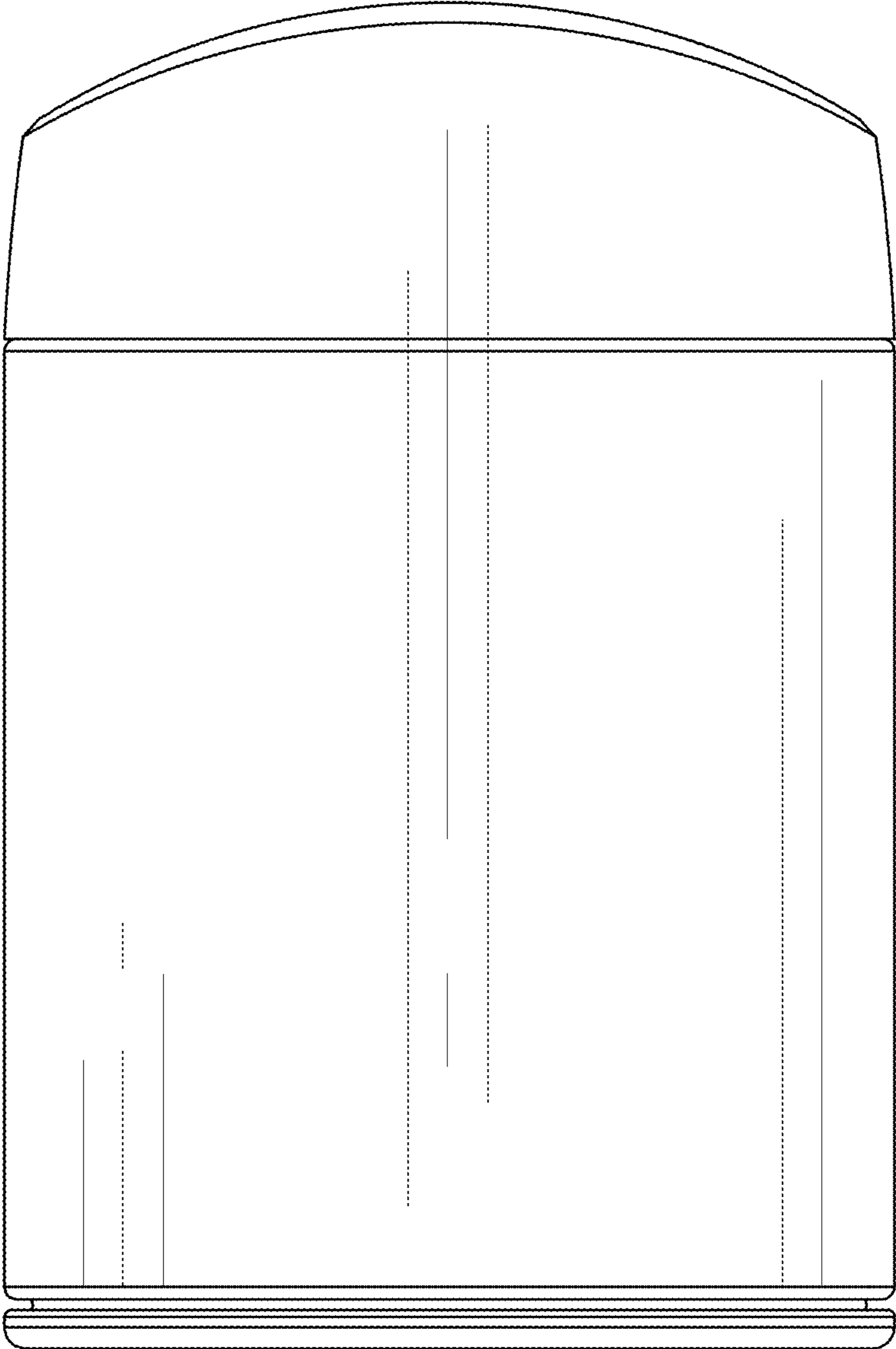


FIG. 4

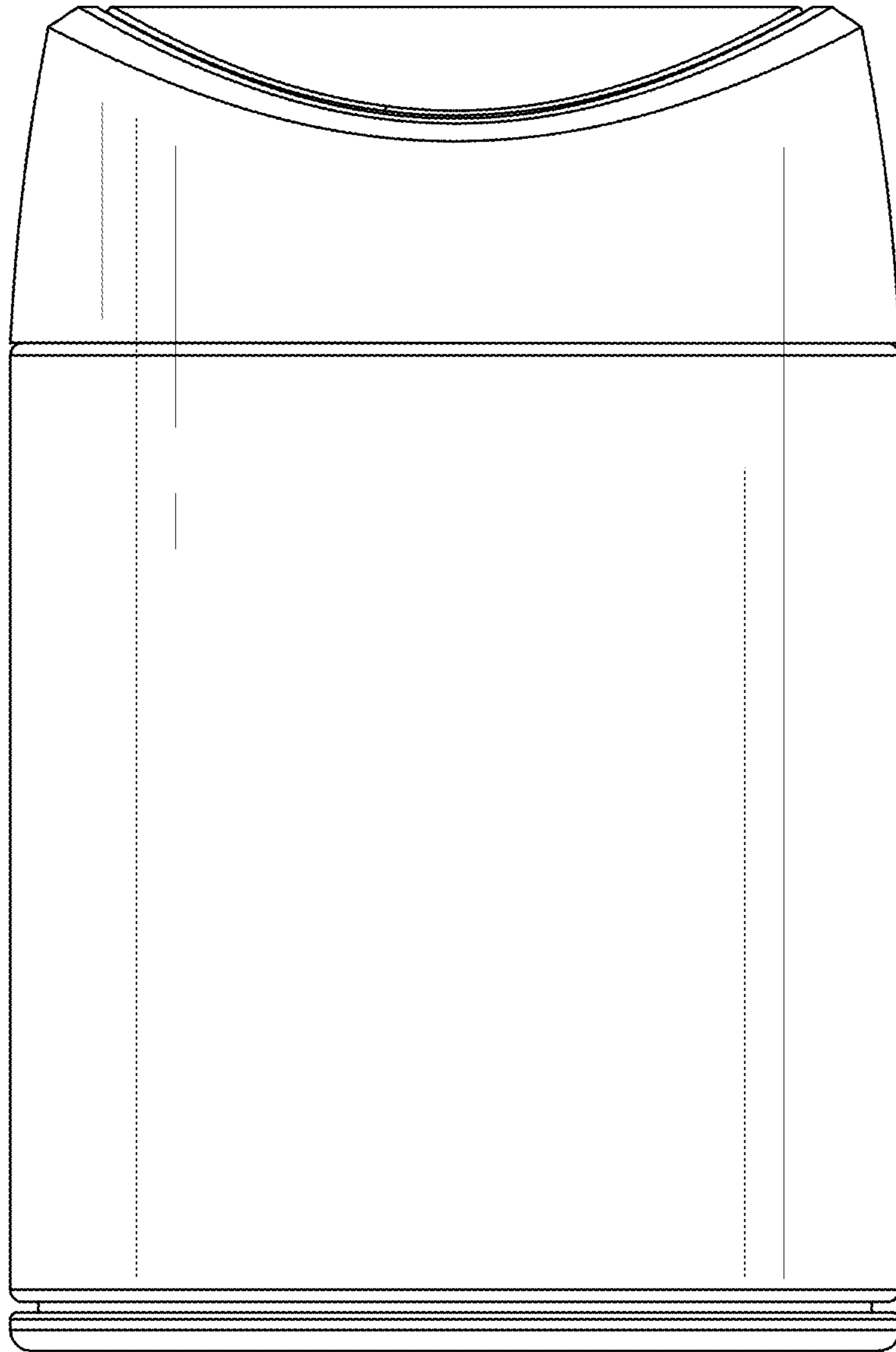


FIG. 5




FIG. 6

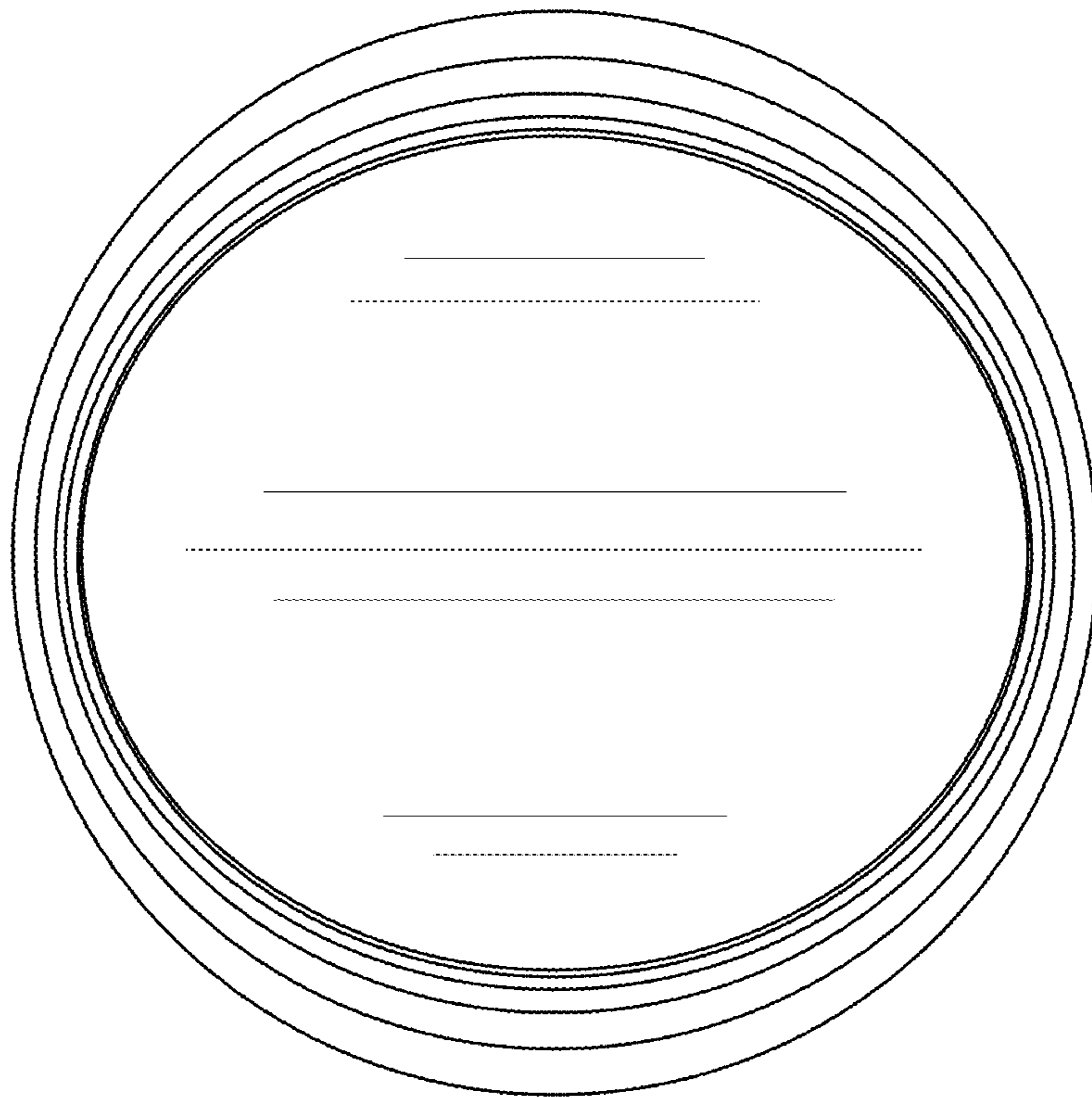


FIG. 7

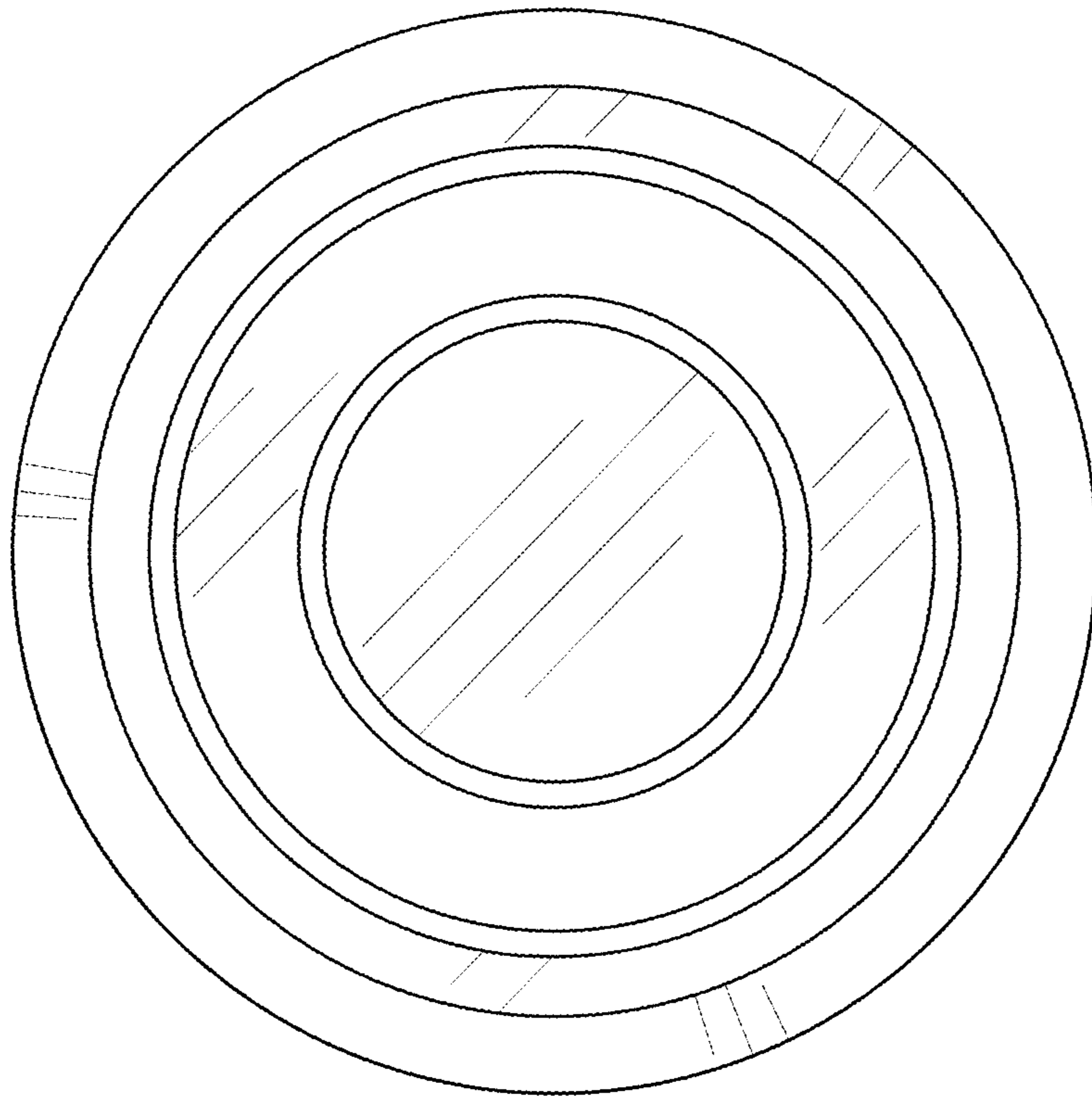


FIG. 8