



US00D932126S

(12) **United States Design Patent** (10) **Patent No.:** **US D932,126 S**
Libman et al. (45) **Date of Patent:** **** Sep. 28, 2021**

- (54) **CLEANING IMPLEMENT** D394,352 S 5/1998 Berti
5,819,356 A * 10/1998 Cann A47L 13/142
15/120.1
- (71) Applicant: **The Libman Company**, Arcola, IL (US) 5,890,253 A * 4/1999 Morad A47L 13/142
15/120.1
- (72) Inventors: **Aaron Libman**, Champaign, IL (US);
Robert J. Libman, Arcola, IL (US);
Roberto Pellacini, Torrechiara
Langhirano (IT) D414,342 S 9/1999 Ancona et al.
D424,399 S * 5/2000 Staton D8/107
6,085,378 A 7/2000 Petner
6,125,494 A 10/2000 Morad
D462,179 S 9/2002 Lai et al.
D469,614 S 2/2003 Libman
D474,869 S 5/2003 Libman
D479,024 S 8/2003 Libman
RE38,380 E * 1/2004 Libman A47L 13/142
15/120.1
- (73) Assignee: **The Libman Company**, Arcola, IL (US)
- (**) Term: **15 Years** (Continued)

- (21) Appl. No.: **29/727,884**
- (22) Filed: **Mar. 13, 2020**
- (51) **LOC (13) Cl.** **07-05**
- (52) **U.S. Cl.**
USPC **D32/50**
- (58) **Field of Classification Search**
USPC D4/137-138, 127; D32/45, 50-52;
D14/230
CPC A47L 17/04; A47L 17/00; A47L 13/16;
A47L 13/17; A47L 13/50; A47L 13/20;
A47L 13/00
See application file for complete search history.

(56) **References Cited**

U.S. PATENT DOCUMENTS

- D168,689 S * 1/1953 Jones D29/114
- D274,565 S * 7/1984 Smith, Jr. D32/44
- D290,892 S 7/1987 Slany
- 5,060,338 A * 10/1991 Yates A47L 13/14
15/119.2
- 5,581,839 A * 12/1996 Ferrell, Jr. A47L 13/42
15/143.1
- D387,526 S 12/1997 Berti et al.
- 5,724,694 A * 3/1998 Lewis A47L 13/144
15/119.1

FOREIGN PATENT DOCUMENTS

- CN 305547962 * 1/2020

Primary Examiner — John R Yeh

(74) *Attorney, Agent, or Firm* — Banner & Witcoff, Ltd.

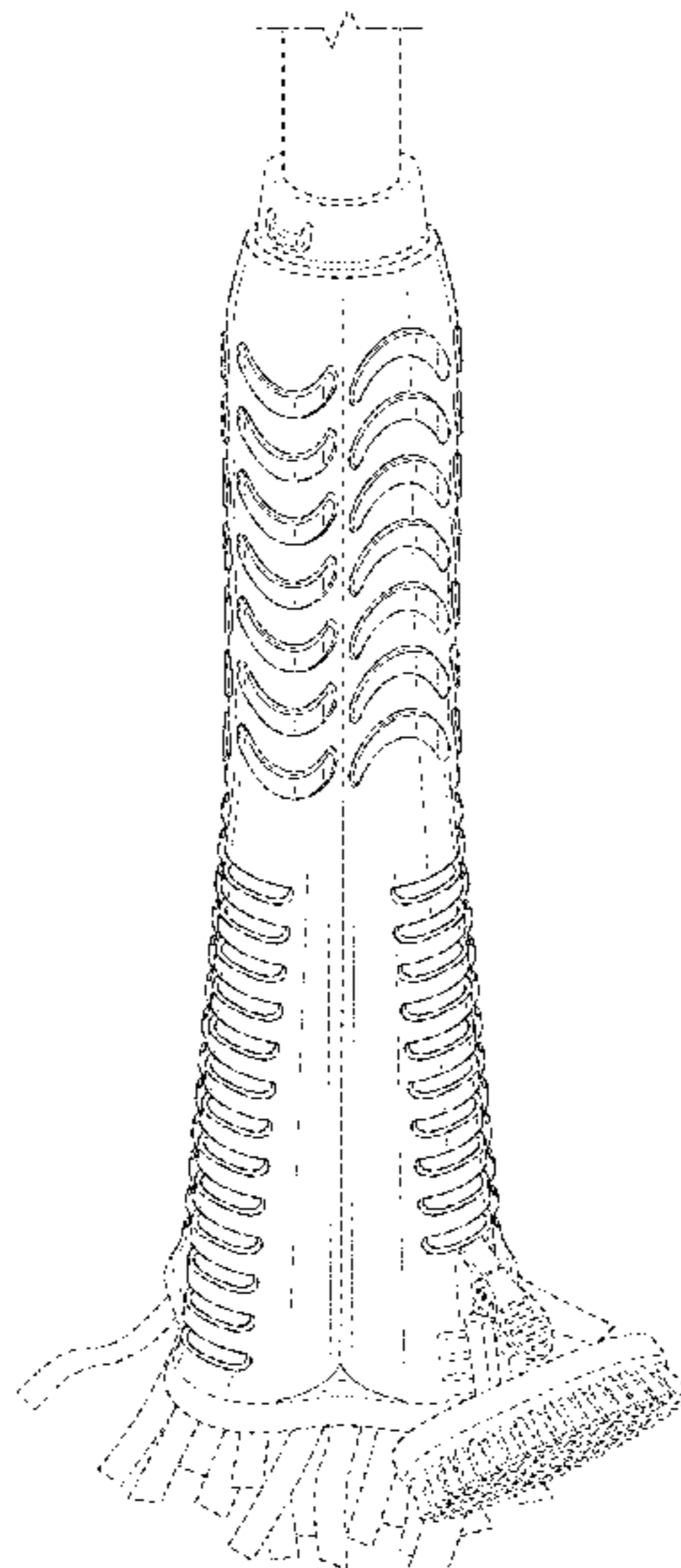
(57) **CLAIM**

The ornamental design for a cleaning implement, as shown and described.

DESCRIPTION

FIG. 1 is a perspective view of the claimed design;
 FIG. 2 is an alternative enlarged perspective view thereof, wherein some unclaimed subject matter is omitted to enhance clarity;
 FIG. 3 is a side view thereof;
 FIG. 4 is an opposite side view thereof;
 FIG. 5 is a front view thereof; and,
 FIG. 6 is a rear view thereof.
 The broken lines in the figures illustrate portions of the cleaning implement that form no part of the claimed design. The unshaded regions with the shaded area that are demarcated by solid lines form no part of the claimed design.

1 Claim, 6 Drawing Sheets



(56)

References Cited

U.S. PATENT DOCUMENTS

D490,952 S * 6/2004 Ajluni D32/50
 D496,532 S 9/2004 Hay
 D522,702 S 6/2006 Libman et al.
 D532,569 S 11/2006 Libman et al.
 D542,493 S 5/2007 Berti
 D543,362 S * 5/2007 Hall D4/102
 D544,161 S 6/2007 Weaver
 D547,542 S 7/2007 Vellrath
 D551,498 S * 9/2007 Schmidt D7/395
 D575,468 S 8/2008 Berti et al.
 D578,347 S * 10/2008 Libman D7/395
 D580,118 S 11/2008 Berti et al.
 D581,766 S * 12/2008 Heneen D8/107
 D588,319 S 3/2009 Berti et al.
 D599,969 S 9/2009 Weis
 D606,270 S 12/2009 Weis et al.
 D642,761 S * 8/2011 Weaver D32/50
 D647,980 S * 11/2011 Davis D21/662
 8,046,863 B2 11/2011 Berti et al.
 D656,696 S 3/2012 Libman et al.
 D660,534 S 5/2012 Berti et al.
 D661,037 S 5/2012 Berti et al.
 D661,038 S 5/2012 Berti et al.

D661,039 S 5/2012 Berti et al.
 D664,364 S 7/2012 Gold et al.
 D667,188 S 9/2012 Berti et al.
 D667,189 S 9/2012 Berti et al.
 D685,969 S * 7/2013 Smith D32/50
 D698,112 S 1/2014 Molinet et al.
 D701,663 S 3/2014 Michels et al.
 D718,011 S * 11/2014 Lentine D32/52
 D745,761 S 12/2015 Berti
 D746,009 S 12/2015 Berti
 9,980,621 B1 * 5/2018 Morad A47L 13/23
 D822,928 S 7/2018 Gooden
 D824,129 S 7/2018 Gooden
 D829,048 S * 9/2018 Rodal D7/401.2
 D852,510 S * 7/2019 Harrington D4/138
 D855,701 S * 8/2019 Cardani D19/199
 D873,806 S * 1/2020 Lee D14/230
 2002/0133892 A1 * 9/2002 Monahan A47L 13/14
 15/119.1
 2004/0107522 A1 * 6/2004 Paas A47L 11/4069
 15/98
 2009/0165232 A1 * 7/2009 Libman A47L 13/255
 15/120.2
 2011/0094047 A1 4/2011 Gold et al.

* cited by examiner

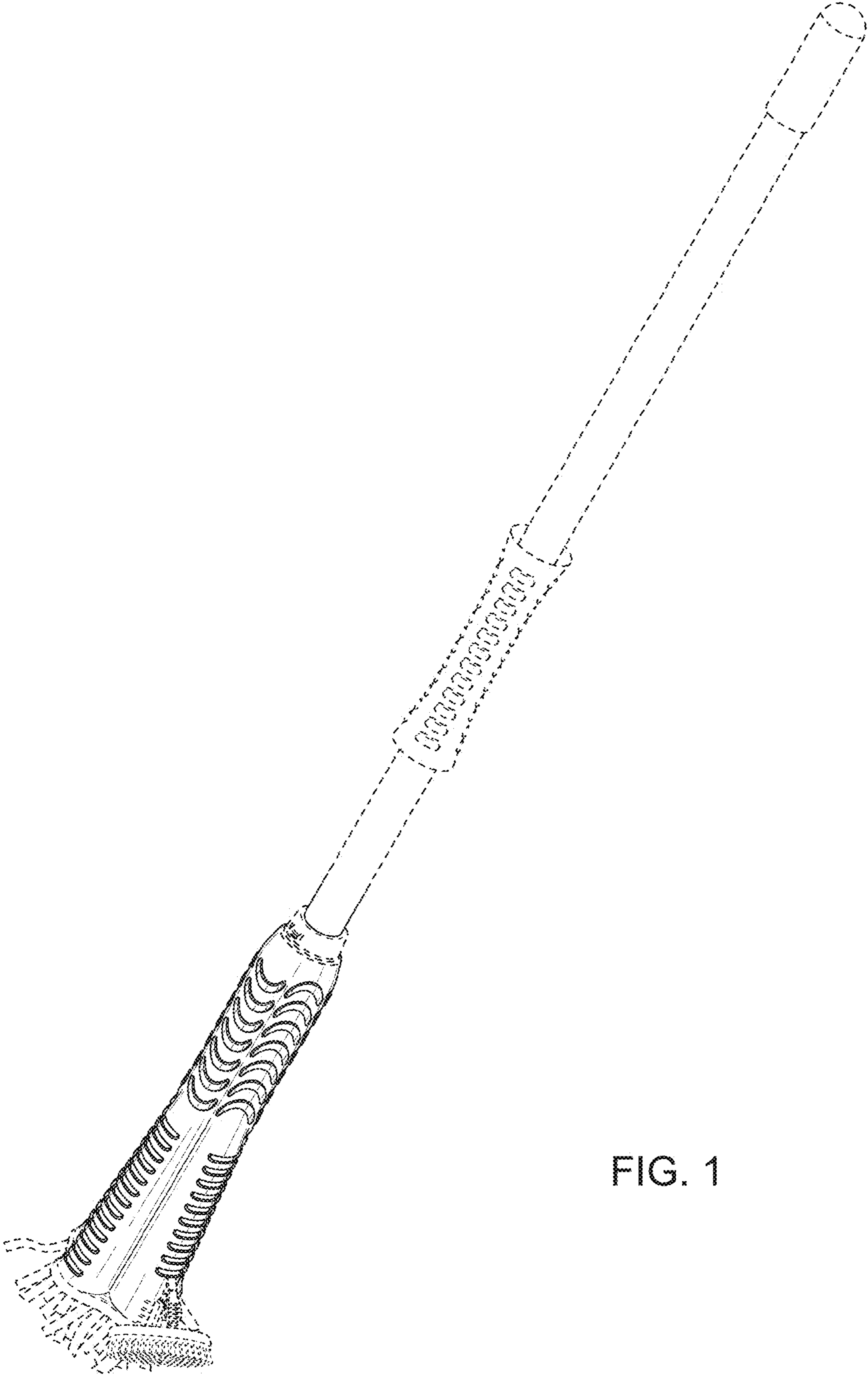


FIG. 1

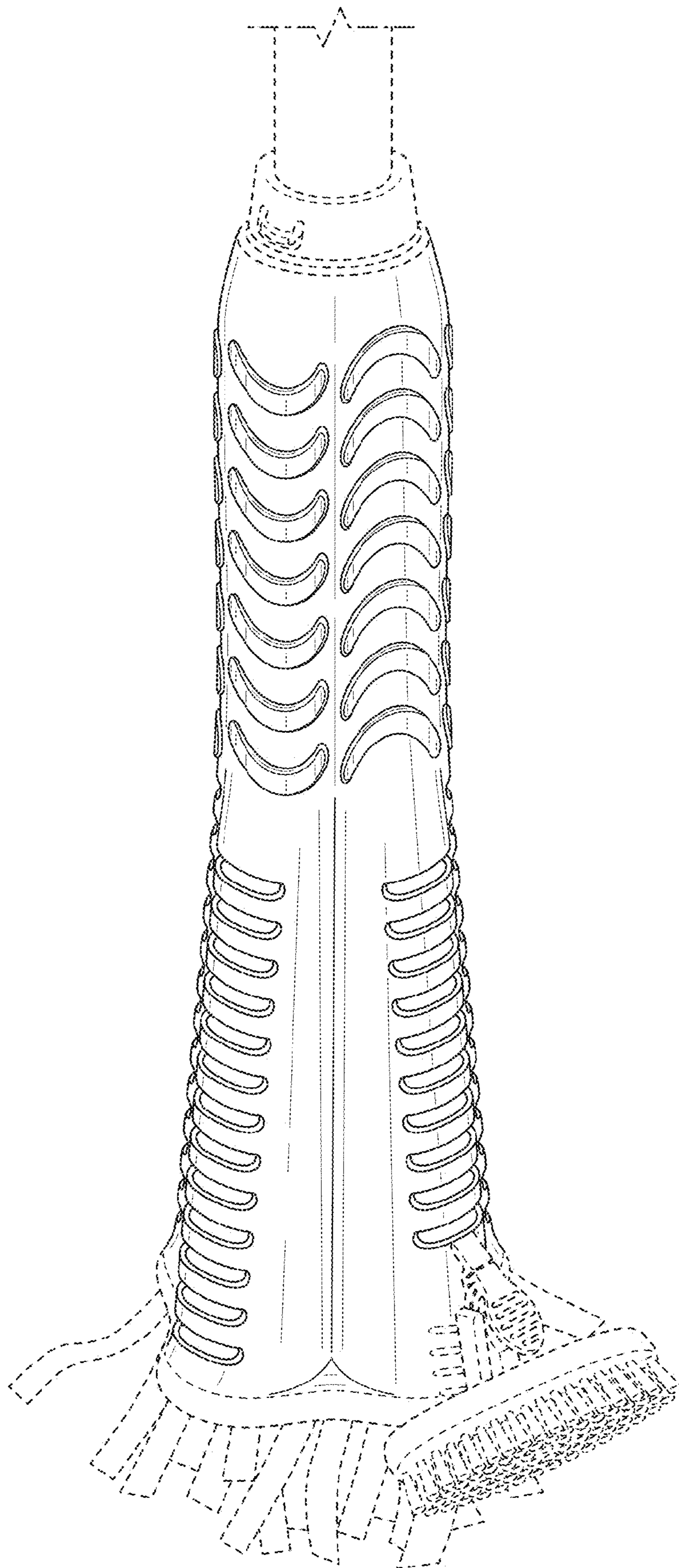


FIG. 2

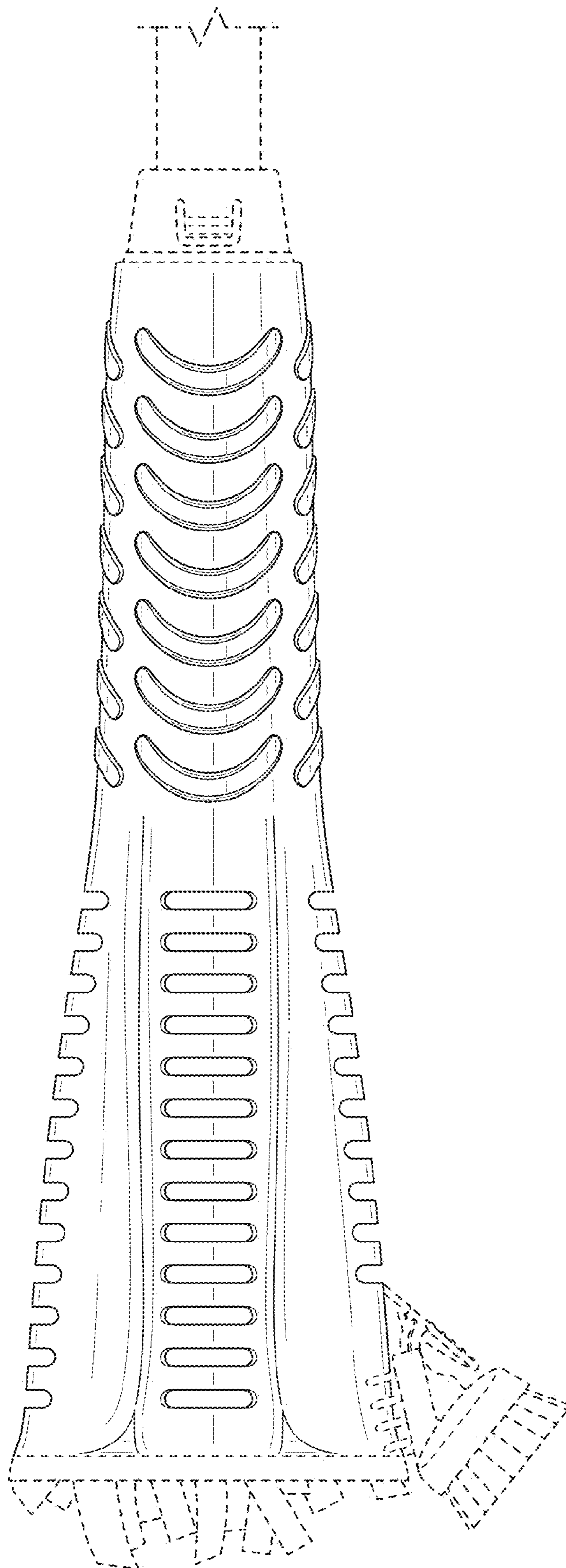


FIG. 3

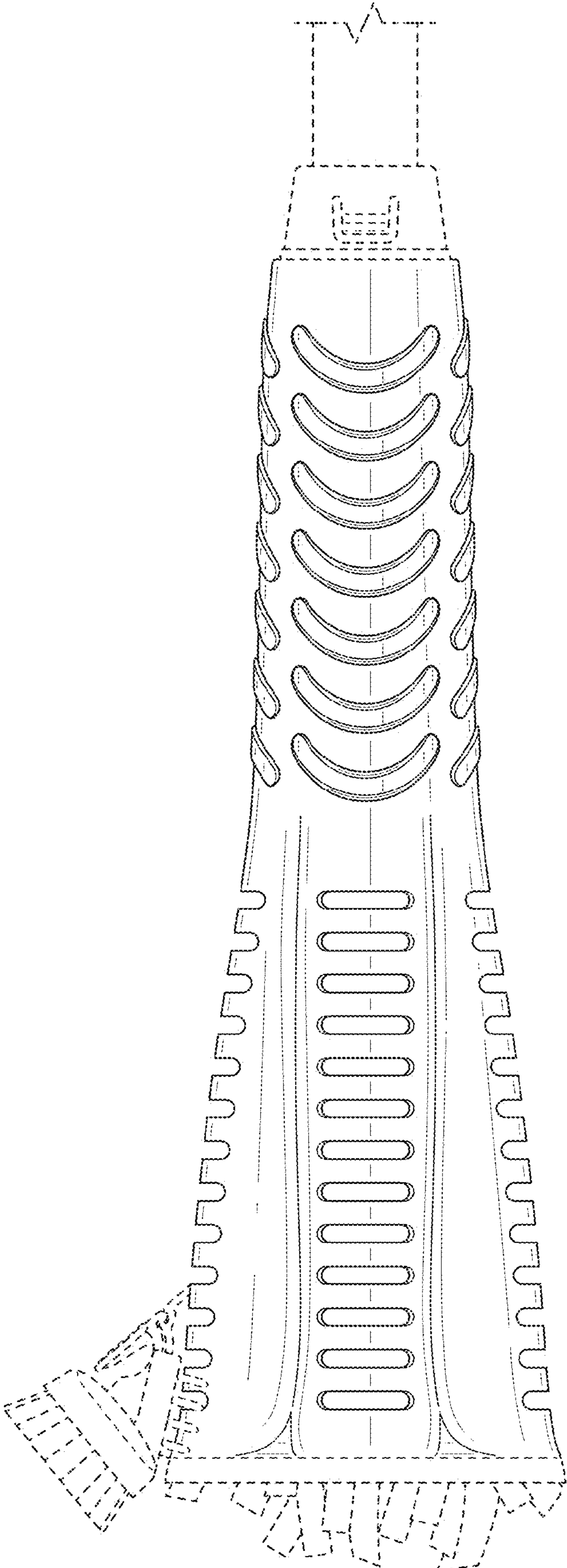


FIG. 4

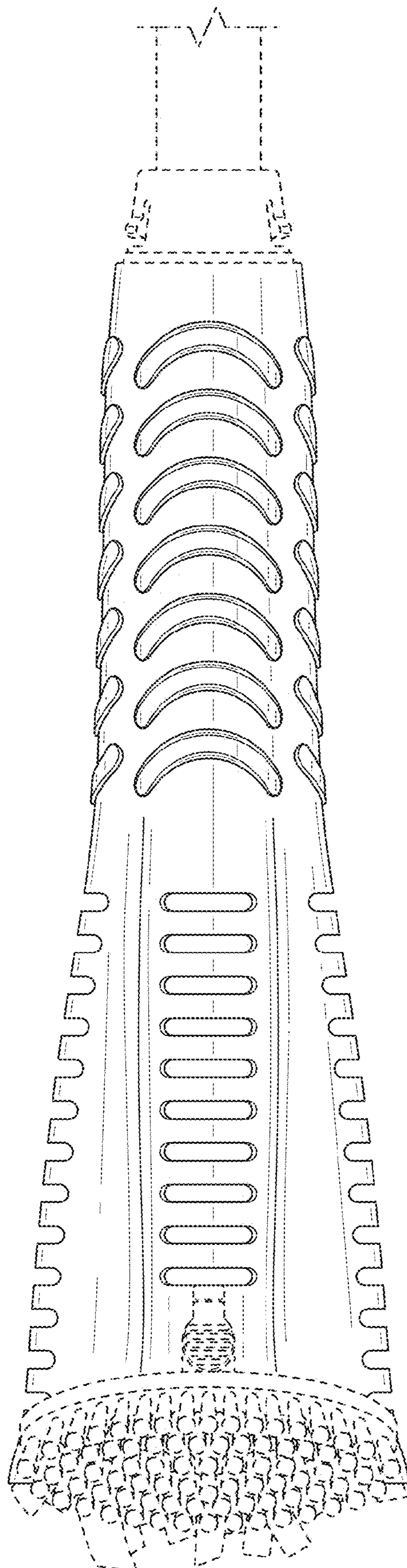


FIG. 5

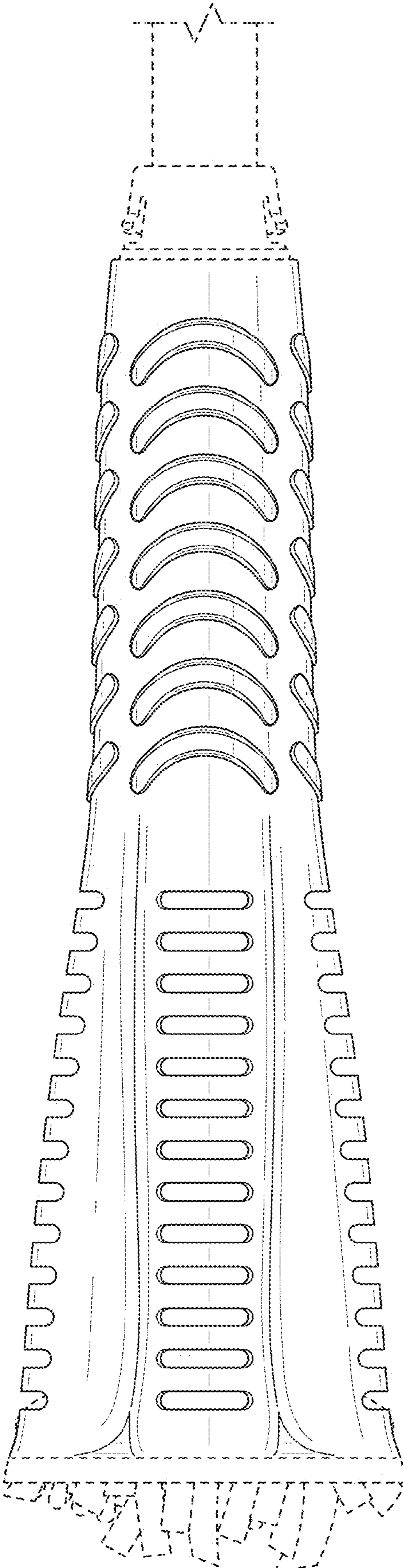


FIG. 6