



US00D932116S

(12) **United States Design Patent** (10) **Patent No.:** **US D932,116 S**  
**Wilhelm** (45) **Date of Patent:** **\*\* Sep. 28, 2021**

(54) **PET TOY**

(56) **References Cited**

(71) Applicant: **Doskocil Manufacturing Company, Inc.**, Arlington, TX (US)  
(72) Inventor: **Josiah Wilhelm**, Columbia Station, OH (US)  
(73) Assignee: **DOSKOCIL MANUFACTURING COMPANY, INC.**, Arlington, TX (US)  
(\*\*) Term: **15 Years**  
(21) Appl. No.: **29/782,207**  
(22) Filed: **May 5, 2021**

U.S. PATENT DOCUMENTS

D515,253	S	*	2/2006	Viola	.....	A01K 15/026
						D1/199
D717,963	S	*	11/2014	Milton	.....	D24/215
D810,364	S	*	2/2018	Wilson	.....	D30/160
D812,322	S	*	3/2018	Hirschberg	.....	D30/160
D815,780	S	*	4/2018	Pater	.....	D30/160
D817,561	S	*	5/2018	Pater	.....	D30/160
D822,917	S	*	7/2018	Anderson	.....	D30/160
D856,612	S	*	8/2019	SteinKraus	.....	D30/160
D909,708	S	*	2/2021	Hao	.....	D1/199
D912,336	S	*	3/2021	Crouch	.....	D30/160

\* cited by examiner

*Primary Examiner* — Sheryl Lane

*Assistant Examiner* — Aula Soroush

(74) *Attorney, Agent, or Firm* — Global IP Counselors, LLP

**Related U.S. Application Data**

(62) Division of application No. 29/719,059, filed on Dec. 31, 2019.

(51) **LOC (13) Cl.** ..... **30-99**

(52) **U.S. Cl.**  
USPC ..... **D30/160**

(58) **Field of Classification Search**

USPC ..... D21/398, 400, 402, 412, 415, 426, 436, D21/439, 440, 441, 443, 455, 460-462, D21/466-468, 479, 495, 563, 656, 712, D21/713, 788, 799.1, 470, 681, 386, 484, D21/707, 408, 437, 673, 678, 679, 682; D24/211, 212, 214, 215, 193-195; D30/160, 112, 119; D1/125-127, 120, D1/101, 104, 106, 199, 108, 115  
CPC ..... A01K 15/026; A23G 3/563; A23K 40/25; A23K 50/40

See application file for complete search history.

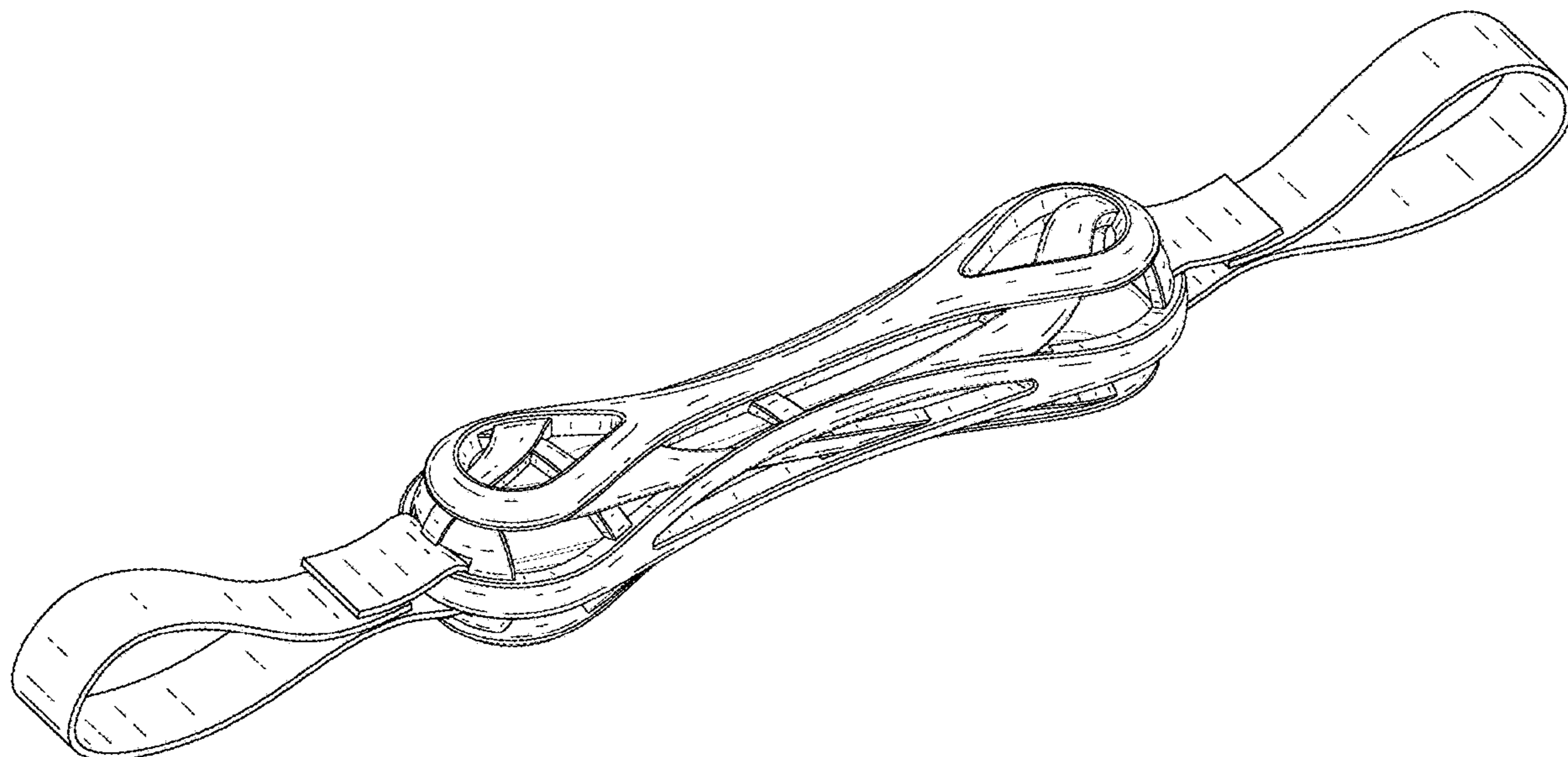
(57) **CLAIM**

The ornamental design for a pet toy, as shown and described.

**DESCRIPTION**

FIG. 1 is a top perspective view of a pet toy showing my new design;  
FIG. 2 is a bottom perspective view thereof;  
FIG. 3 is a top view thereof;  
FIG. 4 is a bottom view thereof;  
FIG. 5 is a left side view thereof;  
FIG. 6 is a right side view thereof;  
FIG. 7 is a front view thereof; and,  
FIG. 8 is a back view thereof.

**1 Claim, 5 Drawing Sheets**



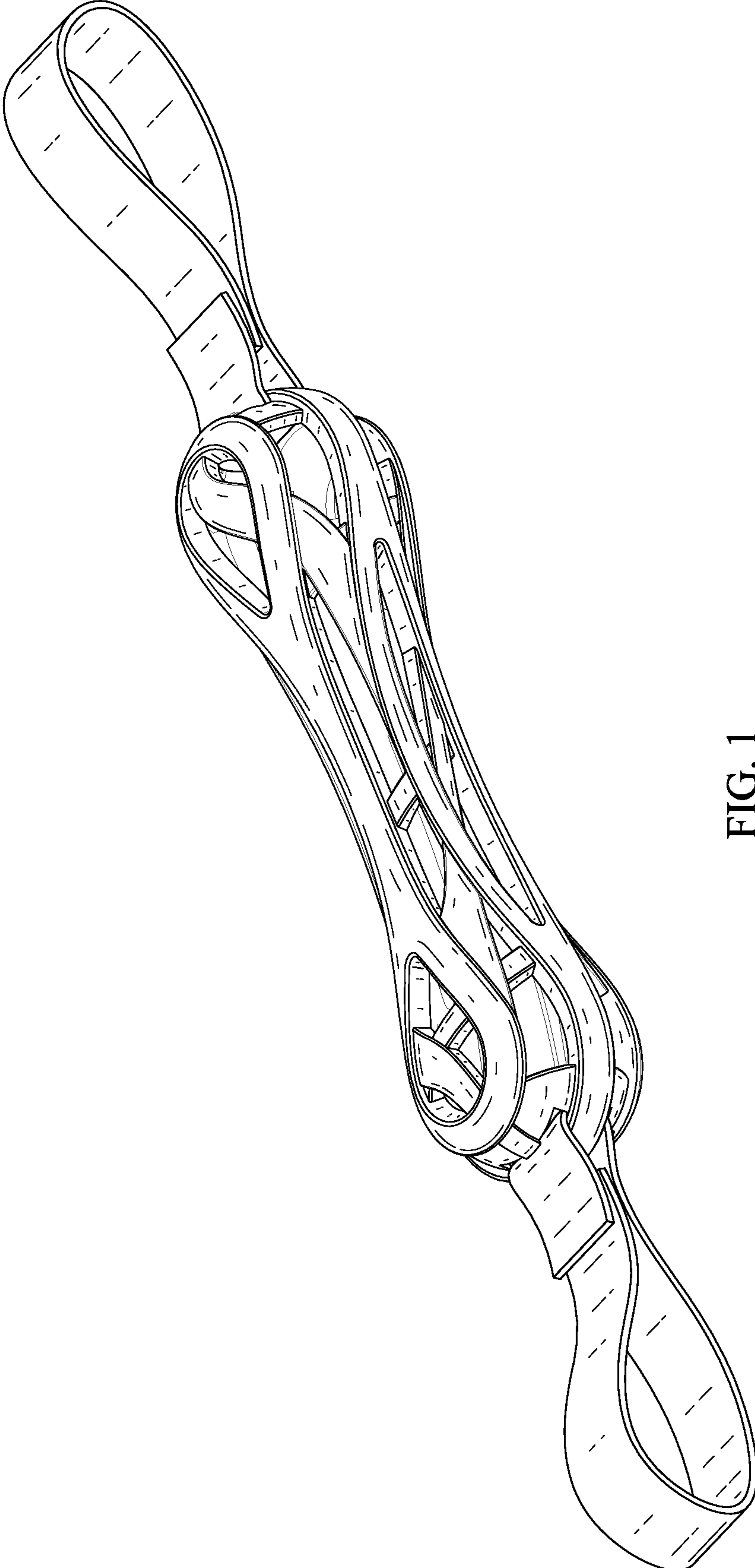


FIG. 1

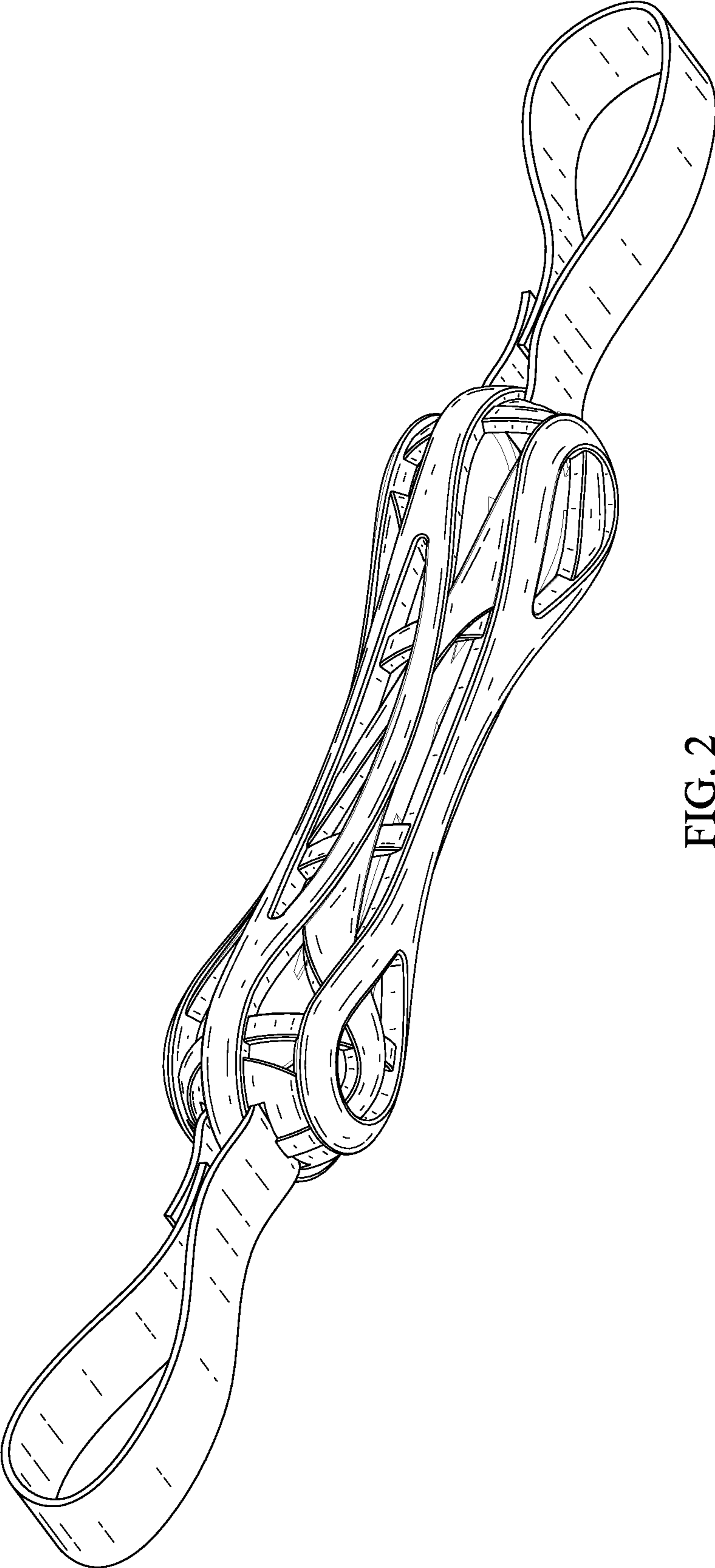


FIG. 2

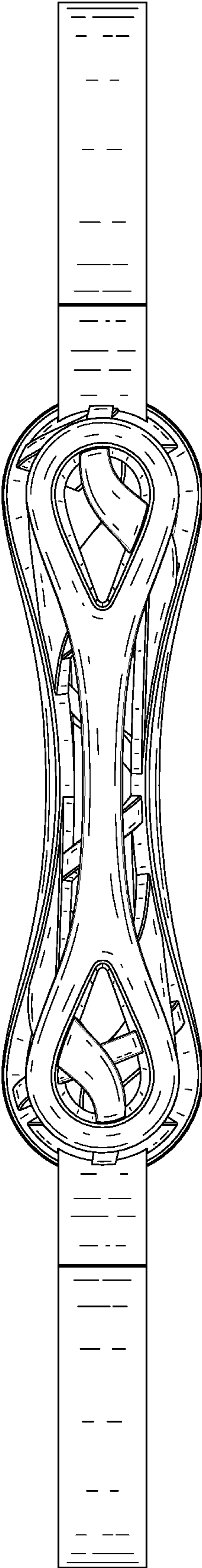


FIG. 3

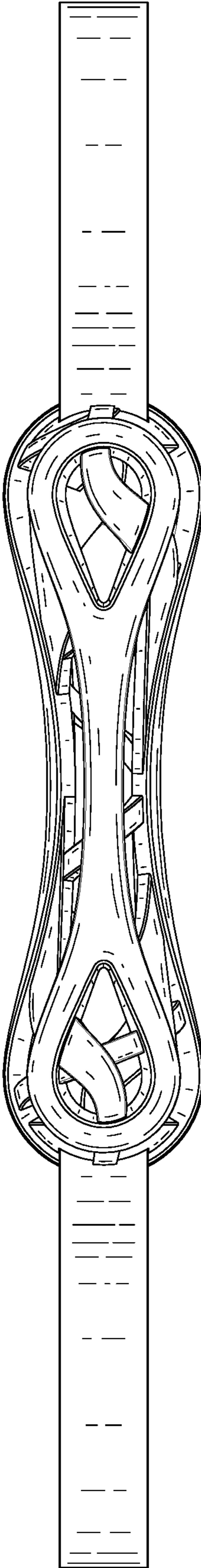


FIG. 4



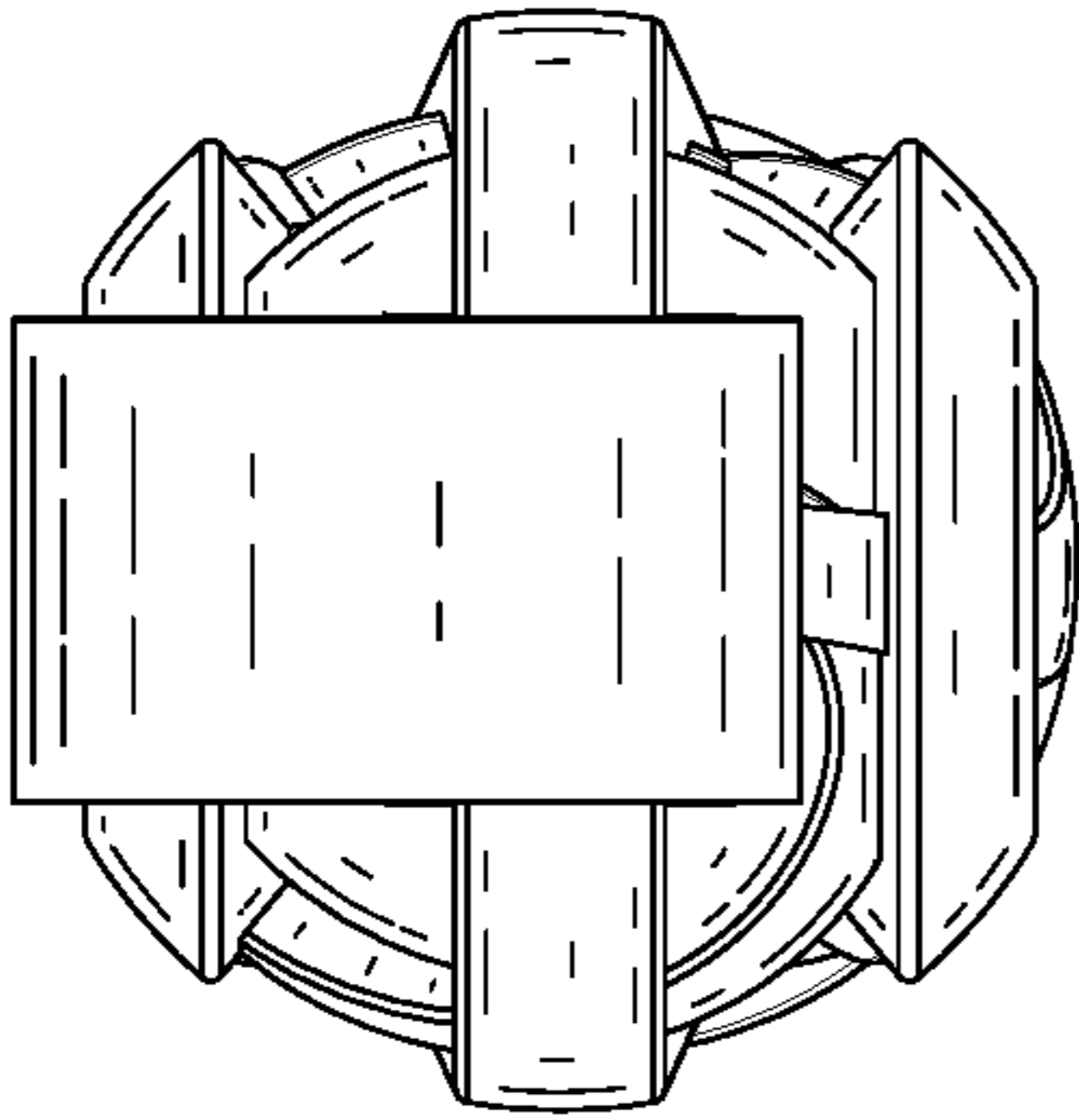


FIG. 5

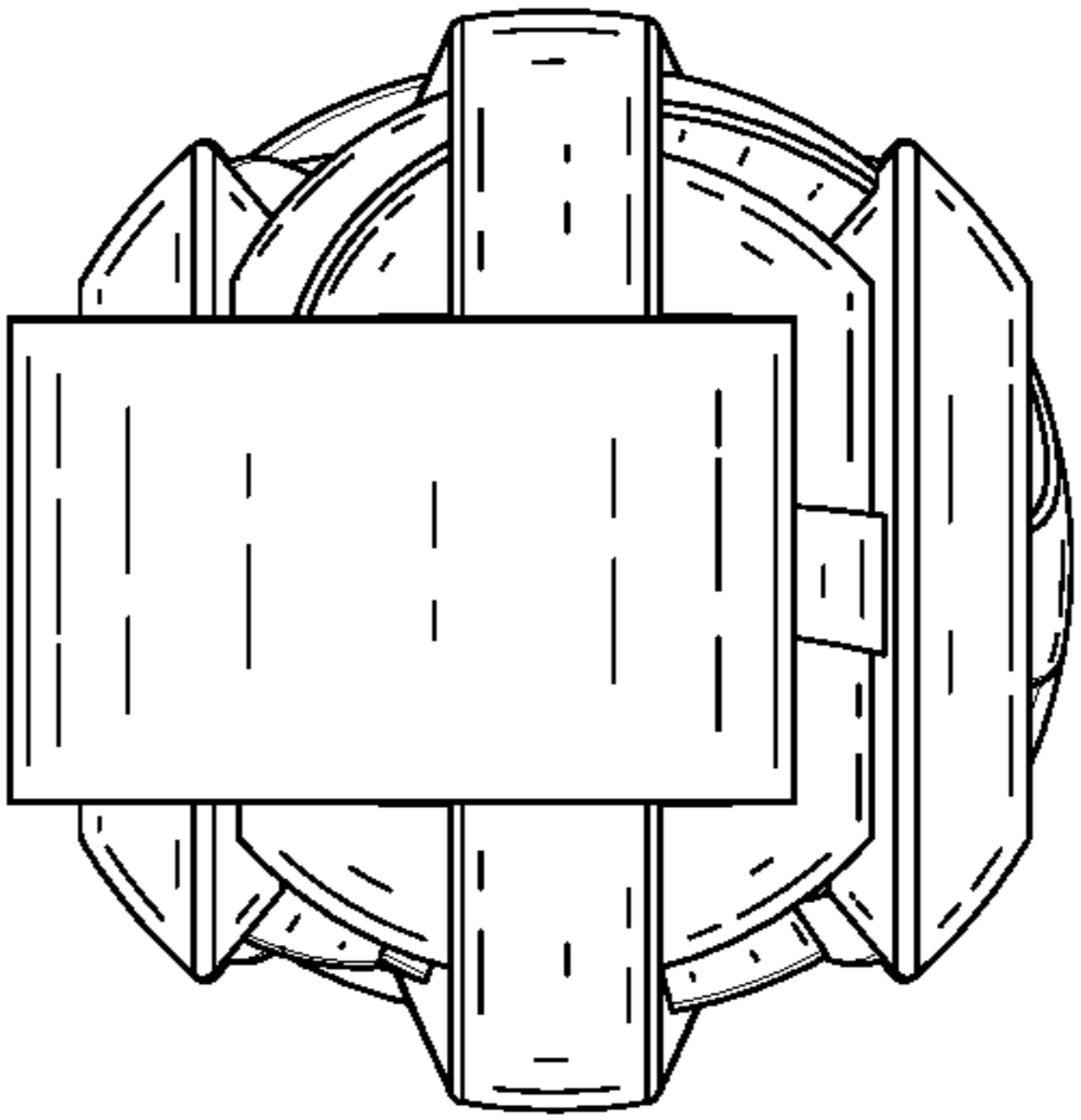


FIG. 6

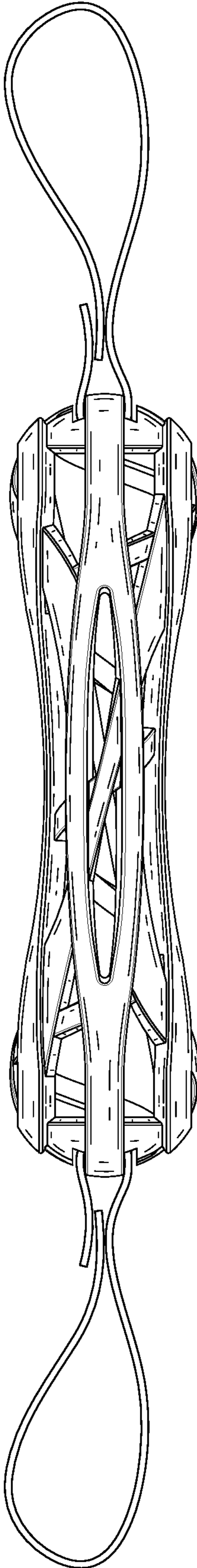


FIG. 7

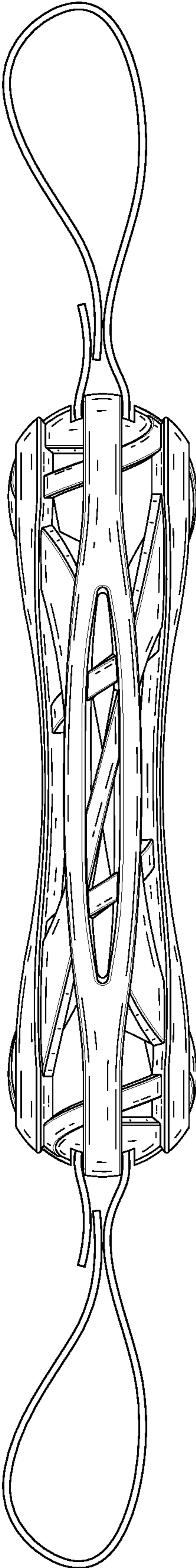


FIG. 8