



US00D932103S

(12) **United States Design Patent** (10) **Patent No.:** **US D932,103 S**
Wanders (45) **Date of Patent:** **** Sep. 28, 2021**

(54) **PACKAGING CONTAINER**
(71) Applicant: **WONDERS HOLDING BV**,
Amsterdam (NL)

(72) Inventor: **Marcel Wanders**, Amsterdam (NL)

(73) Assignee: **WONDERS HOLDING BV**,
Amsterdam (NL)

(**) Term: **15 Years**

(21) Appl. No.: **29/715,545**

(22) Filed: **Dec. 3, 2019**

(30) **Foreign Application Priority Data**

Oct. 18, 2019 (JP) 2019-023260

(51) **LOC (13) Cl.** **28-03**

(52) **U.S. Cl.**
USPC **D28/82**

(58) **Field of Classification Search**

USPC D28/64.1-64.7, 73, 76-82, 99;
D9/503-505, 722, 737, 756, 759, 529
CPC A45D 33/006; A45D 33/003; A45D
33/04-33; A45D 33/025; A45D 33/02;
A45D 33/20; A45D 33/22; A45D 33/24;
A45D 33/26; A45D 33/18; A45D 40/22;
A45D 40/222; A45D 40/24; A45D
33/008; A45D 42/00; A45D 42/04
See application file for complete search history.

(56) **References Cited**

U.S. PATENT DOCUMENTS

D411,105 S * 6/1999 Magidson D28/82
D581,279 S * 11/2008 Oates D28/76
D631,608 S * 1/2011 Pires D28/82
D685,525 S * 7/2013 Chou D28/81
D697,674 S * 1/2014 You D28/82
D817,551 S * 5/2018 Montoli B65D 43/166
D28/82

D832,699 S * 11/2018 Wanders D9/435
D845,137 S * 4/2019 Wanders D9/529
D850,272 S * 6/2019 Wanders D9/529

(Continued)

FOREIGN PATENT DOCUMENTS

CN 303162136 * 4/2015

OTHER PUBLICATIONS

Cosme Decorte AQ Fall 2020 Makeup Collection, A Touch of Blusher, published on Jun. 12, 2020, retrieved on Jan. 21, 2021, retrieved from the Internet URL: www.atouchofblusher.com/2020/06/cosme-decorte-aq-fall-2020-makeup-collection.html.*

Primary Examiner — Jennifer Rivard

Assistant Examiner — Alison M Ofstun

(74) *Attorney, Agent, or Firm* — Bacon & Thomas, PLLC

(57) **CLAIM**

The ornamental design for a packaging container, as shown and described.

DESCRIPTION

FIG. 1 is a perspective view of a packaging container, showing my new design.

FIG. 2 is a perspective view thereof showing the lid off to show aspects of the design not clearly visible when combined.

FIG. 3 is a front view thereof.

FIG. 4 is a rear view thereof.

FIG. 5 is a top plan view thereof.

FIG. 6 is a bottom plan view thereof.

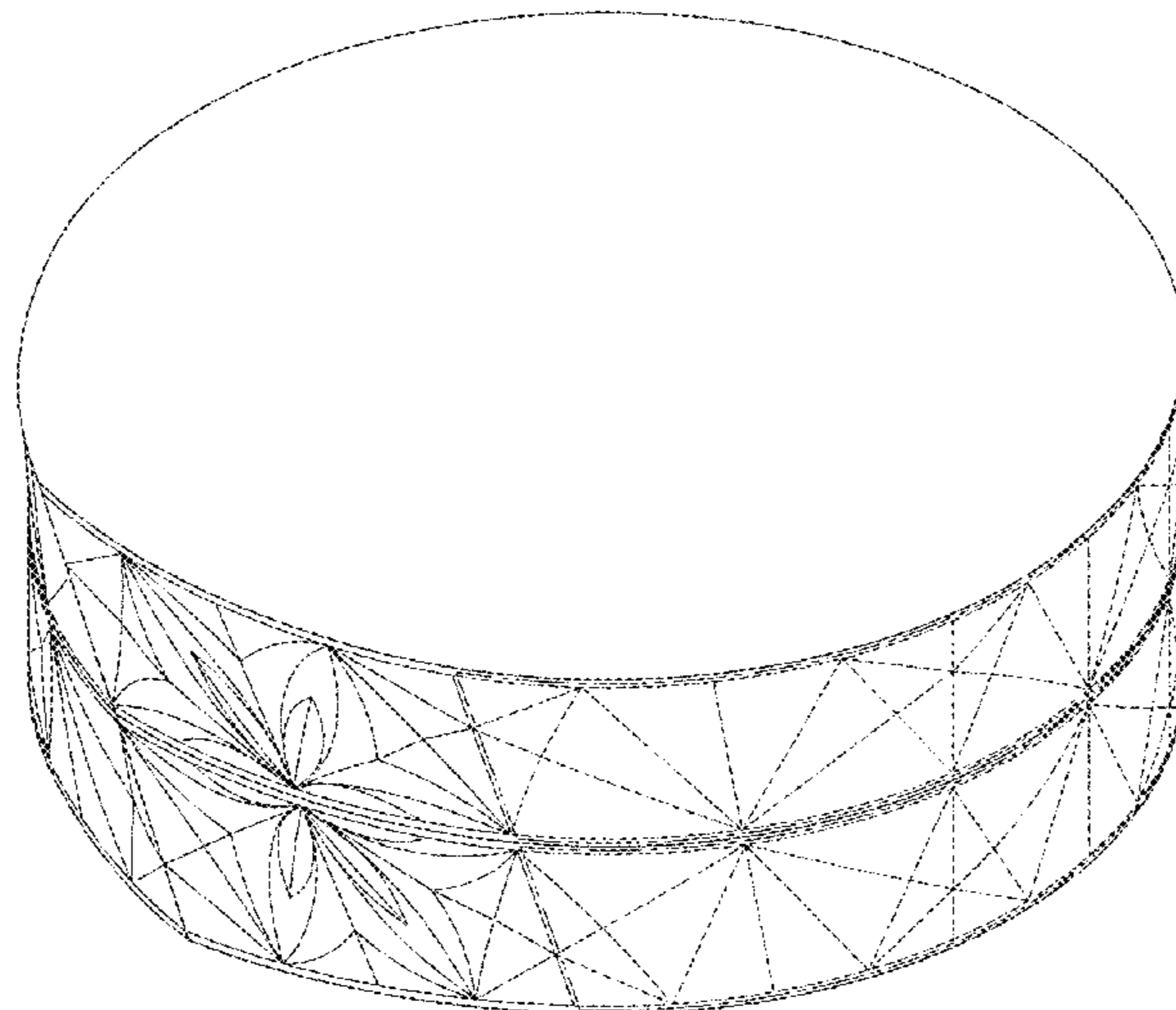
FIG. 7 is a right side view thereof.

FIG. 8 is a left side view thereof; and,

FIG. 9 is a sectional view taken along line 9-9 of FIG. 3 thereof.

In the drawings, the evenly spaced broken lines in the figures illustrate the portions of the design that form no part of the claimed design. The dot-dash lines illustrate a boundary to the claim and form no part thereof.

1 Claim, 9 Drawing Sheets



(56)

References Cited

U.S. PATENT DOCUMENTS

D885,919 S * 6/2020 Beardsall D9/503
2002/0014493 A1* 2/2002 Delmon A45D 40/221
220/836
2014/0014659 A1* 1/2014 Thorpe A45D 33/006
220/291
2017/0086560 A1* 3/2017 Pires A45D 33/24
2017/0172284 A1* 6/2017 Delia A45D 42/02

* cited by examiner

FIG. 1

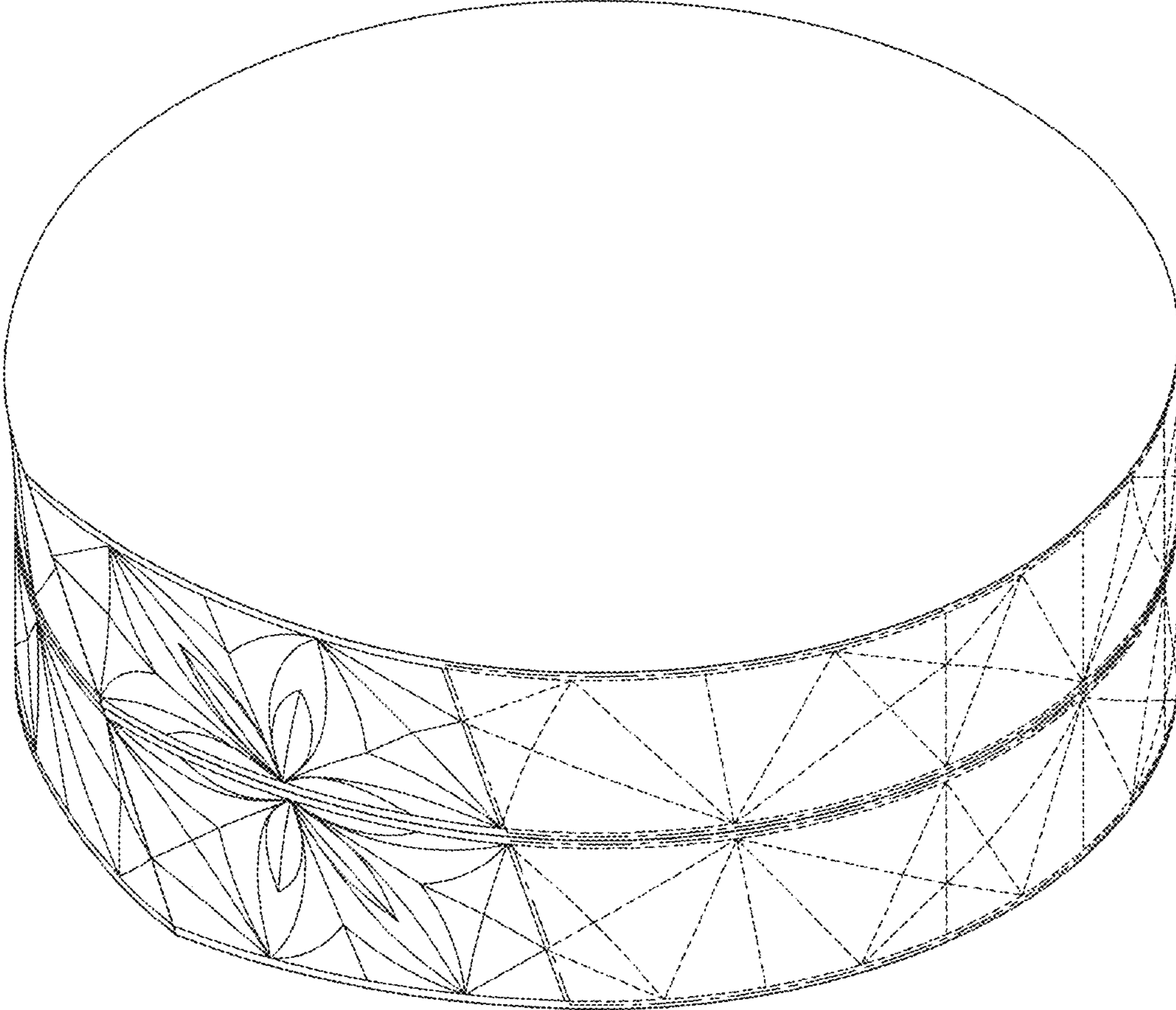


FIG.2




FIG. 3


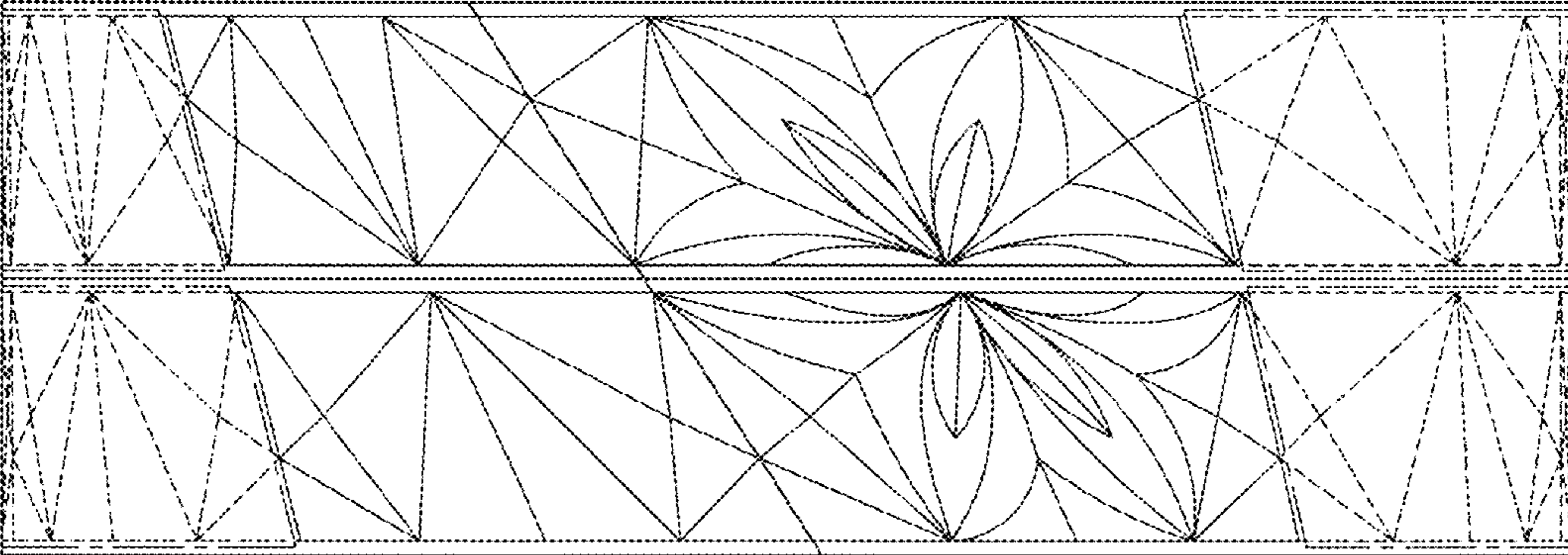


FIG. 4

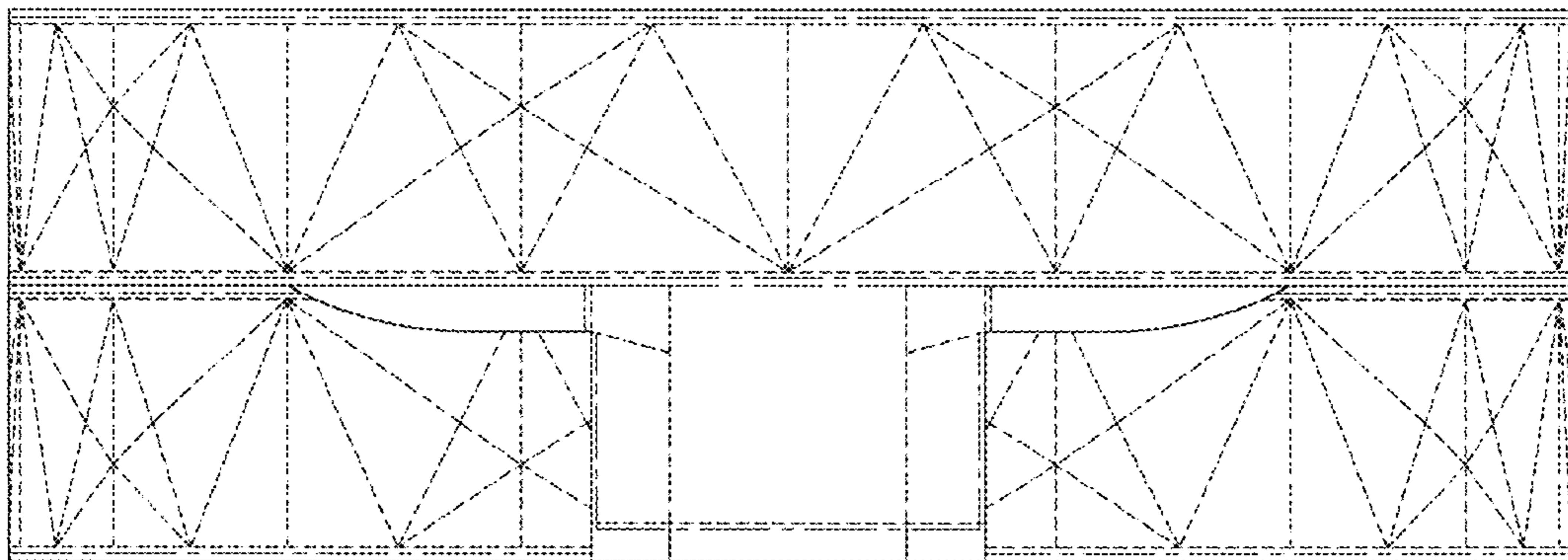


FIG. 5




FIG. 6

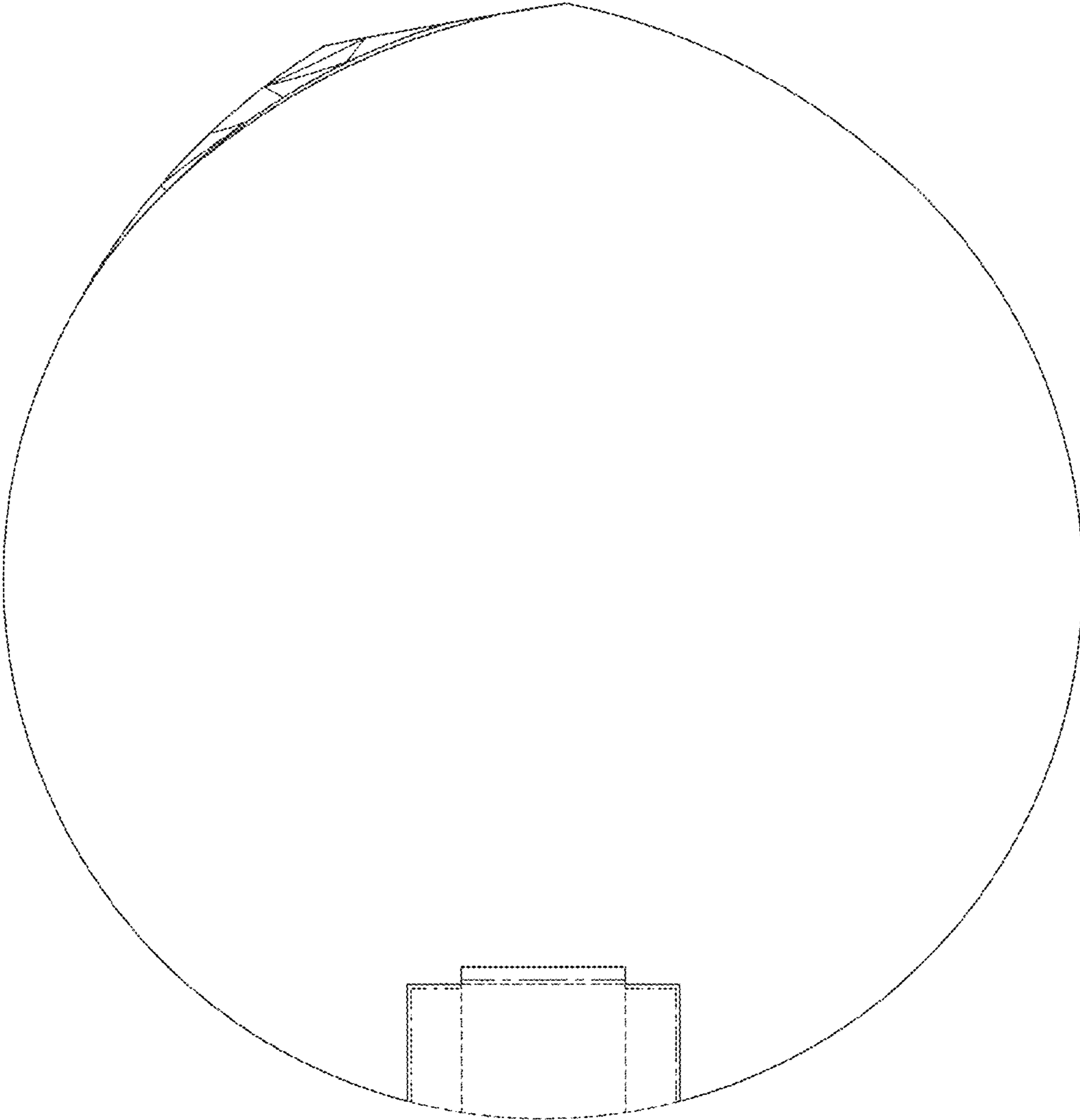


FIG. 7

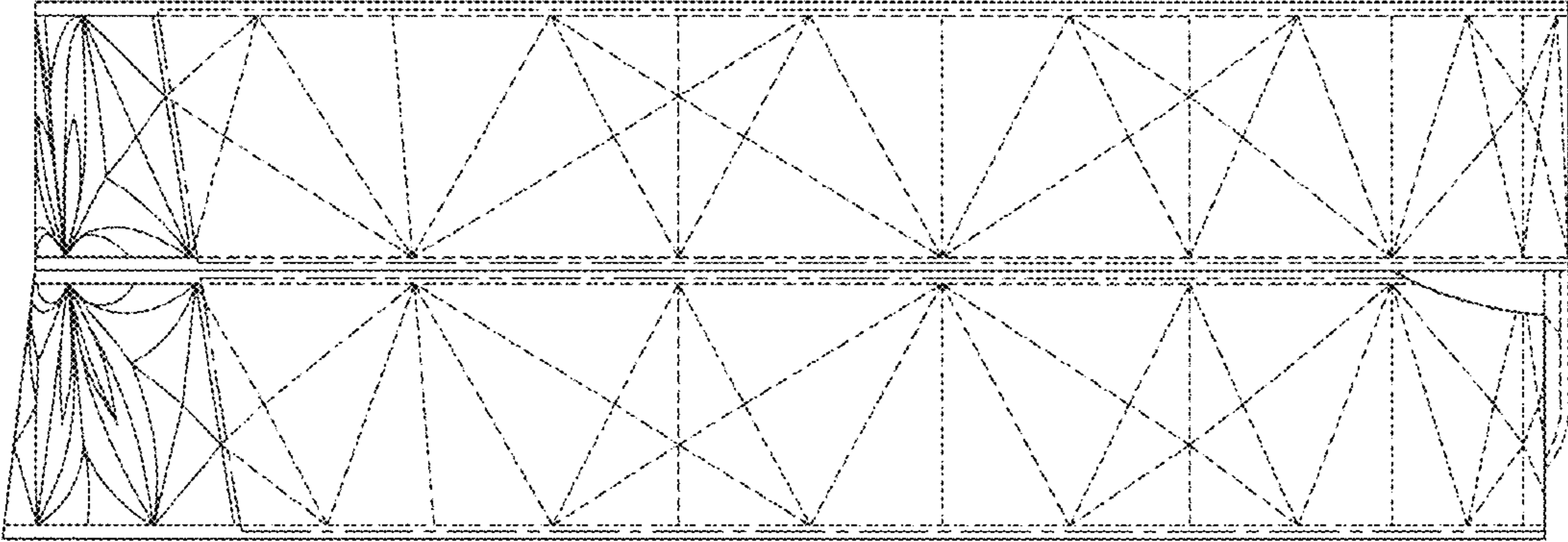


FIG. 8

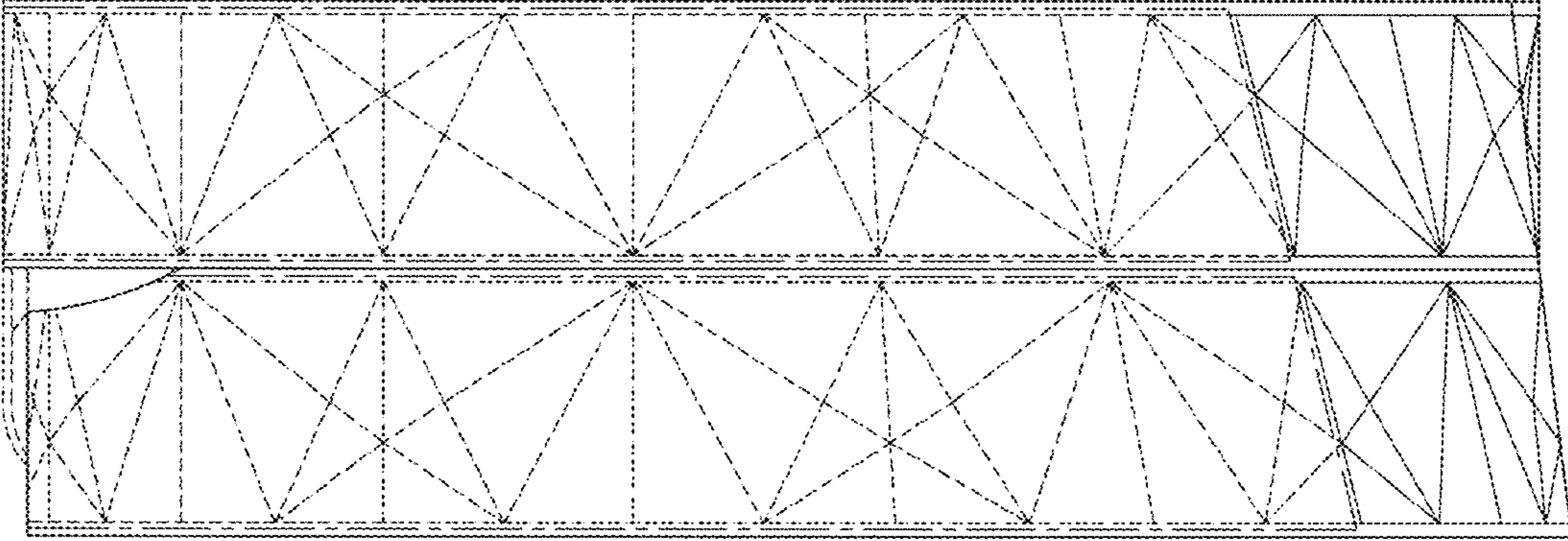


FIG. 9

