



US00D932089S

(12) **United States Design Patent** (10) **Patent No.:** **US D932,089 S**
Wilcox et al. (45) **Date of Patent:** **** Sep. 28, 2021**

(54) **LUMINAIRE**
(71) Applicant: **IDEAL Industries Lighting LLC**,
Racine, WI (US)
(72) Inventors: **Kurt Wilcox**, Libertyville, IL (US); **Bin Hou**, Schaumburg, IL (US); **Randy Bernard**, Cary, NC (US); **Kurt Schreib**, Shorewood, WI (US); **Moxuan Zhu**, Cary, NC (US)
(73) Assignee: **IDEAL INDUSTRIES LIGHTING LLC**, Racine, WI (US)
(**) Term: **15 Years**

D857,256 S * 8/2019 Li D26/24
D868,332 S * 11/2019 Zhao D26/72
D868,335 S * 11/2019 Li D26/72
D868,336 S * 11/2019 Li D26/72
D875,292 S * 2/2020 Zhou D26/72
D882,854 S * 4/2020 Yang D26/72
D887,077 S * 6/2020 Wright D26/124
D897,591 S * 9/2020 Chen D26/118
D901,744 S * 11/2020 Xu D26/72
D903,923 S * 12/2020 Chen D26/72
D906,566 S * 12/2020 Li D26/72
D906,570 S * 12/2020 Li D26/72
D907,832 S * 1/2021 Gong D26/72
D907,840 S * 1/2021 Wilcox D26/118
D908,264 S * 1/2021 Liu D26/72
D915,641 S * 4/2021 Zhan D26/24
D916,353 S * 4/2021 Wilcox D26/88
D917,758 S * 4/2021 Pi D26/72
D923,859 S * 6/2021 Li D26/118

(21) Appl. No.: **29/691,870**
(22) Filed: **May 20, 2019**
(51) **LOC (13) Cl.** **26-05**
(52) **U.S. Cl.**
USPC **D26/118**
(58) **Field of Classification Search**
USPC D26/1, 24, 36, 40, 72, 88, 89, 118, 123,
D26/124, 138
CPC F21V 29/00; F21V 29/74; F21V 29/77;
F21V 29/78; F21V 29/80; F21V 29/506;
F21V 29/507; F21V 29/767; F21V
29/777; F21V 29/2212; F21V 21/00;
F21V 21/02; F21V 21/03; F21V 21/008;
F21V 15/00; F21V 15/01; F21V 15/012;
F21V 31/00; F21Y 2115/10; F21Y
2103/33
See application file for complete search history.

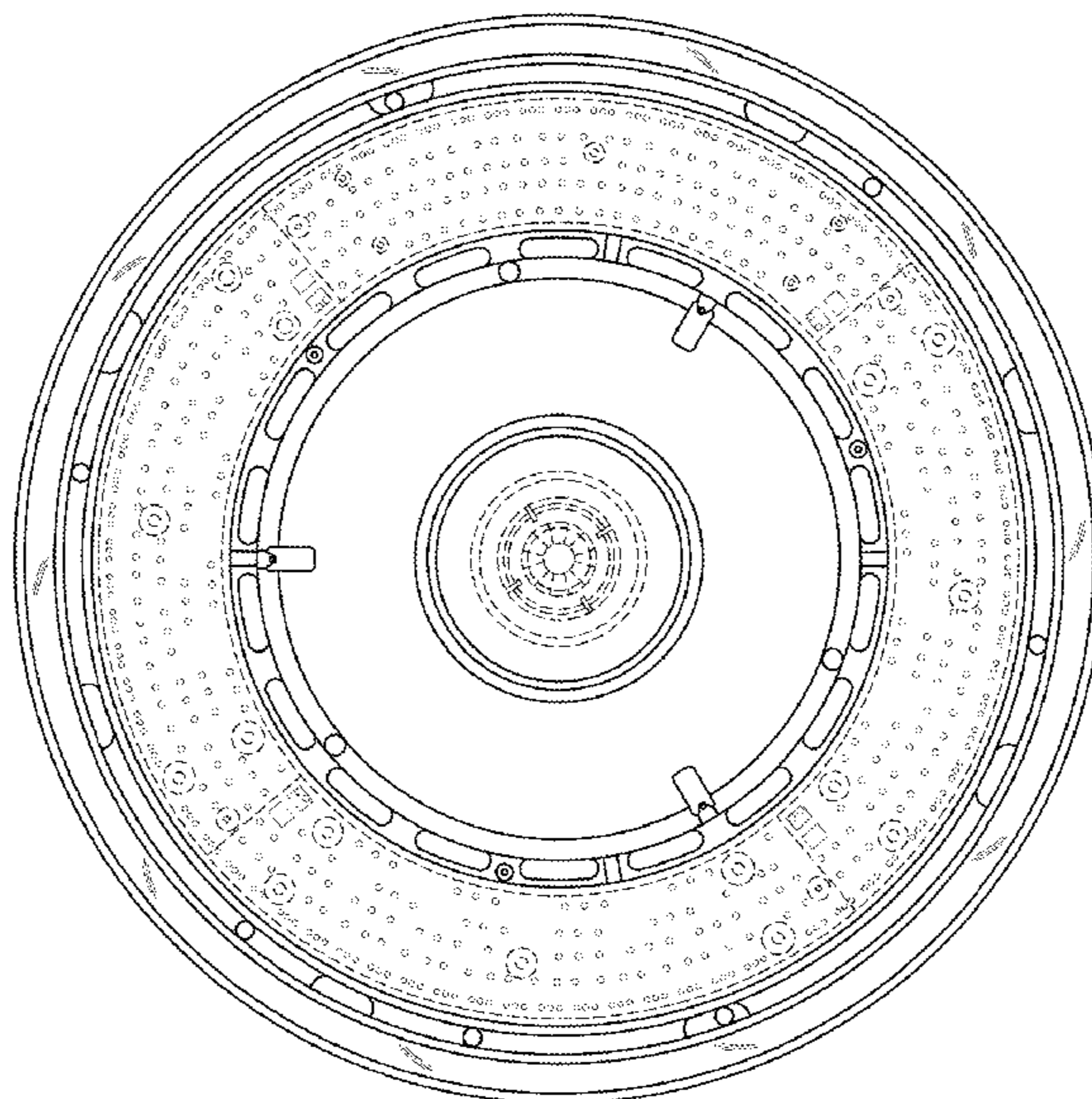
(56) **References Cited**
U.S. PATENT DOCUMENTS
9,581,323 B2 * 2/2017 Shum F21V 23/005
D855,247 S * 7/2019 Wang D26/118
D856,571 S * 8/2019 Chami D26/118

(Continued)
Primary Examiner — Wan Laymon
Assistant Examiner — Clint A Samuel
(74) *Attorney, Agent, or Firm* — J. Clinton Wimbish;
Nexsen Pruet, PLLC

(57) **CLAIM**
The ornamental design for a luminaire, as shown and described.

DESCRIPTION
FIG. 1 is a bottom view of an ornamental design of a luminaire of the present invention;
FIG. 2 is a perspective view of the luminaire;
FIG. 3 is a front side view of the luminaire;
FIG. 4 is a rear side view of the luminaire;
FIG. 5 is a left side view of the luminaire;
FIG. 6 is a right side view of the luminaire;
FIG. 7 is a further perspective view of the luminaire; and,
FIG. 8 is a top view of the luminaire.
The broken lines shown on the drawings depict portions of the luminaire that form no part of the claimed design.

1 Claim, 5 Drawing Sheets



(56)

References Cited

U.S. PATENT DOCUMENTS

2010/0220487 A1* 9/2010 Ming F21K 9/60
362/373
2017/0257922 A1* 9/2017 Matsubayashi F21V 3/02
2020/0284420 A1* 9/2020 Cordero F21V 15/01
2020/0300452 A1* 9/2020 Jenson F21V 29/83
2021/0116084 A1* 4/2021 Wilcox F21S 8/04

* cited by examiner

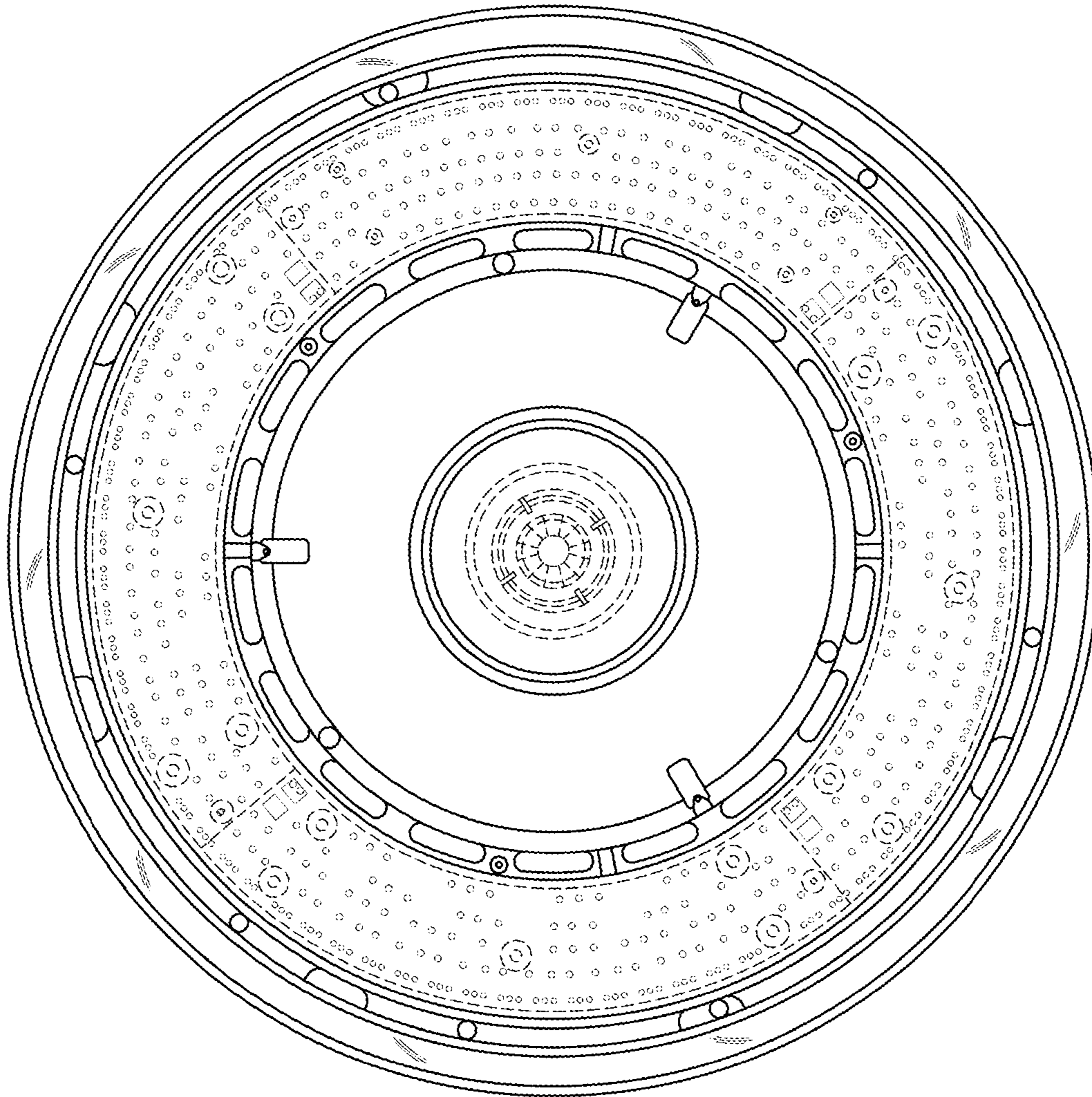


FIG. 1

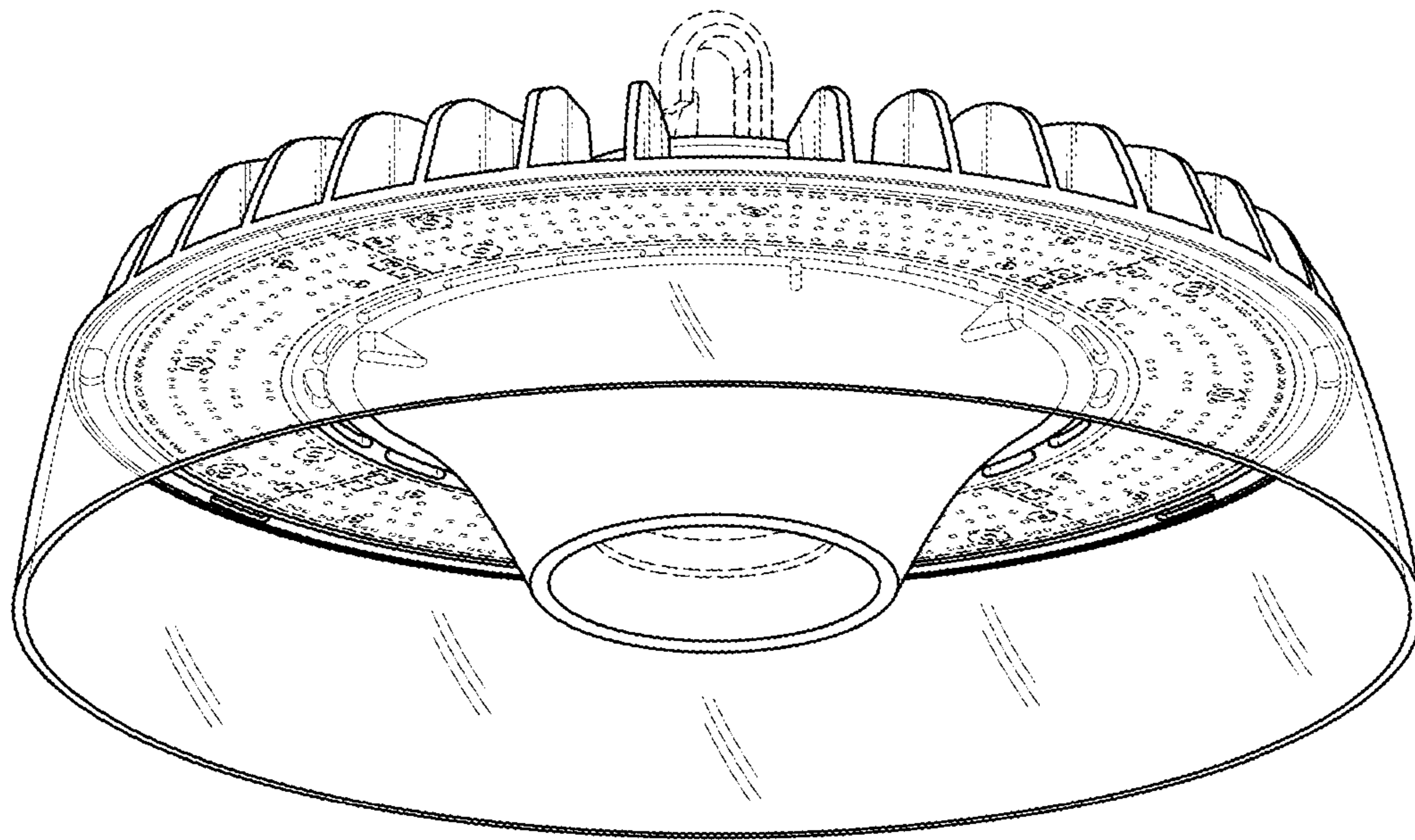


FIG. 2

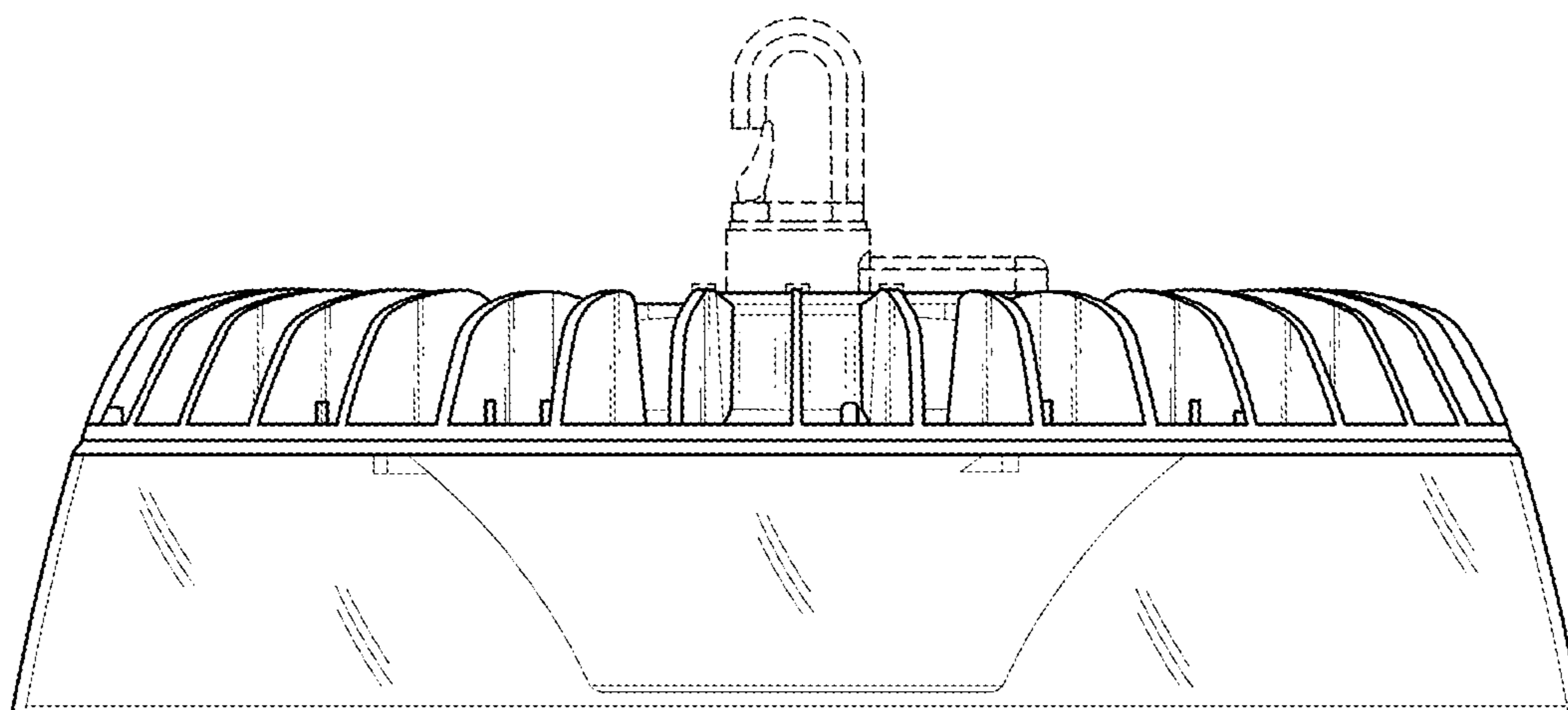


FIG. 3

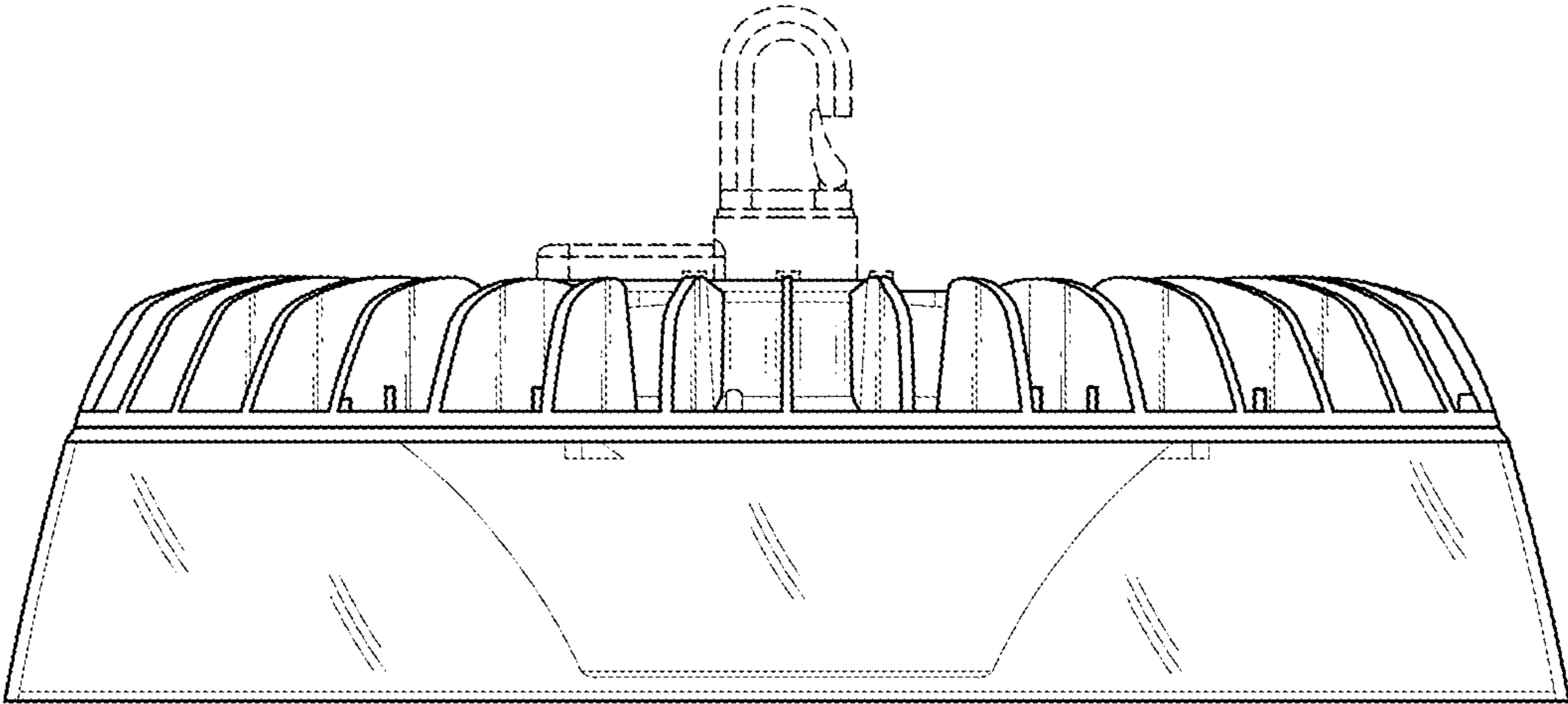


FIG. 4

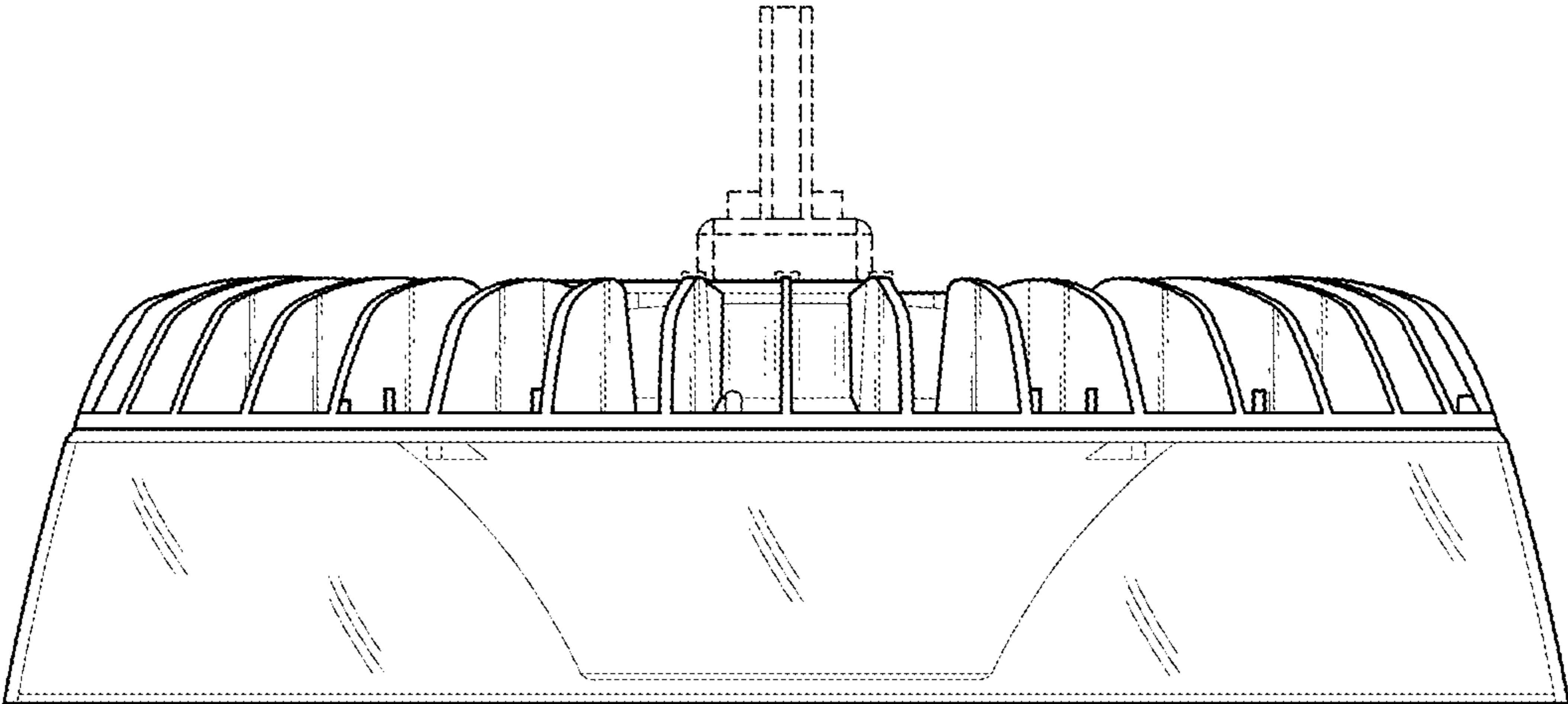


FIG. 5

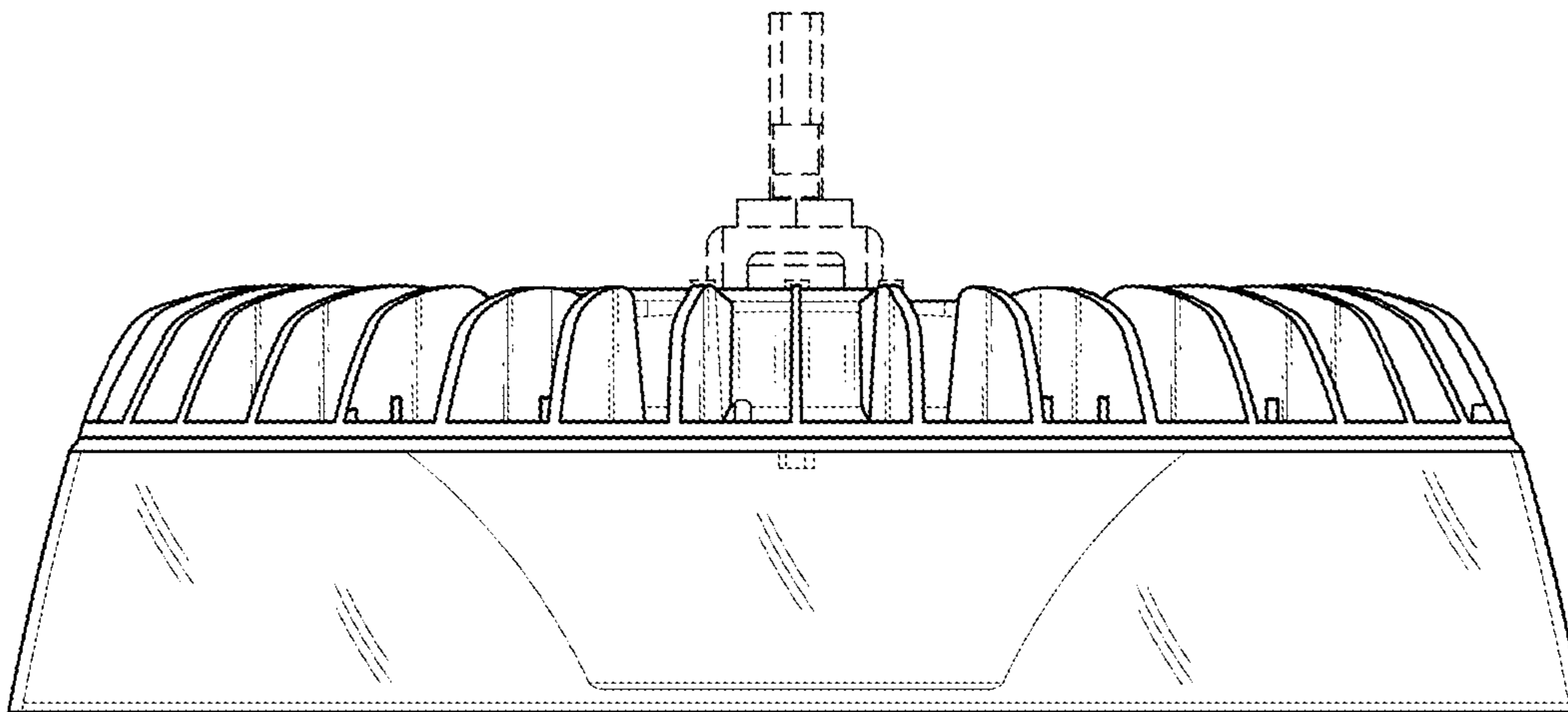


FIG. 6

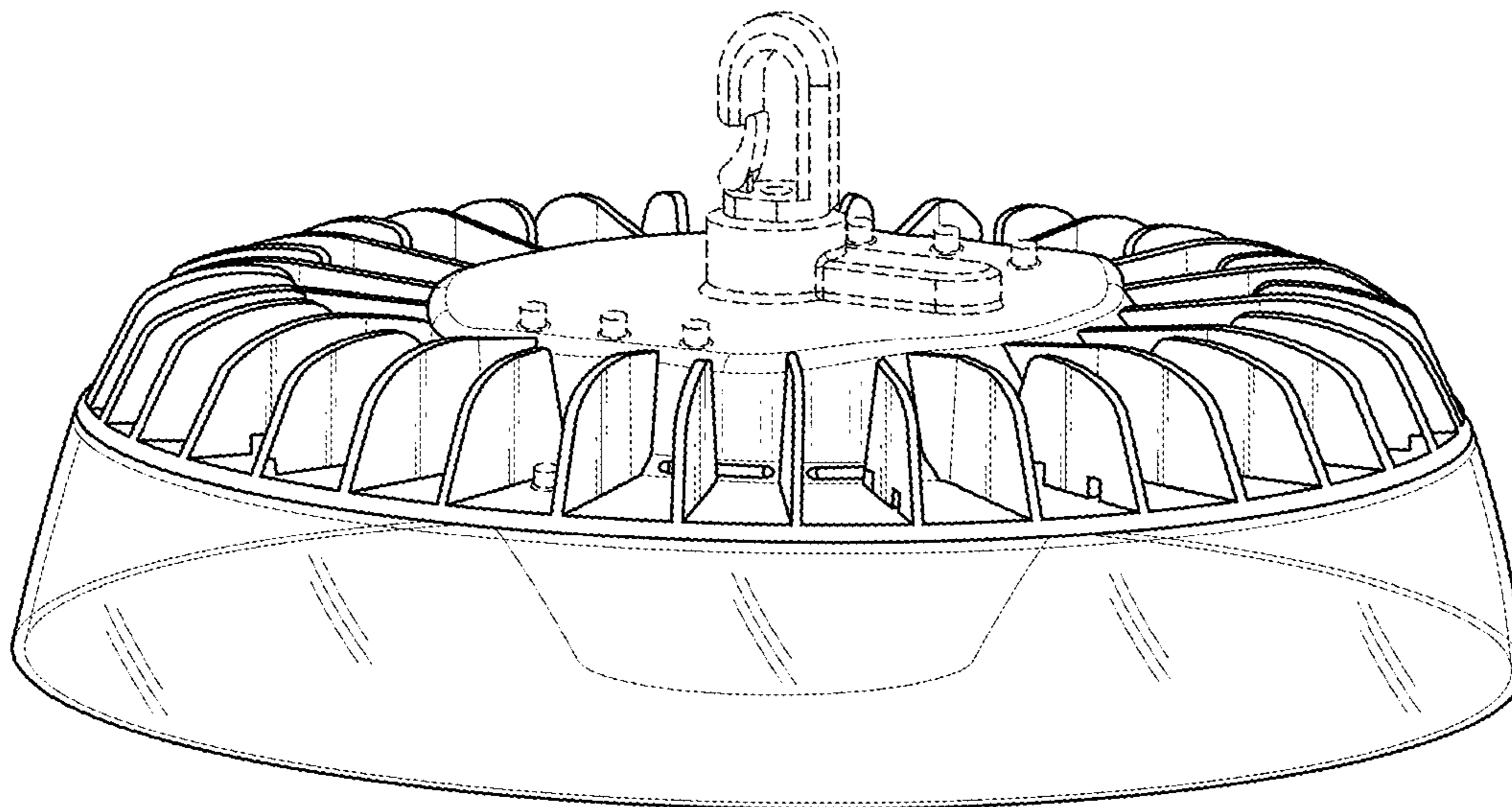


FIG. 7

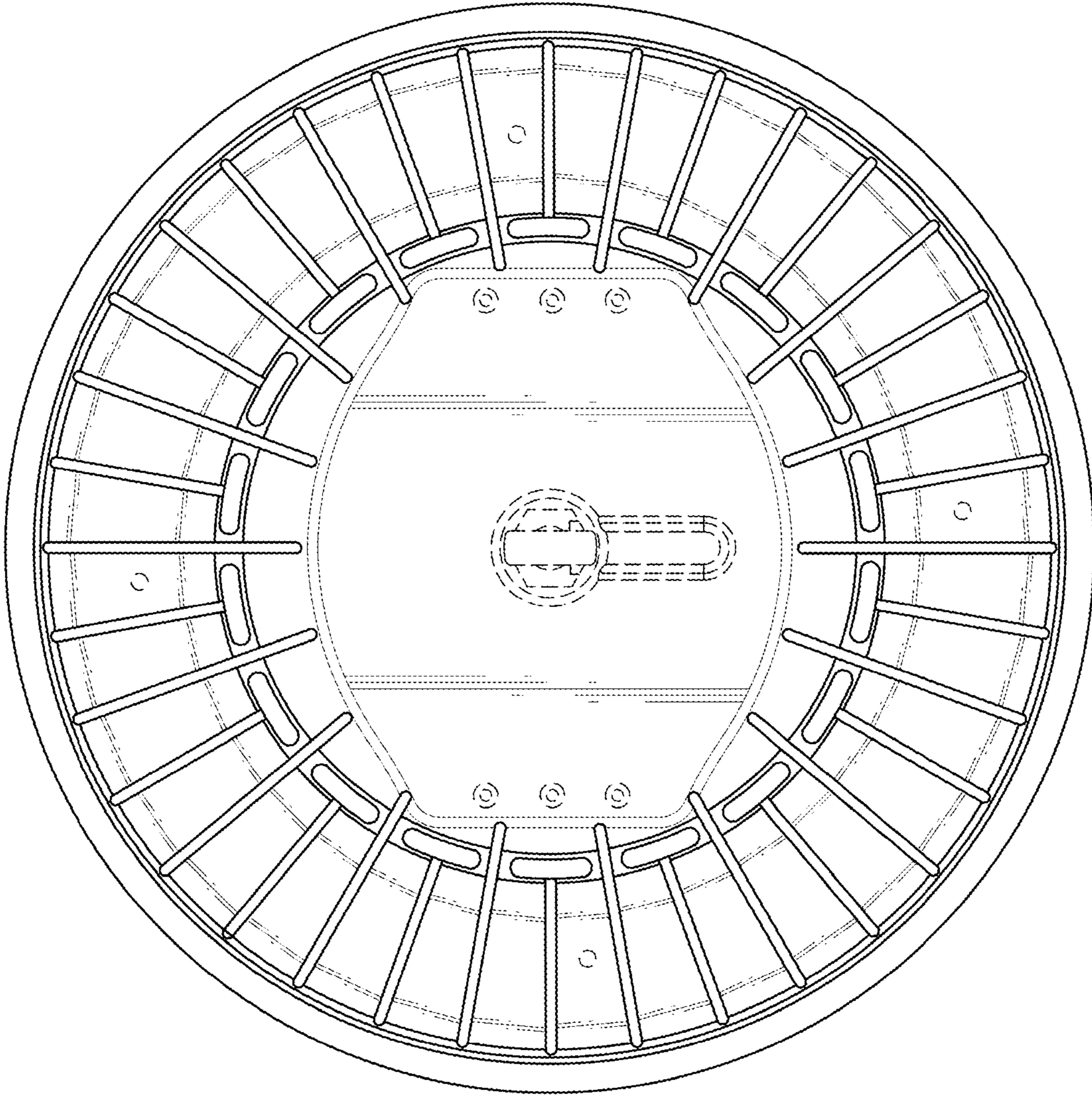


FIG. 8