



US00D932072S

(12) **United States Design Patent**
Lin

(10) **Patent No.:** **US D932,072 S**

(45) **Date of Patent:** **** Sep. 28, 2021**

(54) **AUTOMOBILE TAIL LIGHT**

(71) Applicant: **Chi-Chung Lin**, Hsinchu (TW)

(72) Inventor: **Chi-Chung Lin**, Hsinchu (TW)

(**) Term: **15 Years**

(21) Appl. No.: **29/735,557**

(22) Filed: **May 21, 2020**

(51) **LOC (13) Cl.** **26-06**

(52) **U.S. Cl.**
USPC **D26/28**

(58) **Field of Classification Search**
USPC D26/28-36, 39
CPC F21S 48/00; F21S 48/10; F21S 48/115;
F21S 48/225; F21S 48/1233; F21S
48/1266; F21S 48/1388; F21S 48/2268;
F21V 21/04; F21V 29/004; B60Q 9/13;
B60Q 9/135; B60Q 9/1375
See application file for complete search history.

(56) **References Cited**

U.S. PATENT DOCUMENTS

D592,336 S	5/2009	Hsu	
D604,874 S	* 11/2009	Golden D26/28
D631,177 S	1/2011	Yang	
D637,320 S	5/2011	Yang	

D703,847 S	*	4/2014	MacKay	D26/28
D735,911 S	*	8/2015	O'Donnell	D26/28
D744,678 S	*	12/2015	Lai	D26/28
D745,725 S	*	12/2015	McMahan	D26/28
D749,246 S	*	2/2016	Thole	D26/28
D772,447 S		11/2016	Lin		
D835,312 S		12/2018	Yang		

* cited by examiner

Primary Examiner — Marcus A Jackson

(74) *Attorney, Agent, or Firm* — Alexander Chen, Esq.

(57) **CLAIM**

The ornamental design for an automobile tail light, as shown and described.

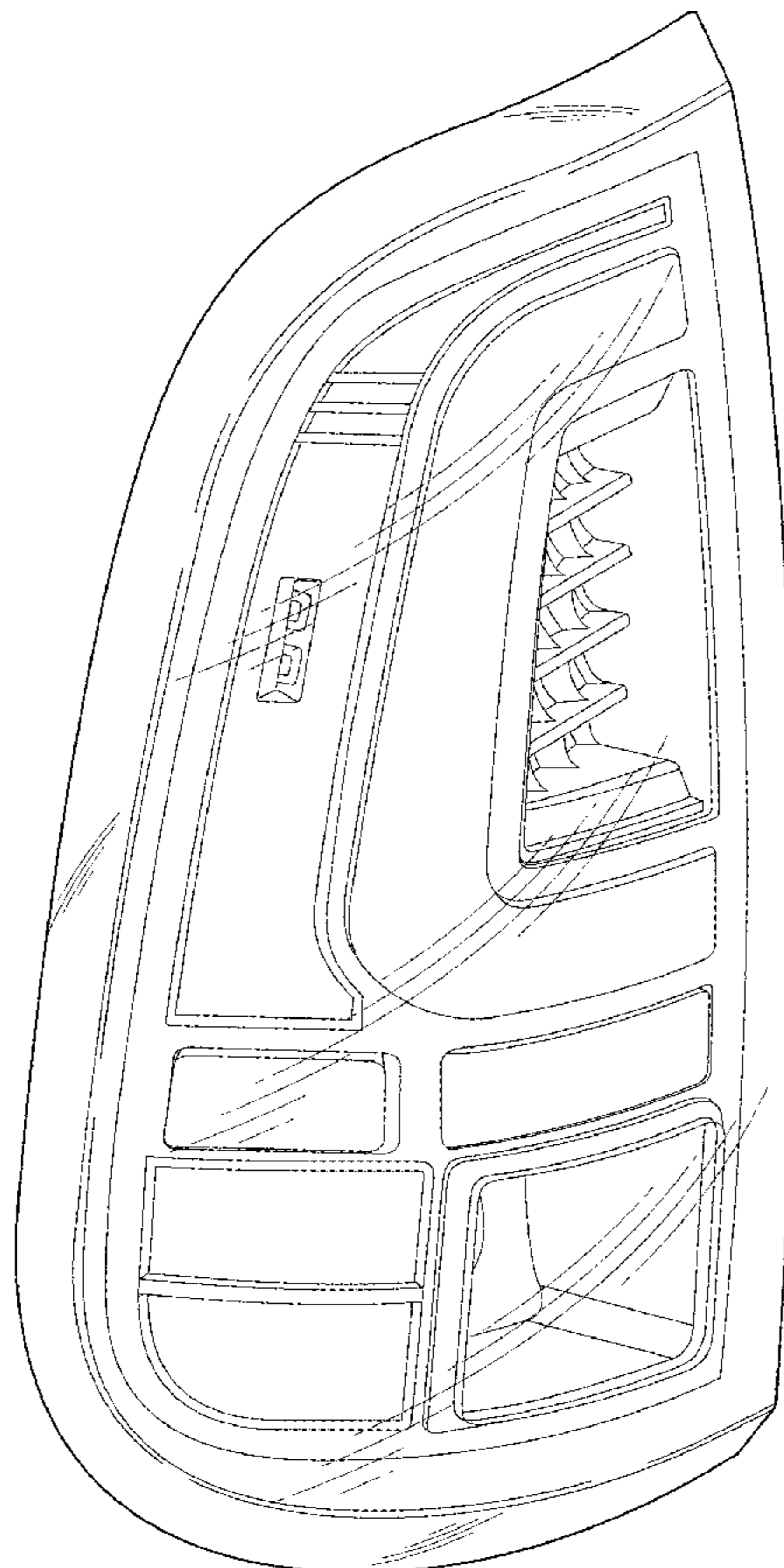
DESCRIPTION

FIG. 1 is a perspective view of an automobile tail light; FIG. 2 is a front view thereof; FIG. 3 is a side view thereof; FIG. 4 is a top view thereof; and, FIG. 5 is a bottom view thereof.

The broken lines are included to show environmental structure and form no part of the claimed design.

The design envisioned contains a second portion whose image is mirror symmetrical to the one shown.

1 Claim, 5 Drawing Sheets



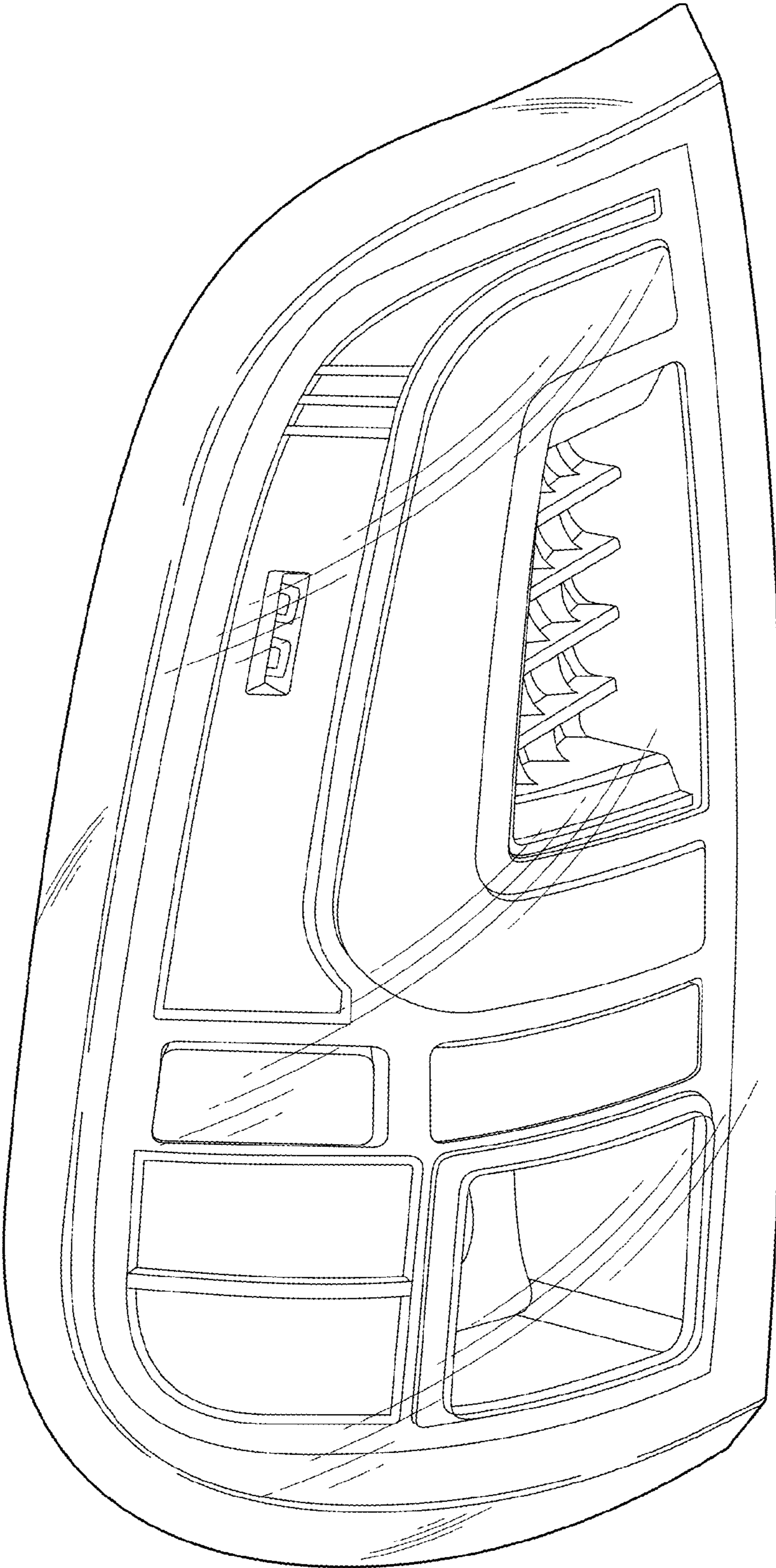


FIG. 1

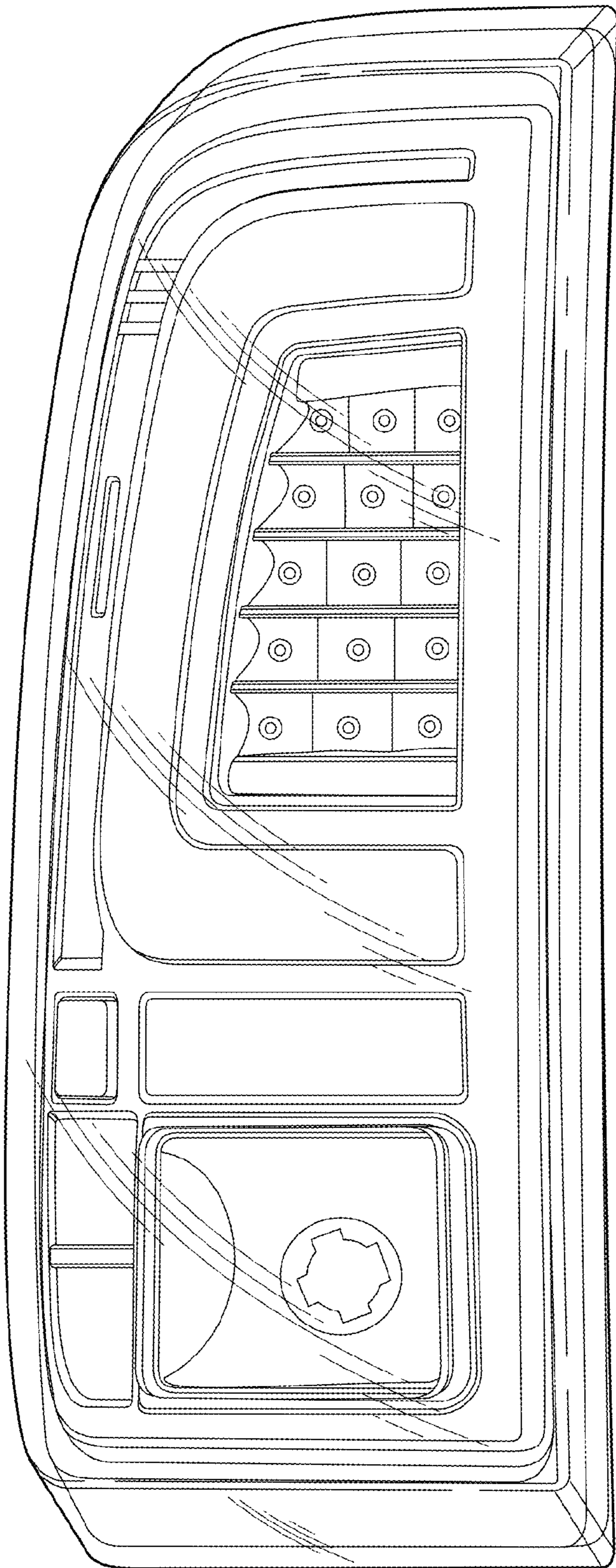


FIG. 2

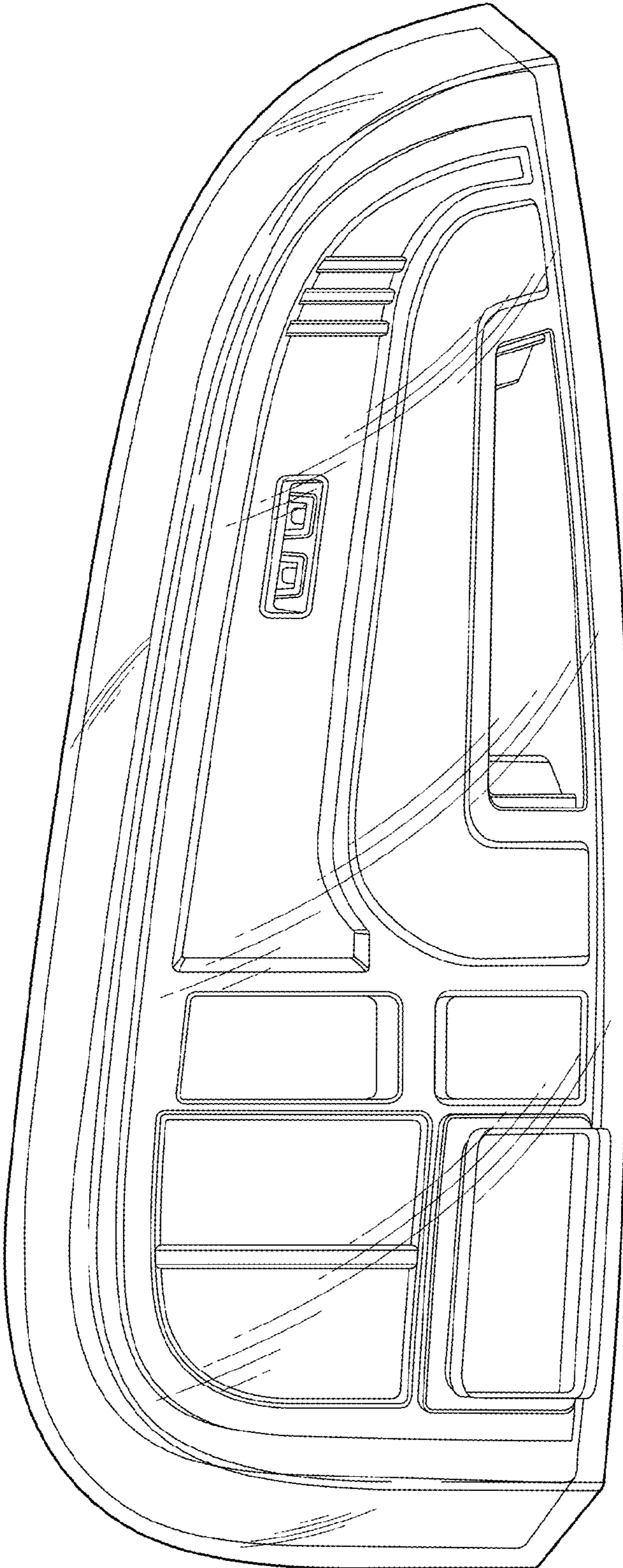


FIG. 3




FIG. 4

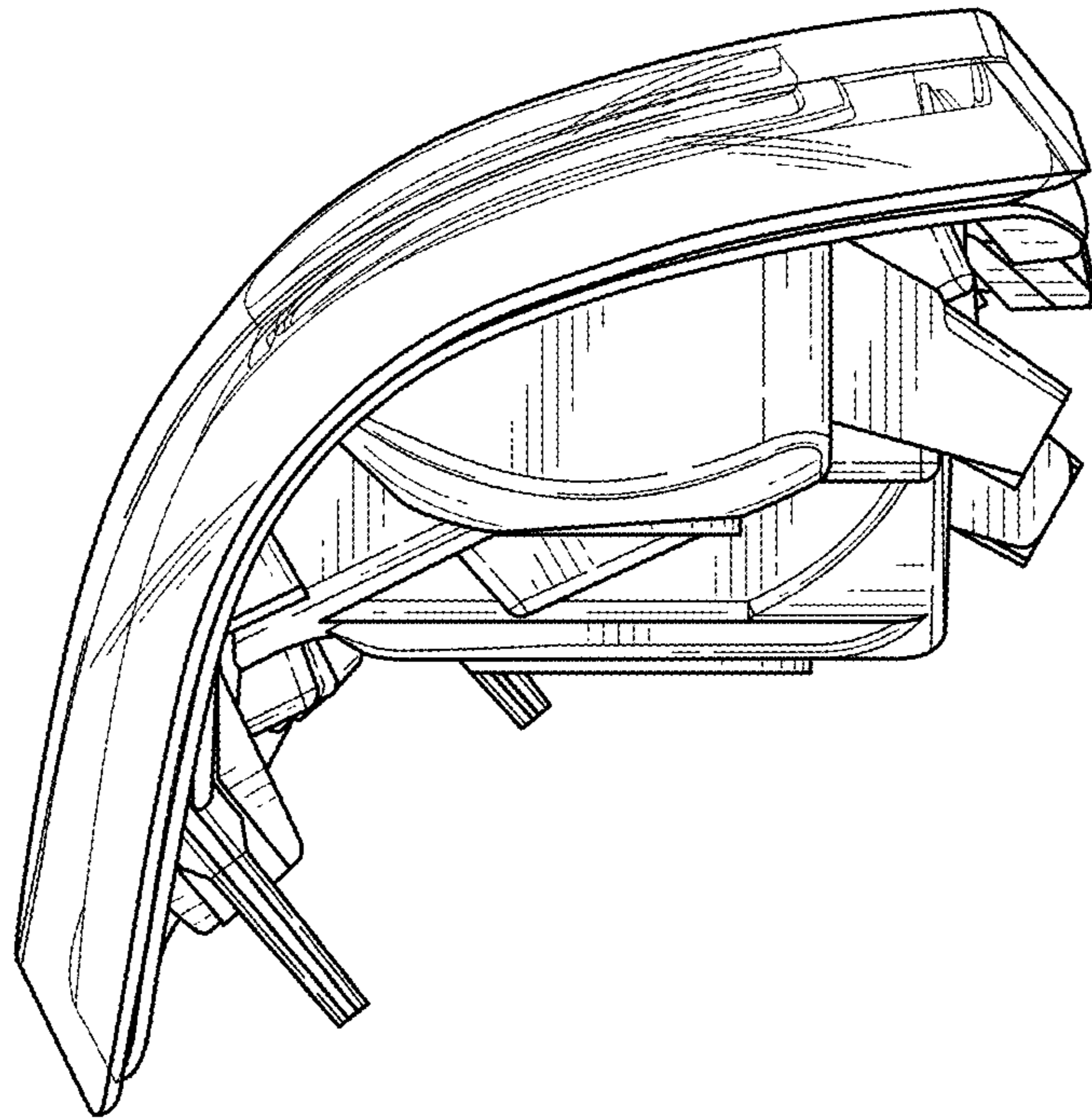


FIG. 5