



US00D932053S

(12) **United States Design Patent** (10) **Patent No.:** **US D932,053 S**
Aravena (45) **Date of Patent:** **** Sep. 28, 2021**

(54) **SURGICAL TRAY FOR DENTAL IMPLANTS**

D902,433 S * 11/2020 Livingston D24/227
D902,434 S * 11/2020 Livingston D24/227
D903,899 S * 12/2020 Self D24/224

(71) Applicant: **Implant Direct Sybron International LLC**, Thousand Oaks, CA (US)

FOREIGN PATENT DOCUMENTS

(72) Inventor: **Ines Aravena**, Santa Rosa Valley, CA (US)

KR 3020050034188 * 4/2006

(73) Assignee: **Implant Direct Sybron International LLC**, Thousand Oaks, CA (US)

OTHER PUBLICATIONS

(**) Term: **15 Years**

Dental implant surgery instrument kit. Online, published date unknown. Retrieved On Feb. 18, 2021 from URL: <https://www.medicaexpo.com/prod/cowellmedi/product-102495-936913.html>.*

(21) Appl. No.: **29/766,410**

* cited by examiner

(22) Filed: **Jan. 15, 2021**

Primary Examiner — Susan Bennett Hattan
Assistant Examiner — Omeed Agilee
(74) *Attorney, Agent, or Firm* — Wood Herron & Evans LLP

Related U.S. Application Data

(62) Division of application No. 29/726,063, filed on Feb. 28, 2020, now Pat. No. Des. 911,551, which is a division of application No. 29/654,026, filed on Jun. 20, 2018, now Pat. No. Des. 880,723.

(57) **CLAIM**

The ornamental design for a surgical tray for dental implants, as shown and described.

(51) **LOC (13) Cl.** **24-02**

DESCRIPTION

(52) **U.S. Cl.**
USPC **D24/229**

(58) **Field of Classification Search**
USPC D24/107, 121, 176, 216, 224–232;
D3/203.1–203.8, 304, 313; D7/550.1,
D7/552.2
CPC G06F 19/3406
See application file for complete search history.

FIG. 1 is a front-right-top perspective view of a surgical tray for dental implants showing environment;
FIG. 2 is a front-right-top perspective view thereof showing the environment removed;
FIG. 3 is a top plan view thereof;
FIG. 4 is a front elevation view thereof;
FIG. 5 is a rear elevation view thereof;
FIG. 6 is a right side elevation view thereof;
FIG. 7 is a left side elevation view thereof; and,
FIG. 8 is a front-right-top perspective view thereof in a disassembled configuration.

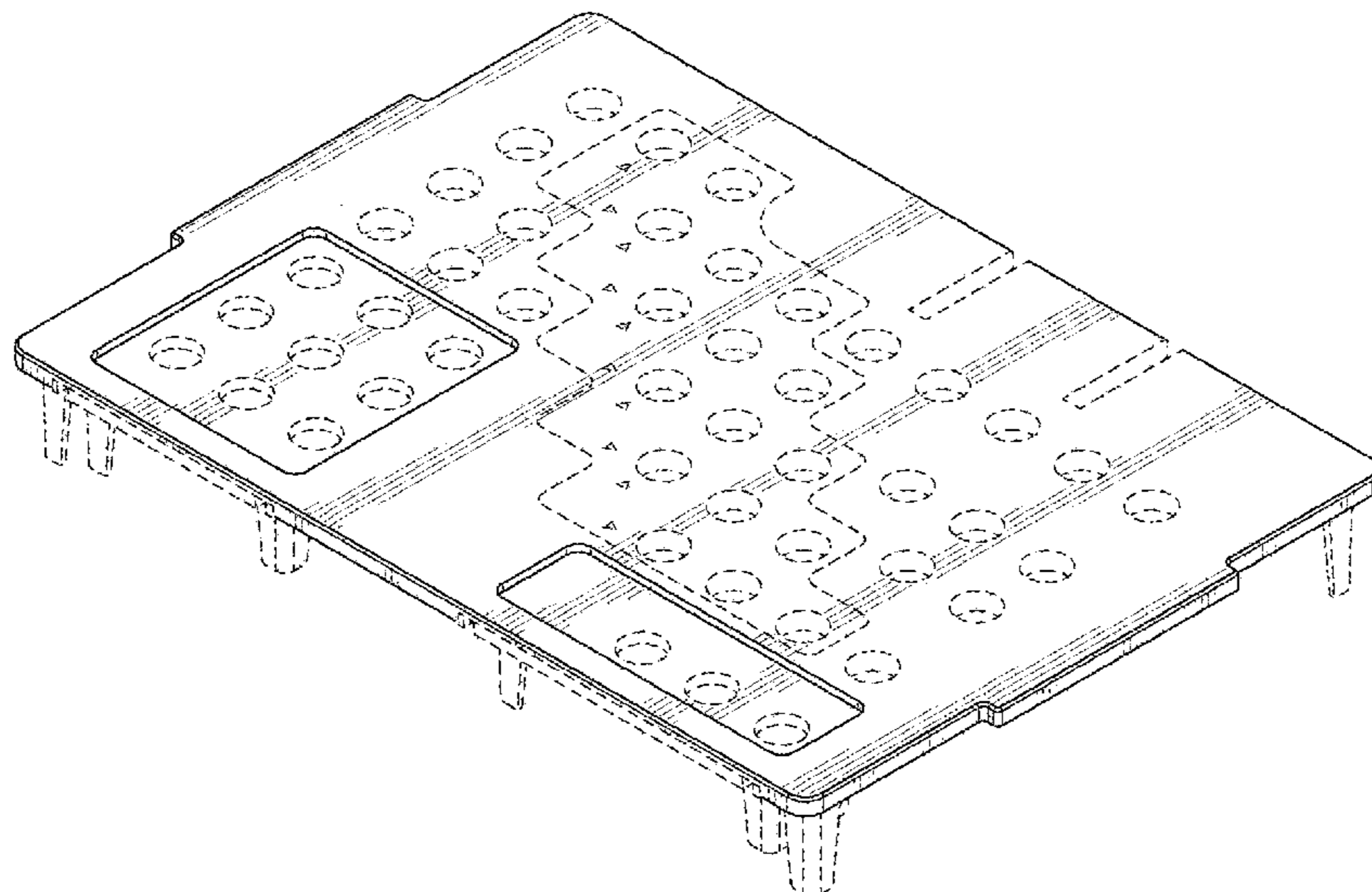
(56) **References Cited**

U.S. PATENT DOCUMENTS

D225,467 S * 12/1972 Burke D24/230
D302,207 S * 7/1989 Matkovich D24/226
D393,543 S * 4/1998 Wilkening D3/313
D736,403 S * 8/2015 Hudson D24/226
D766,455 S * 9/2016 Smollar D24/229
D867,614 S * 11/2019 Jones D24/227
D880,723 S * 4/2020 Aravena D24/229

The broken dash lines in the form of a case and dental implants in FIG. 1 depict environmental subject matter and form no part of the claimed design. All other broken dash lines in the figures depict portions of the surgical tray for dental implants that form no part of the claimed design.

1 Claim, 5 Drawing Sheets



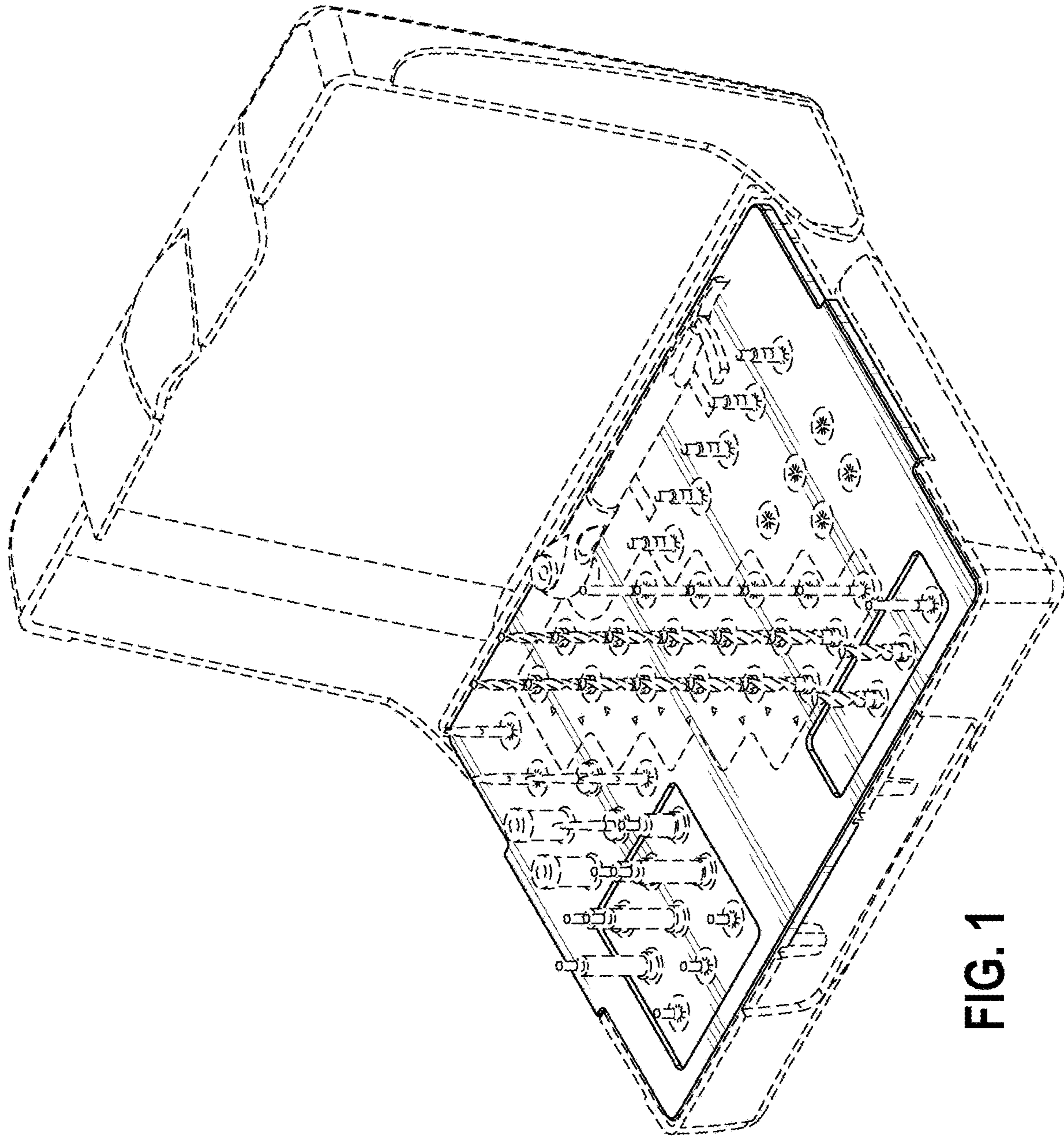


FIG. 1

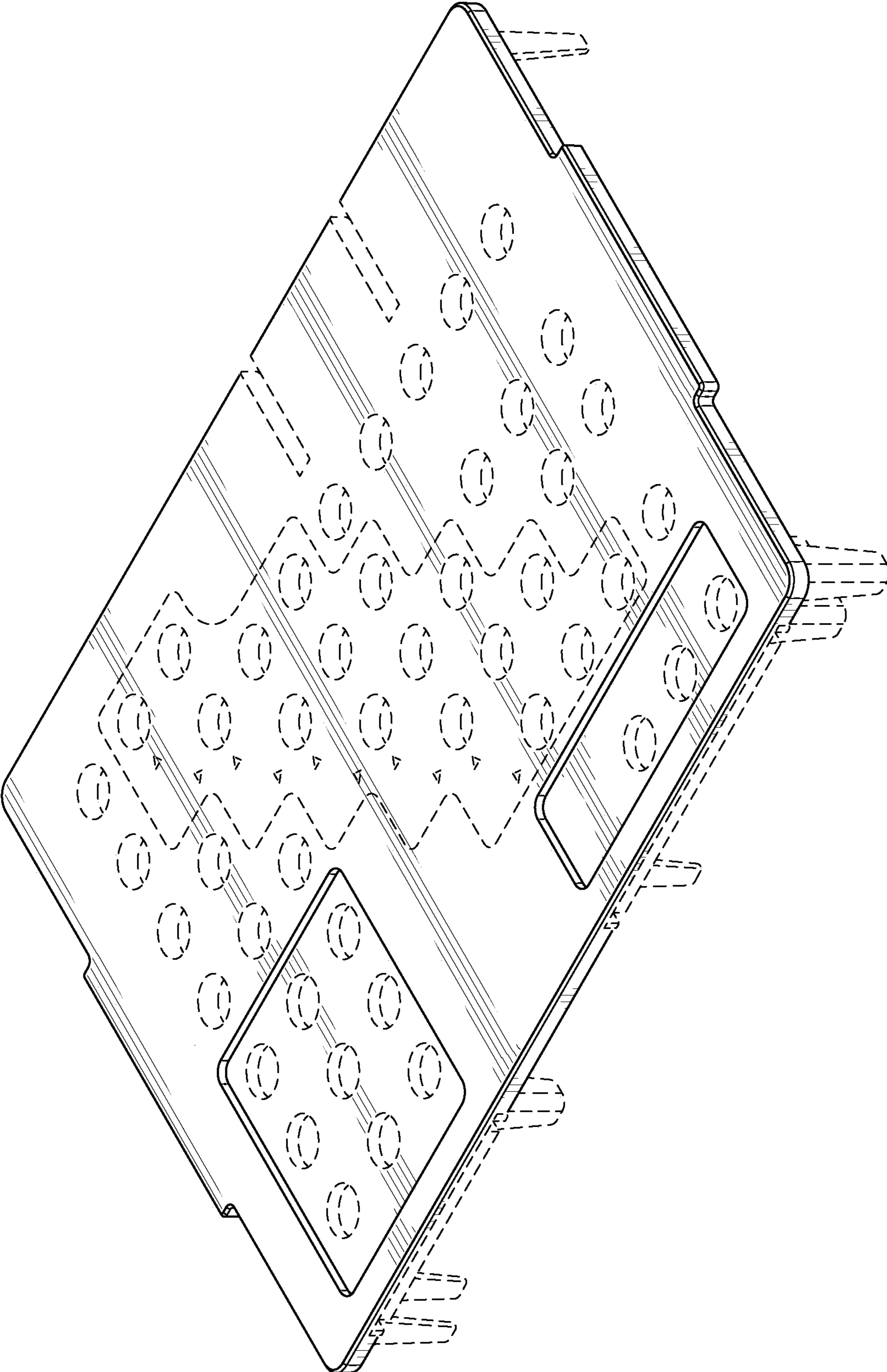


FIG. 2

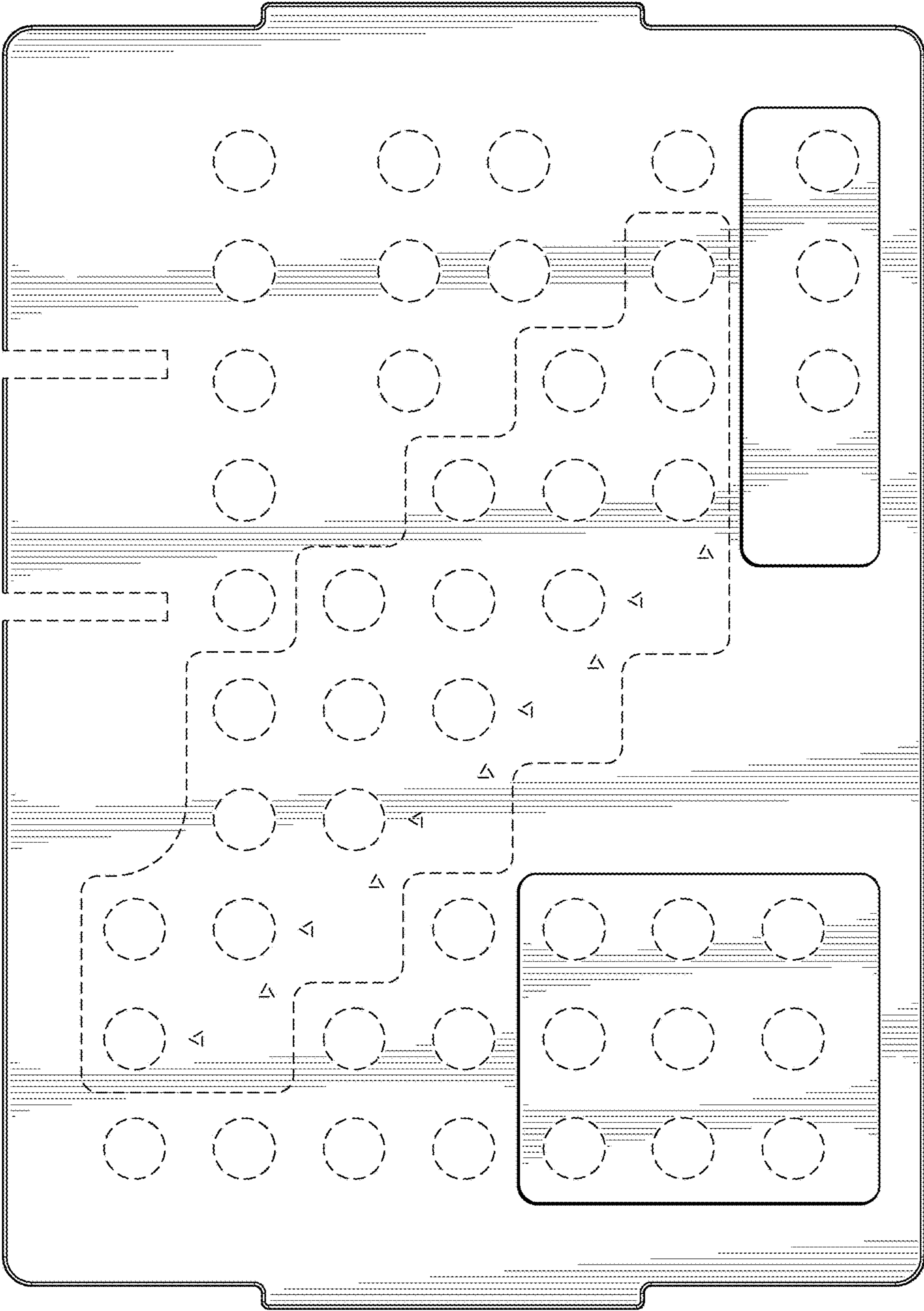


FIG. 3

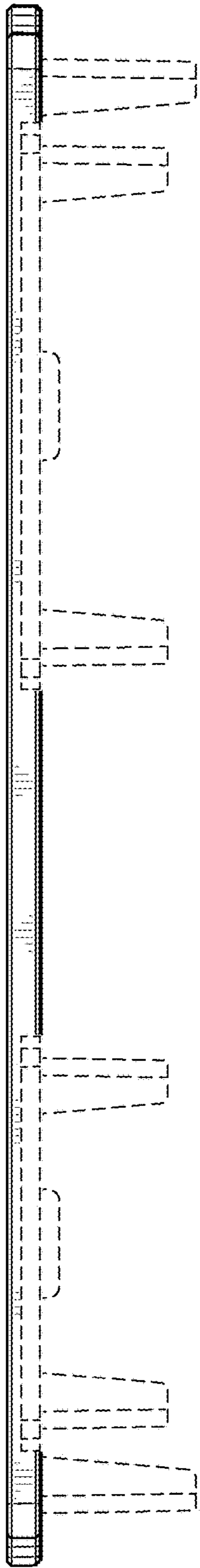


FIG. 4

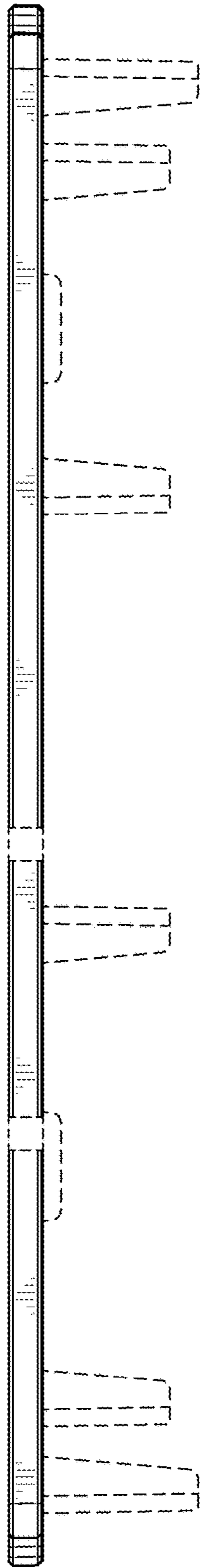


FIG. 5

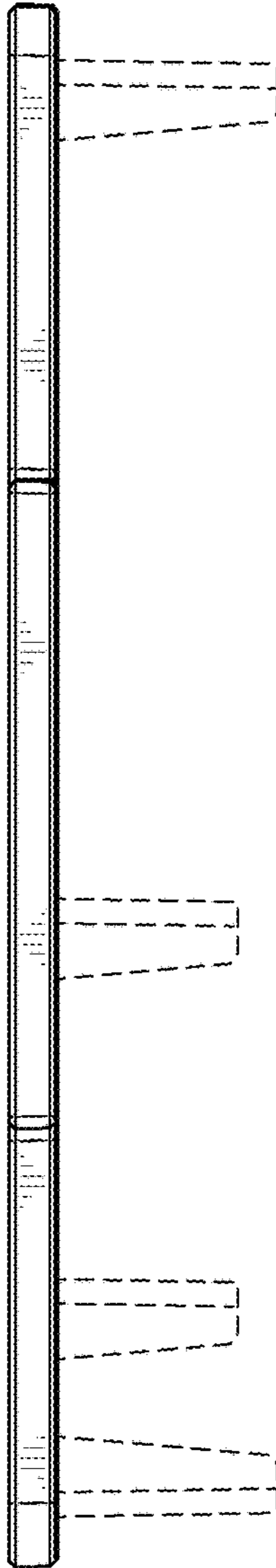


FIG. 6

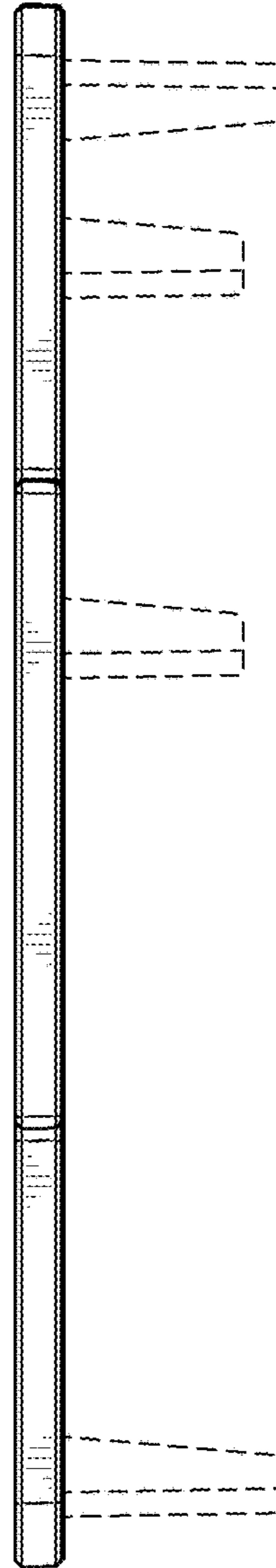


FIG. 7

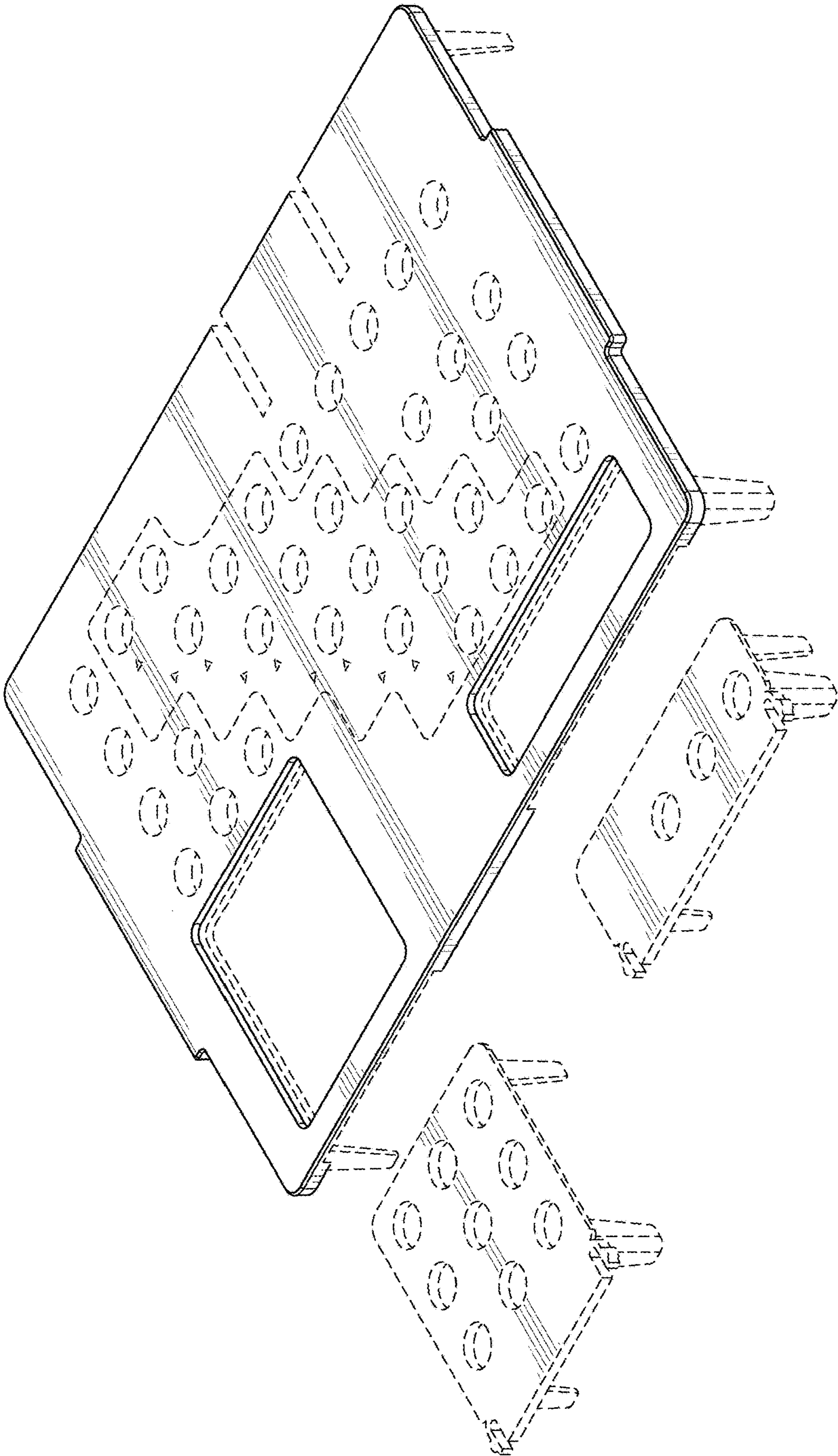


FIG. 8