

US00D932027S

(12) **United States Design Patent** (10) **Patent No.:** **US D932,027 S**
Leventis (45) **Date of Patent:** **** Sep. 28, 2021**

(54) **REMOVABLE ORTHOPEDIC CAST STAND FOOT POSITION PLATE**

D620,768 S * 8/2010 Jossem D7/688
D797,292 S * 9/2017 Clausen A61F 2/66
D24/155
D853,281 S * 7/2019 Steen D12/125

(71) Applicant: **OrthoPlus, Inc.**, Oceanside, CA (US)

(72) Inventor: **Chris Leventis**, Oceanside, CA (US)

(73) Assignee: **ORTHOPLUS, INC.**, Oceanside, CA (US)

(**) Term: **15 Years**

(21) Appl. No.: **29/652,232**

(22) Filed: **Jun. 19, 2020**

(51) **LOC (13) Cl.** **24-02**

(52) **U.S. Cl.**
USPC **D24/188; D24/190**

(58) **Field of Classification Search**
USPC D12/131, 133; D24/183, 188, 190-192
CPC A61G 5/12
See application file for complete search history.

(56) **References Cited**

U.S. PATENT DOCUMENTS

4,350,445 A * 9/1982 Olsson B01F 13/002
366/129
D315,539 S * 3/1991 Okamoto D12/131
D316,497 S * 4/1991 Hyland, Jr. D6/716.6
D411,302 S * 6/1999 Rowell D24/192
D437,059 S * 1/2001 Williams D24/190
6,543,854 B1 * 4/2003 Finch A61G 5/12
280/304.1
D480,995 S * 10/2003 Owens D12/133
D481,974 S * 11/2003 Evans D12/125
D481,977 S * 11/2003 Hood D12/133
7,309,364 B1 * 12/2007 Wagenknecht B63H 16/04
440/101
D570,764 S * 6/2008 Thomaz D12/174
D604,125 S * 11/2009 Griffith D7/688
D618,521 S * 6/2010 Jalet D7/688

FOREIGN PATENT DOCUMENTS

CN 306520998 * 5/2021 12/16

OTHER PUBLICATIONS

Turnstile Casting Stand, Aug. 10, 2020 [online], [Site Visited Jul. 28, 2021, Available from the URL: <https://www.impmedical.com/view-product/turnstile-casting-stand> (Year: 2020).*

* cited by examiner

Primary Examiner — Natasha Vujcic

Assistant Examiner — Gilbert B Ford

(74) *Attorney, Agent, or Firm* — Law Office of Scott C Harris, Inc

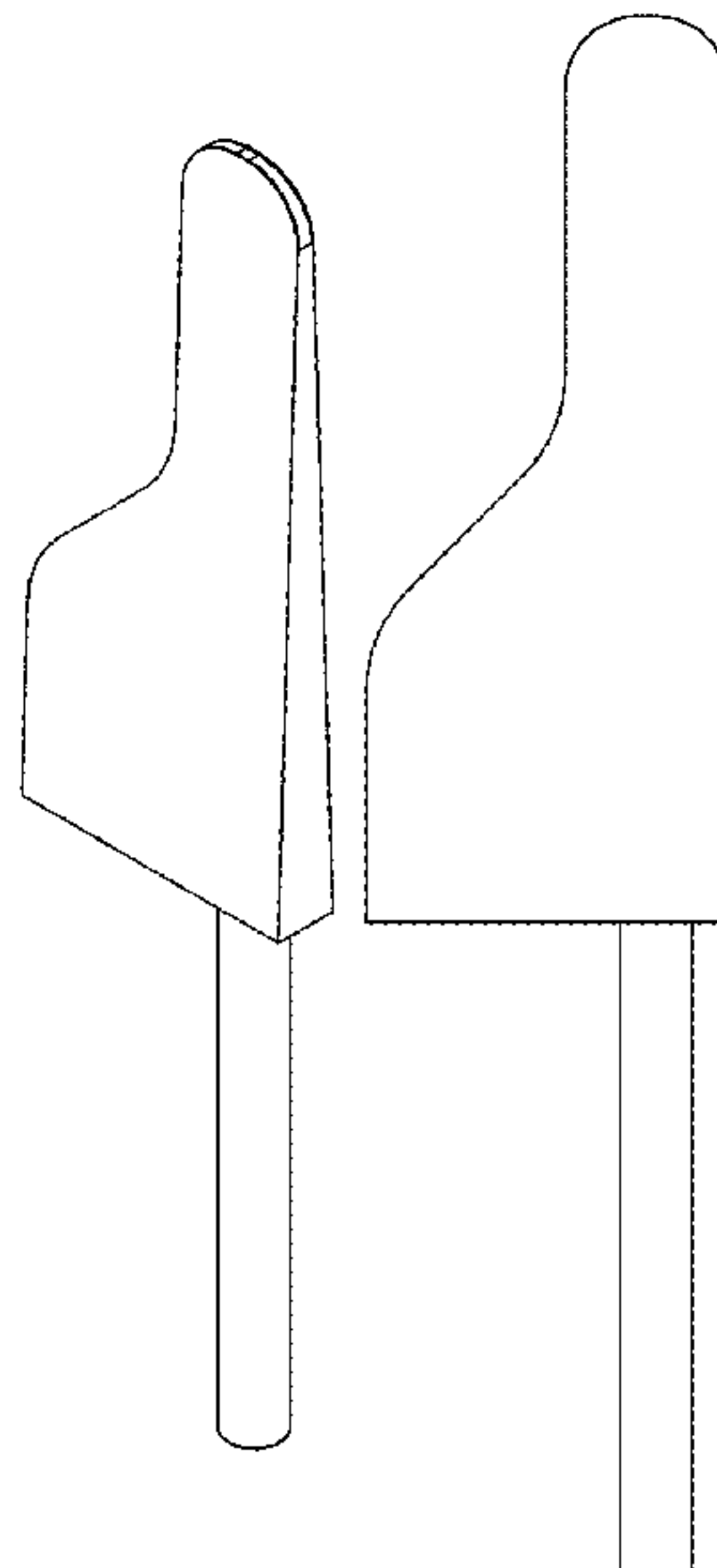
(57) **CLAIM**

The ornamental design for a removable orthopedic cast stand foot position plate device, as shown and described.

DESCRIPTION

FIG. 1 shows a first perspective view of a removable orthopedic cast stand foot position plate;
FIG. 2 shows a front view of a removable orthopedic cast stand foot position plate;
FIG. 3 shows a rear view of a removable orthopedic cast stand foot position plate;
FIG. 4 shows a first side view of a removable orthopedic cast stand foot position plate;
FIG. 5 shows a second side view of a removable orthopedic cast stand foot position plate;
FIG. 6 shows a top view of the a removable orthopedic cast stand foot position plate; and,
FIG. 7 shows a bottom view of a removable orthopedic cast stand foot position plate.

1 Claim, 7 Drawing Sheets



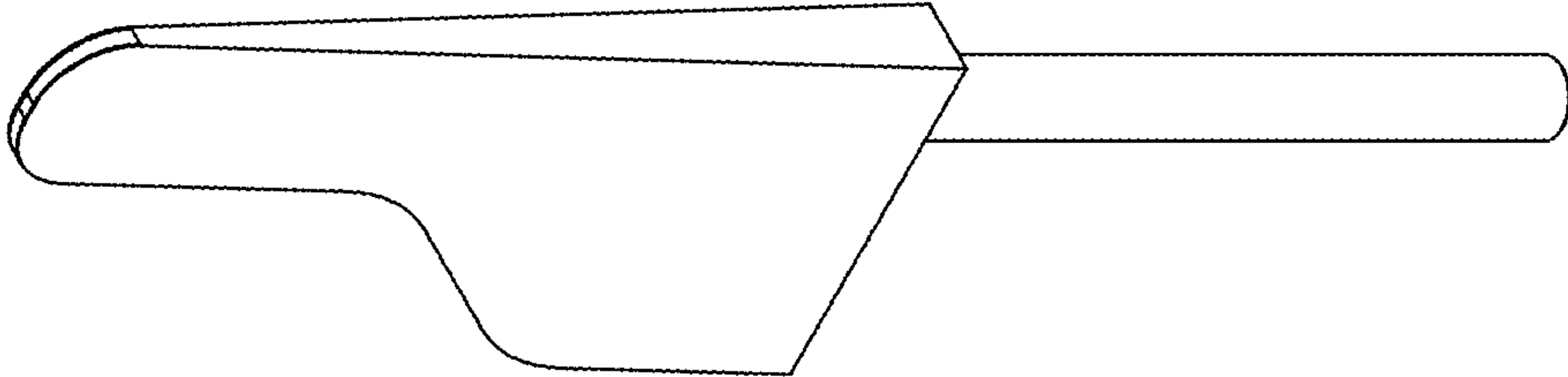


Fig. 1

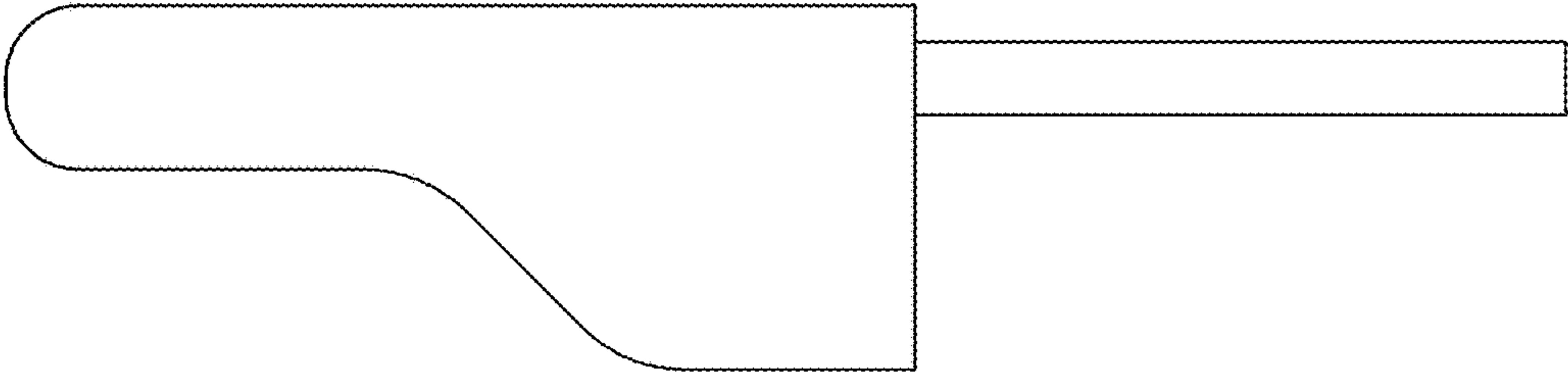


Fig. 2

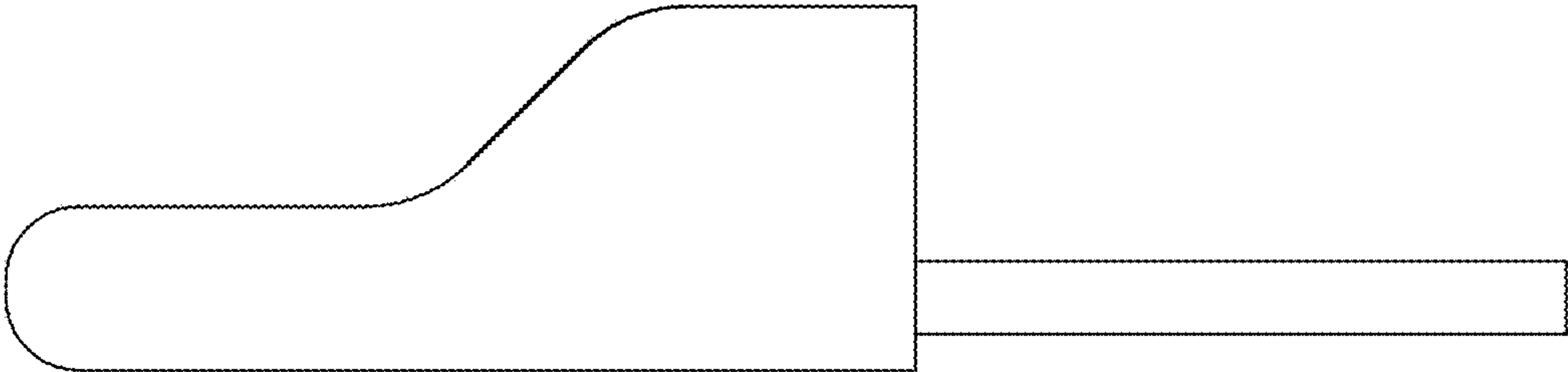


Fig. 3



Fig. 4



Fig. 5

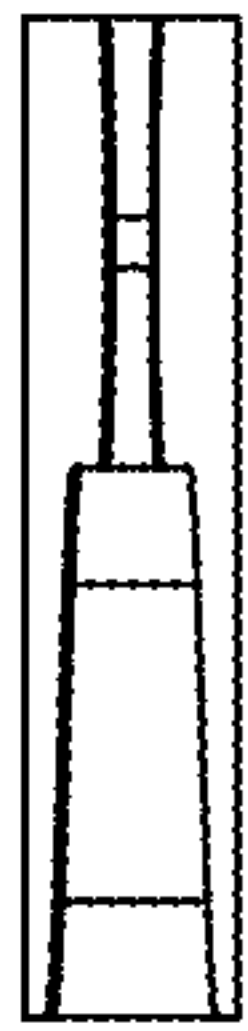


Fig. 6



Fig. 7