



US00D932014S

(12) **United States Design Patent**  
**Hugon**

(10) **Patent No.:** **US D932,014 S**

(45) **Date of Patent:** **\*\* Sep. 28, 2021**

(54) **FRAME FOR MAGNETS IN MAGNETIC RESONANCE IMAGING**

10,241,177 B2 3/2019 Poole et al.  
10,274,561 B2\* 4/2019 Poole ..... G01R 33/389  
10,281,540 B2 5/2019 Mileski et al.  
10,281,541 B2 5/2019 Poole et al.  
10,295,628 B2 5/2019 Mileski et al.  
10,310,037 B2 6/2019 McNulty et al.

(71) Applicant: **Hyperfine, Inc.**, Guilford, CT (US)

(72) Inventor: **Cedric Hugon**, Guilford, CT (US)

(73) Assignee: **Hyperfine, Inc.**, Guilford, CT (US)

(\*\*) Term: **15 Years**

(21) Appl. No.: **29/716,476**

(22) Filed: **Dec. 10, 2019**

(51) **LOC (13) Cl.** ..... **24-01**

(52) **U.S. Cl.**  
USPC ..... **D24/158**

(58) **Field of Classification Search**  
USPC ..... D24/158-161, 185, 186, 107  
CPC .. A61B 5/05; A61B 5/055; A61B 6/03; A61B 6/035

See application file for complete search history.

(56) **References Cited**

**U.S. PATENT DOCUMENTS**

D703,322 S *	4/2014	Hayman .....	D24/158
D742,519 S *	11/2015	Sul .....	D24/158
9,541,616 B2	1/2017	Rothberg et al.	
9,547,057 B2	1/2017	Rearick et al.	
9,625,543 B2	4/2017	Rearick et al.	
9,625,544 B2	4/2017	Poole et al.	
9,638,773 B2	5/2017	Poole et al.	
9,645,210 B2	5/2017	McNulty et al.	
D790,709 S *	6/2017	Gmeiner .....	D24/158
9,797,971 B2	10/2017	Rearick et al.	
9,817,093 B2	11/2017	Rothberg et al.	
D806,660 S *	1/2018	Braswell, Jr. ....	D13/184
10,139,464 B2	11/2018	Rearick et al.	
10,145,913 B2	12/2018	Hugon et al.	
10,145,922 B2	12/2018	Rothberg et al.	
10,222,434 B2	3/2019	Poole et al.	
10,222,435 B2	3/2019	Mileski et al.	

*Primary Examiner* — Lilyana Bekic  
*Assistant Examiner* — Mary Shannon Malley  
(74) *Attorney, Agent, or Firm* — Wolf, Greenfield & Sacks, P.C.

(57) **CLAIM**

The ornamental design for a frame for magnets in magnetic resonance imaging, as shown and described.

**DESCRIPTION**

FIG. 1 is a top, front, right side perspective view of a frame for magnets in magnetic resonance imaging showing the claimed design, with the top, front, left side perspective view being a mirror image thereof;

FIG. 2 is a top view thereof, with the bottom view being a mirror image thereof;

FIG. 3 is a front view thereof, with the rear view being a mirror image thereof; FIG. 4 is a left side view thereof, with the right side view being a mirror image thereof;

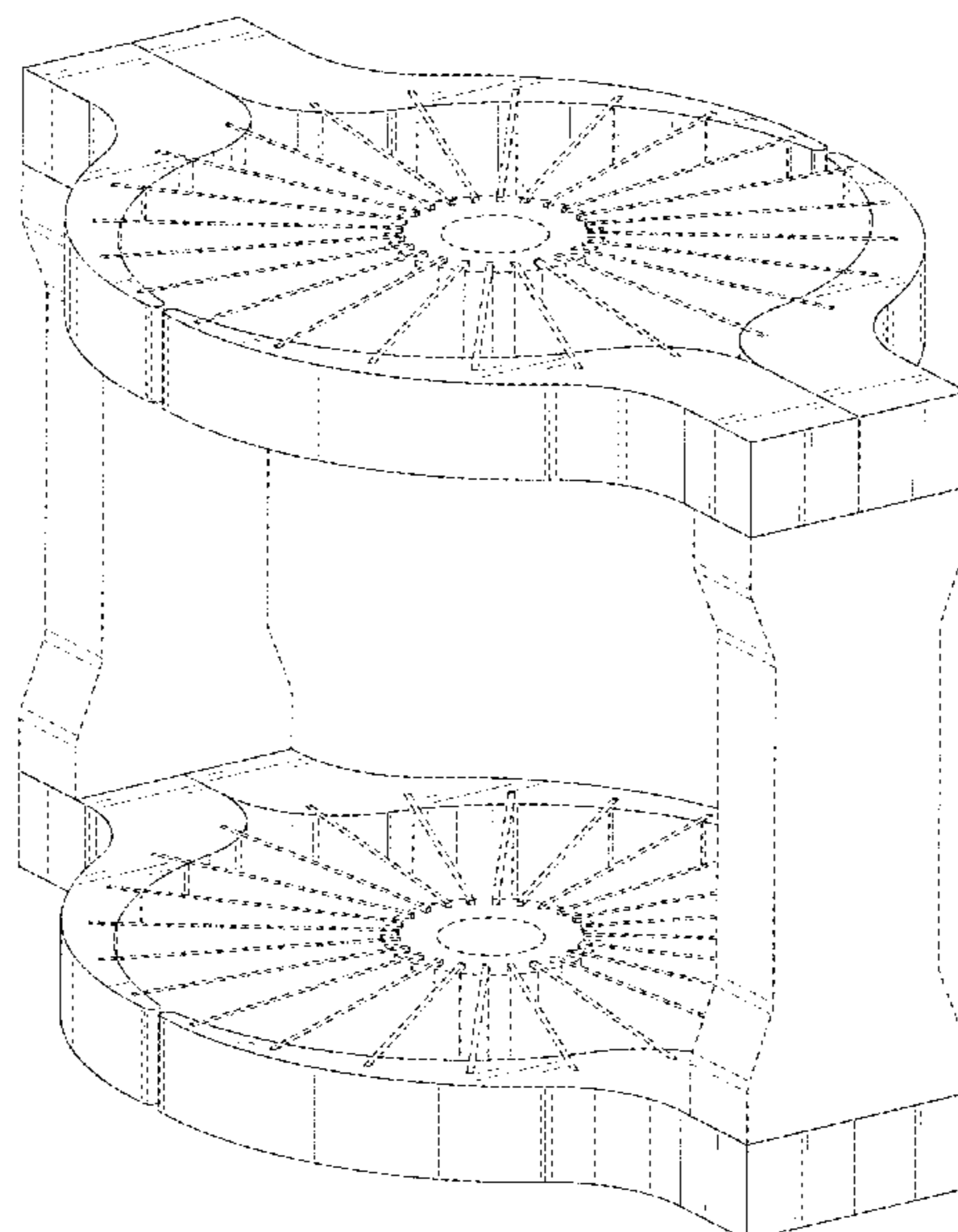
FIG. 5 is a top, rear, right side perspective view thereof, with the top, rear, left side perspective view being a mirror image thereof;

FIG. 6 is a bottom, front, right side perspective view thereof, with the bottom, front, left side perspective view being a mirror image thereof; and,

FIG. 7 is a bottom, rear, right side perspective view thereof, with the bottom, rear, left side perspective view being a mirror image thereof.

The broken lines in the figures show portions of the frame for magnets in magnetic resonance imaging that form no part of the claimed design.

**1 Claim, 7 Drawing Sheets**



(56)

References Cited

U.S. PATENT DOCUMENTS

10,324,147 B2	6/2019	McNulty et al.	2018/0164390 A1	6/2018	Poole et al.
10,330,755 B2	6/2019	Poole et al.	2018/0168527 A1	6/2018	Poole et al.
10,353,030 B2	7/2019	Poole et al.	2018/0210047 A1	7/2018	Poole et al.
10,371,773 B2	8/2019	Poole et al.	2018/0224512 A1	8/2018	Poole et al.
10,379,186 B2	8/2019	Rothberg et al.	2018/0238978 A1	8/2018	McNulty et al.
10,416,264 B2	9/2019	Sofka et al.	2018/0238980 A1	8/2018	Poole et al.
10,444,310 B2	10/2019	Poole et al.	2018/0238981 A1	8/2018	Poole et al.
10,466,327 B2	11/2019	Rothberg et al.	2019/0004130 A1	1/2019	Poole et al.
10,488,482 B2	11/2019	Rearick et al.	2019/0011510 A1	1/2019	Hugon et al.
10,495,712 B2	12/2019	Rothberg et al.	2019/0011513 A1	1/2019	Poole et al.
10,520,566 B2	12/2019	Poole et al.	2019/0011514 A1	1/2019	Poole et al.
10,527,692 B2	1/2020	McNulty et al.	2019/0011521 A1	1/2019	Sofka et al.
10,534,058 B2	1/2020	Sofka et al.	2019/0018094 A1	1/2019	Mileski et al.
10,539,637 B2	1/2020	Poole et al.	2019/0018095 A1	1/2019	Mileski et al.
10,545,207 B2	1/2020	Poole et al.	2019/0018096 A1	1/2019	Poole et al.
D874,653 S *	2/2020	Liu ..... D24/158	2019/0025389 A1	1/2019	McNulty et al.
10,551,452 B2	2/2020	Rearick et al.	2019/0033402 A1	1/2019	McNulty et al.
10,564,239 B2	2/2020	Poole et al.	2019/0033414 A1	1/2019	Sofka et al.
D889,467 S *	7/2020	Fook ..... D14/420	2019/0033415 A1	1/2019	Sofka et al.
D890,927 S *	7/2020	Chong ..... D24/158	2019/0033416 A1	1/2019	Rothberg et al.
D912,822 S *	3/2021	Hugon ..... D24/158	2019/0038233 A1	2/2019	Poole et al.
2016/0069968 A1	3/2016	Rothberg et al.	2019/0086497 A1	3/2019	Rearick et al.
2016/0069970 A1	3/2016	Rearick et al.	2019/0101607 A1	4/2019	Rothberg et al.
2016/0069971 A1	3/2016	McNulty et al.	2019/0162806 A1	5/2019	Poole et al.
2016/0069972 A1	3/2016	Poole et al.	2019/0178962 A1	6/2019	Poole et al.
2016/0069975 A1	3/2016	Rothberg et al.	2019/0178963 A1	6/2019	Poole et al.
2016/0128592 A1	5/2016	Rosen et al.	2019/0227136 A1	7/2019	Mileski et al.
2016/0131727 A1	5/2016	Sacolick et al.	2019/0227137 A1	7/2019	Mileski et al.
2016/0169992 A1	6/2016	Rothberg et al.	2019/0250227 A1	8/2019	McNulty et al.
2016/0169993 A1	6/2016	Rearick et al.	2019/0250228 A1	8/2019	McNulty et al.
2016/0223631 A1	8/2016	Poole et al.	2019/0257903 A1	8/2019	Poole et al.
2016/0231399 A1	8/2016	Rothberg et al.	2019/0324098 A1	10/2019	McNulty et al.
2016/0231402 A1	8/2016	Rothberg et al.	2019/0353720 A1	11/2019	Dyvorne et al.
2016/0231403 A1	8/2016	Rothberg et al.	2019/0353723 A1	11/2019	Dyvorne et al.
2016/0231404 A1	8/2016	Rothberg et al.	2019/0353726 A1	11/2019	Poole et al.
2016/0299203 A1	10/2016	Mileski et al.	2019/0353727 A1	11/2019	Dyvorne et al.
2016/0334479 A1	11/2016	Poole et al.	2020/0011952 A1	1/2020	Rothberg et al.
2017/0102443 A1	4/2017	Rearick et al.	2020/0018806 A1	1/2020	Rothberg et al.
2017/0227616 A1	8/2017	Poole et al.	2020/0022611 A1	1/2020	Nelson et al.
2017/0276747 A1	9/2017	Hugon et al.	2020/0022612 A1	1/2020	McNulty et al.
2017/0276749 A1	9/2017	Hugon et al.	2020/0022613 A1	1/2020	Nelson et al.
2018/0024208 A1	1/2018	Rothberg et al.	2020/0025846 A1	1/2020	Nelson et al.
2018/0038931 A1	2/2018	Rearick et al.	2020/0025851 A1	1/2020	Rearick et al.
2018/0088193 A1	3/2018	Rearick et al.	2020/0033431 A1	1/2020	Schlemper et al.
2018/0143274 A1	5/2018	Poole et al.	2020/0034998 A1	1/2020	Schlemper et al.
2018/0143275 A1	5/2018	Sofka et al.	2020/0041588 A1	2/2020	O'Halloran et al.
2018/0143280 A1	5/2018	Dyvorne et al.	2020/0045112 A1	2/2020	Sacolick et al.
2018/0143281 A1	5/2018	Sofka et al.	2020/0054241 A1	2/2020	Nelson et al.
2018/0144467 A1	5/2018	Sofka et al.	2020/0058106 A1	2/2020	Lazarus et al.
2018/0156881 A1	6/2018	Poole et al.	2020/0064427 A1	2/2020	Poole et al.
			2020/0237310 A1 *	7/2020	Lozano-Buhl ..... A61B 5/05

\* cited by examiner



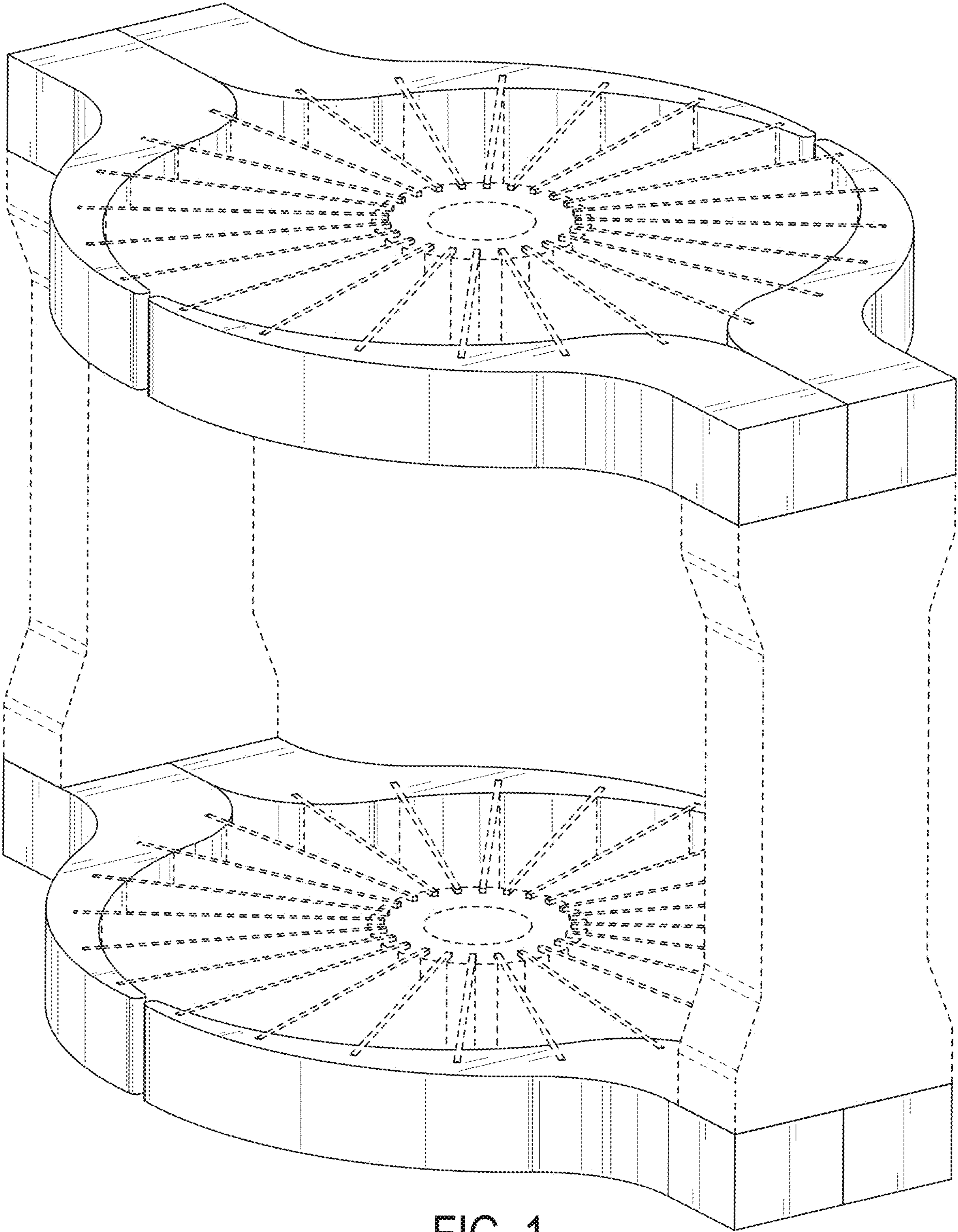


FIG. 1

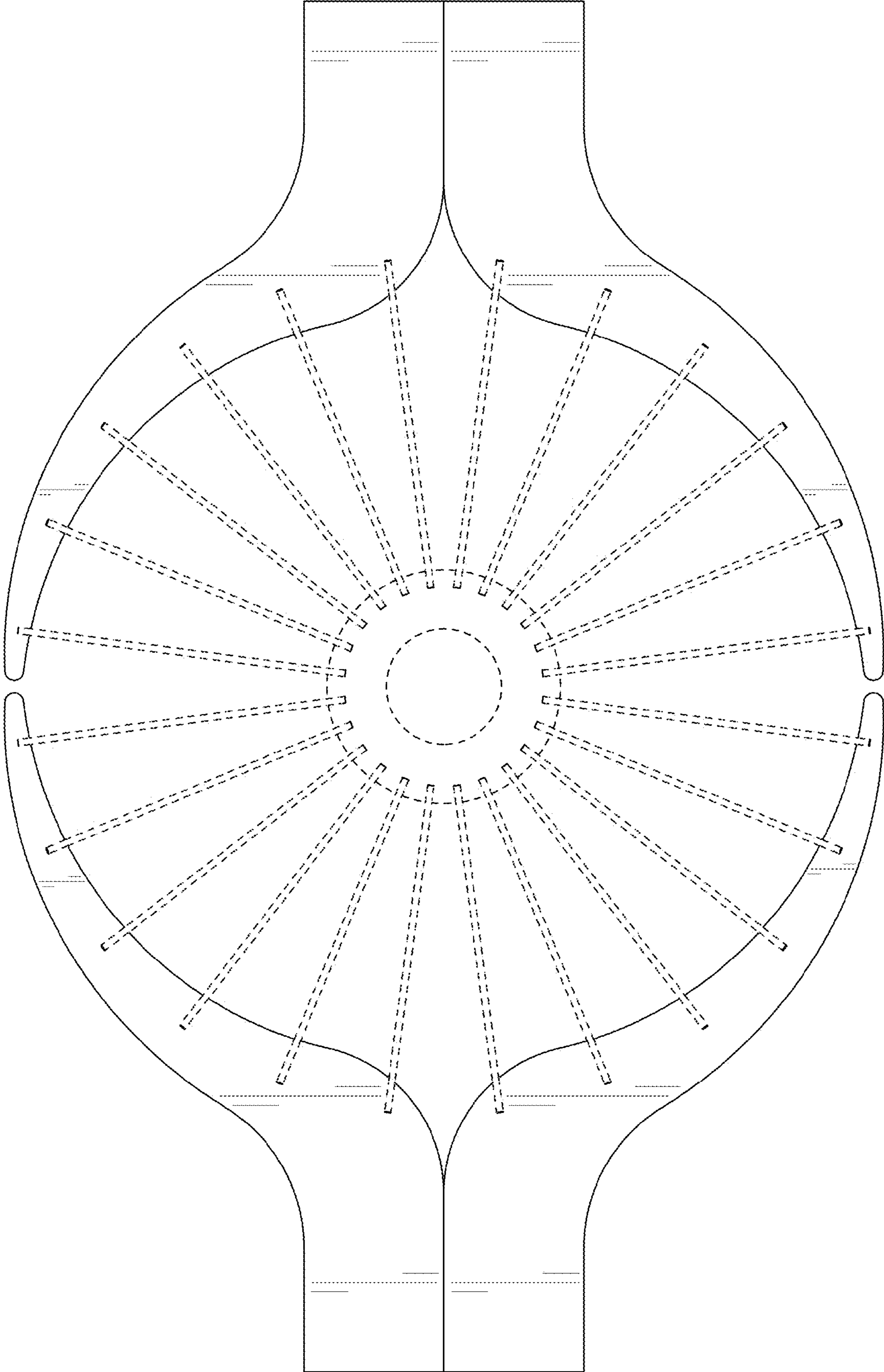


FIG. 2




FIG. 3

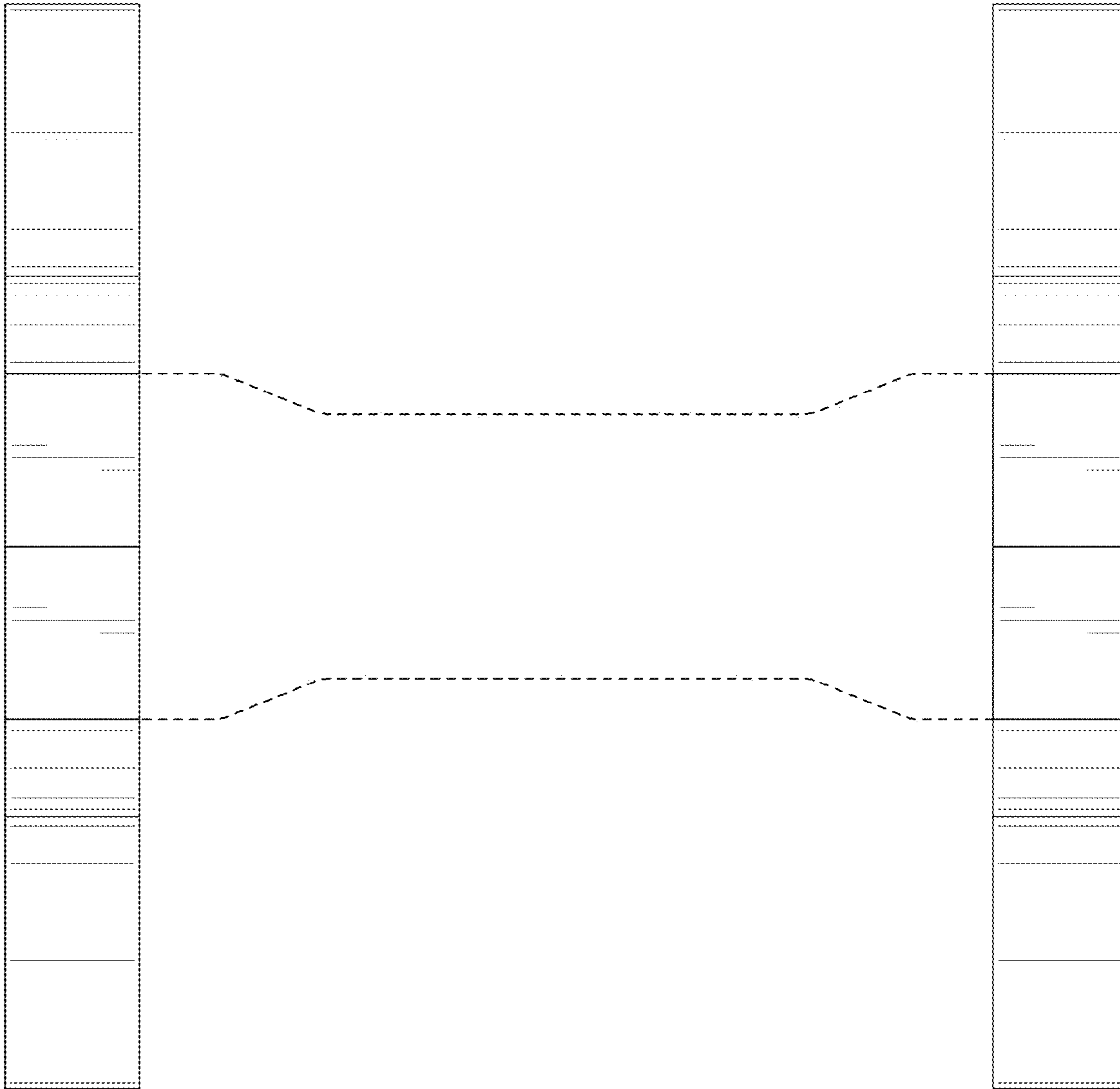


FIG. 4



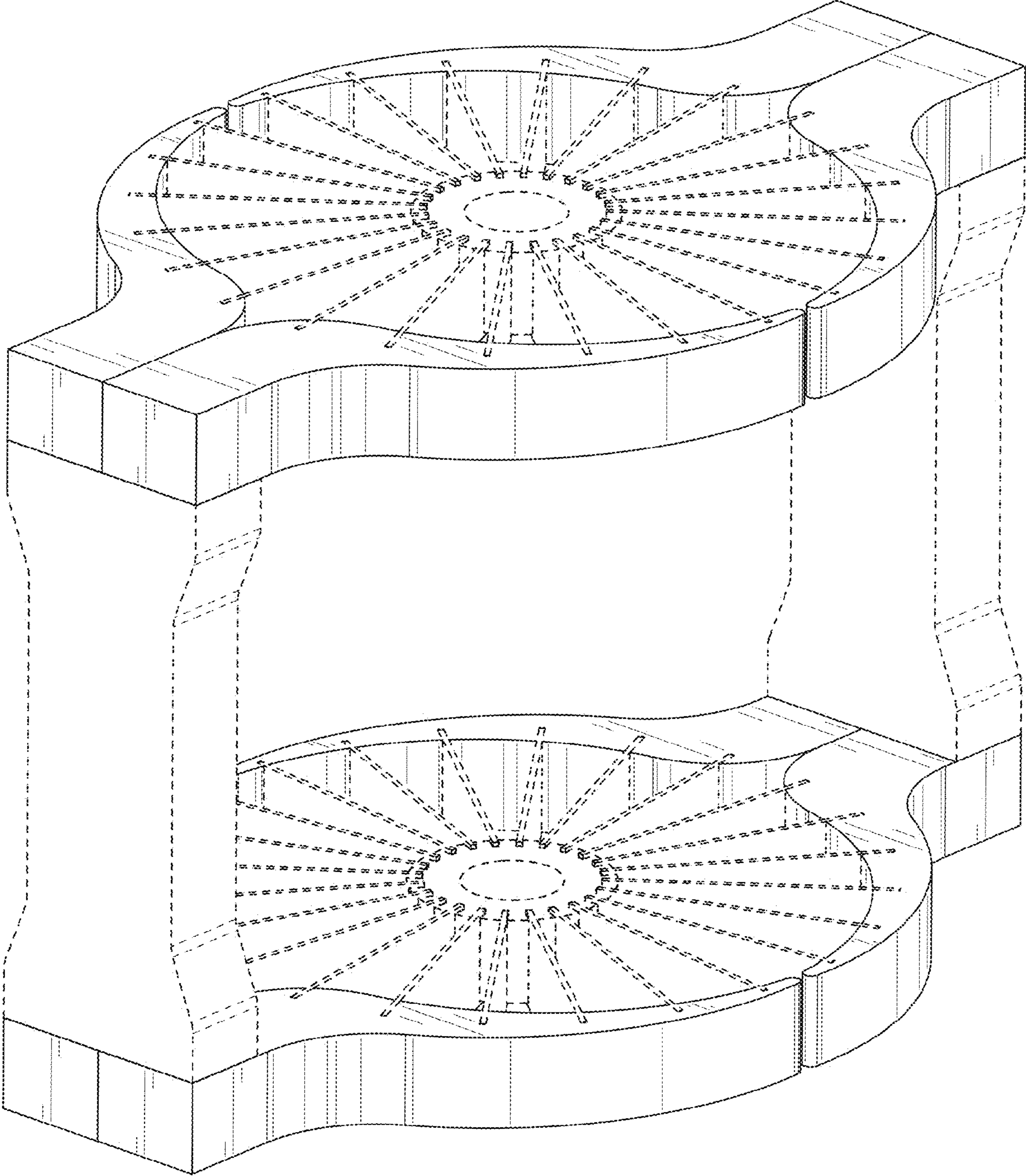


FIG. 5

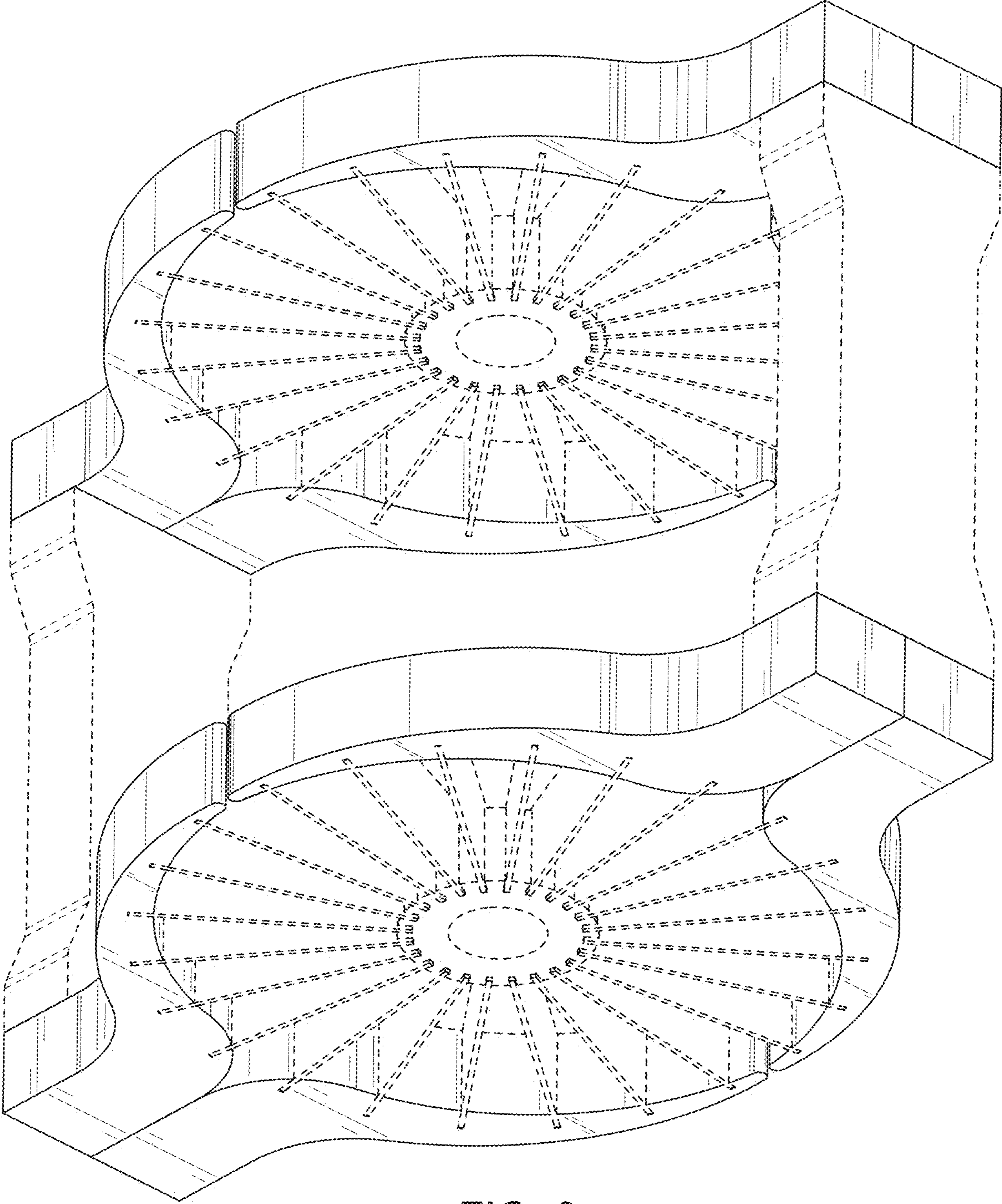


FIG. 6



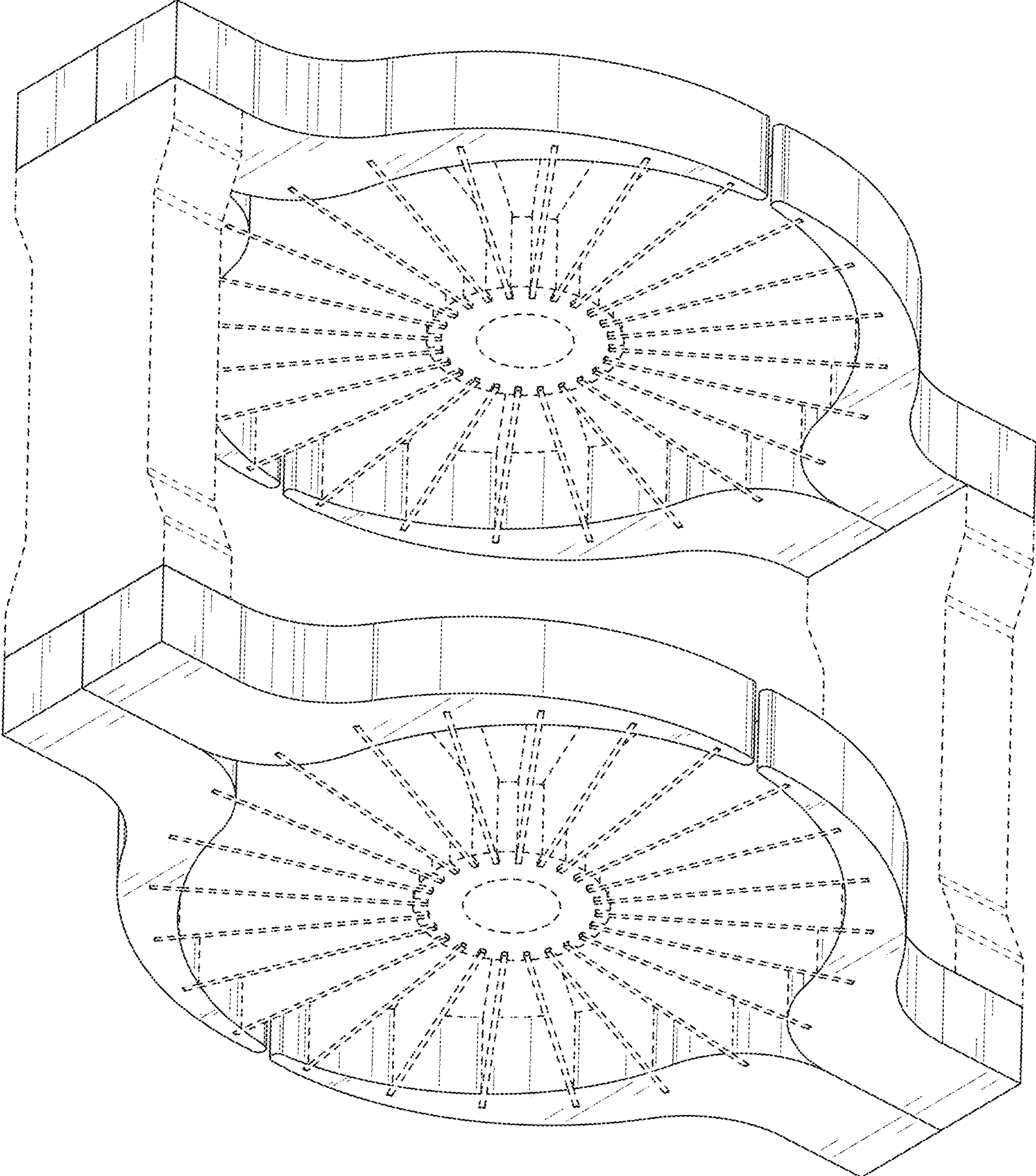


FIG. 7