



US00D931987S

(12) **United States Design Patent** (10) **Patent No.:** **US D931,987 S**
Ravassa et al. (45) **Date of Patent:** **** Sep. 28, 2021**

(54) **HANDLE**
(71) Applicant: **AS America, Inc.**, Piscataway, NJ (US)
(72) Inventors: **Gabriela Ravassa**, Los Angeles, CA (US); **Jean-Jacques L’Henaff**, New Canaan, CT (US)
(73) Assignee: **AS America, Inc.**, Piscataway, NJ (US)
(**) Term: **15 Years**
(21) Appl. No.: **29/775,365**
(22) Filed: **Mar. 23, 2021**

D466,987 S * 12/2002 Smith D23/253
D522,633 S * 6/2006 Hoernig D23/252
D534,993 S * 1/2007 Kirar D23/253
D552,447 S * 10/2007 Krumpe D8/316
D810,886 S * 2/2018 Schoenherr D23/253
D827,100 S * 8/2018 Spangler D23/253
2011/0220827 A1* 9/2011 Tortorello F16K 31/602
251/231

* cited by examiner

Primary Examiner — Robert A Delehanty
(74) *Attorney, Agent, or Firm* — Tyler A. Stevenson;
Anna-lisa L. Gallo

Related U.S. Application Data

(63) Continuation of application No. 29/719,848, filed on Jan. 8, 2020, now Pat. No. Des. 917,018.
(51) **LOC (13) Cl.** **23-01**
(52) **U.S. Cl.**
USPC **D23/253**
(58) **Field of Classification Search**
USPC D23/250–254, 238–243; D8/307–308
See application file for complete search history.

References Cited

U.S. PATENT DOCUMENTS

D83,158 S * 1/1931 Graff D8/308
D86,672 S * 4/1932 Ferguson D23/253
D203,148 S * 12/1965 Kaiser D23/250
D351,456 S * 10/1994 Paul D23/252

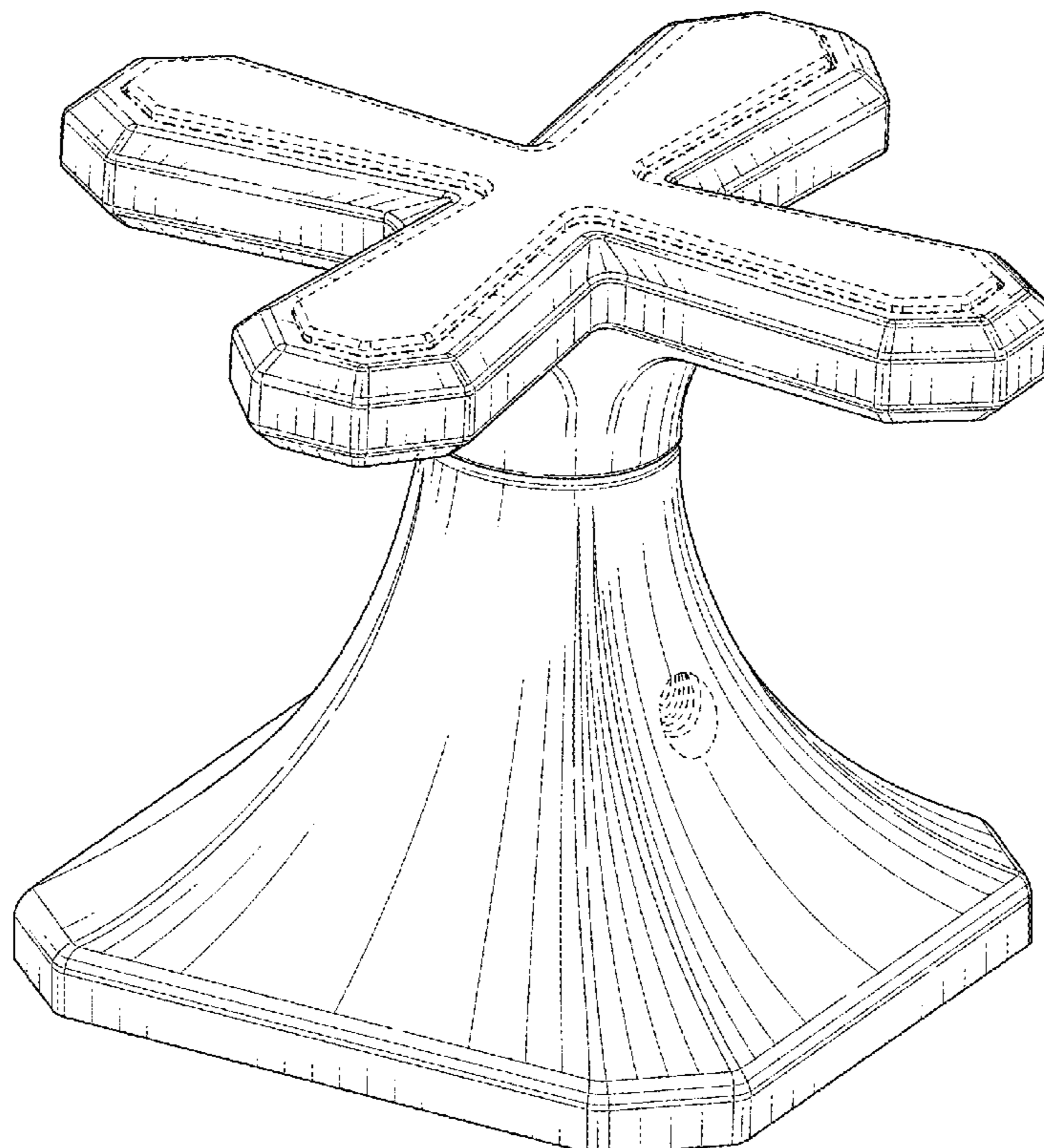
(57) **CLAIM**

We claim the ornamental design for a handle, shown and described.

DESCRIPTION

FIG. 1 is a top perspective view of a handle showing our new design;
FIG. 2 is a front view thereof;
FIG. 3 is a rear view thereof;
FIG. 4 is a left side view thereof;
FIG. 5 is a right side view thereof;
FIG. 6 is a top view thereof; and,
FIG. 7 is a bottom view thereof.
Broken lines immediately adjacent shaded areas represent bounds of the claimed design while other broken lines are directed to environment and are for illustrative purposes only; broken lines form no part of the claimed design.

1 Claim, 7 Drawing Sheets



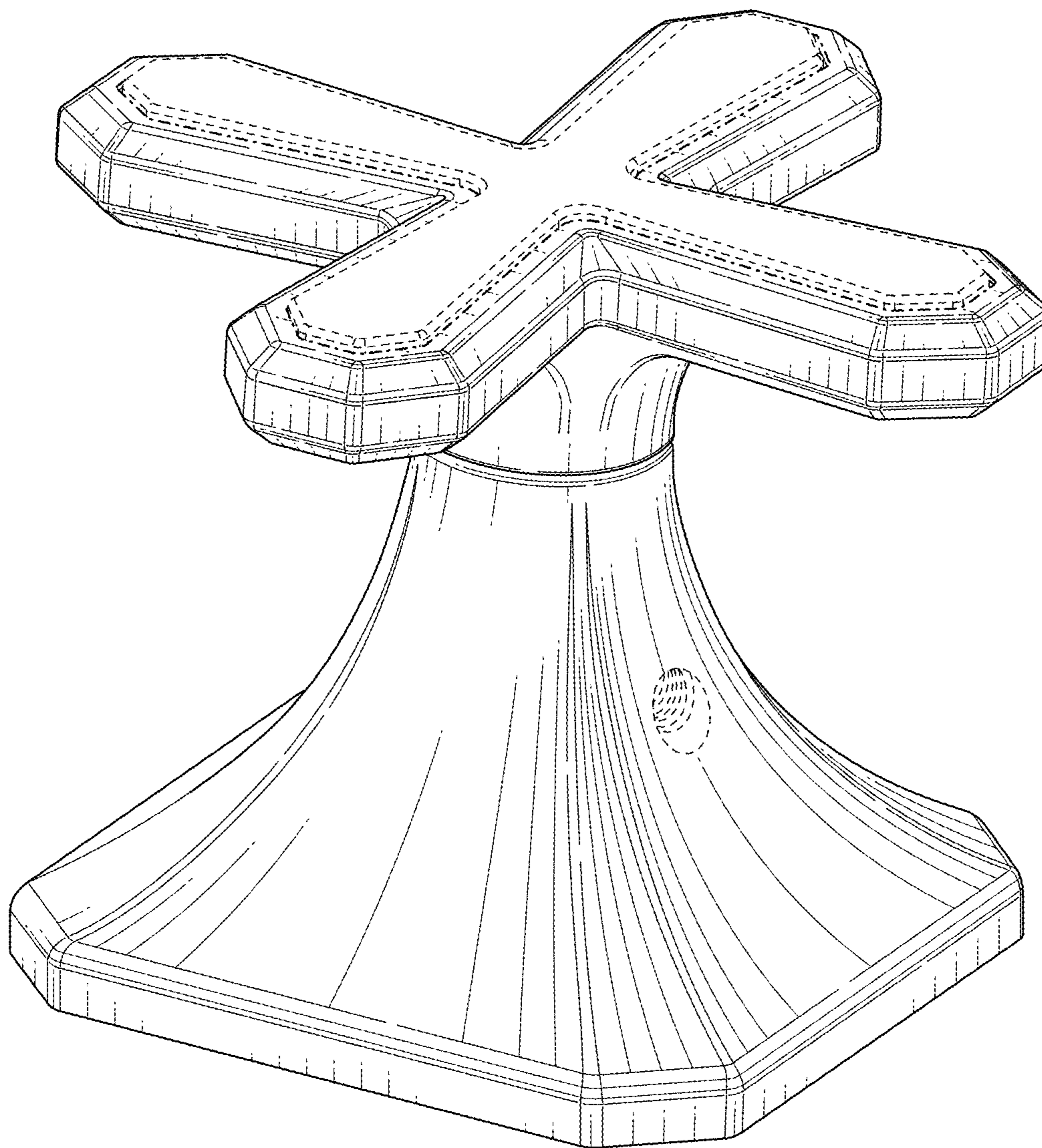


FIG. 1




FIG. 2




FIG. 3

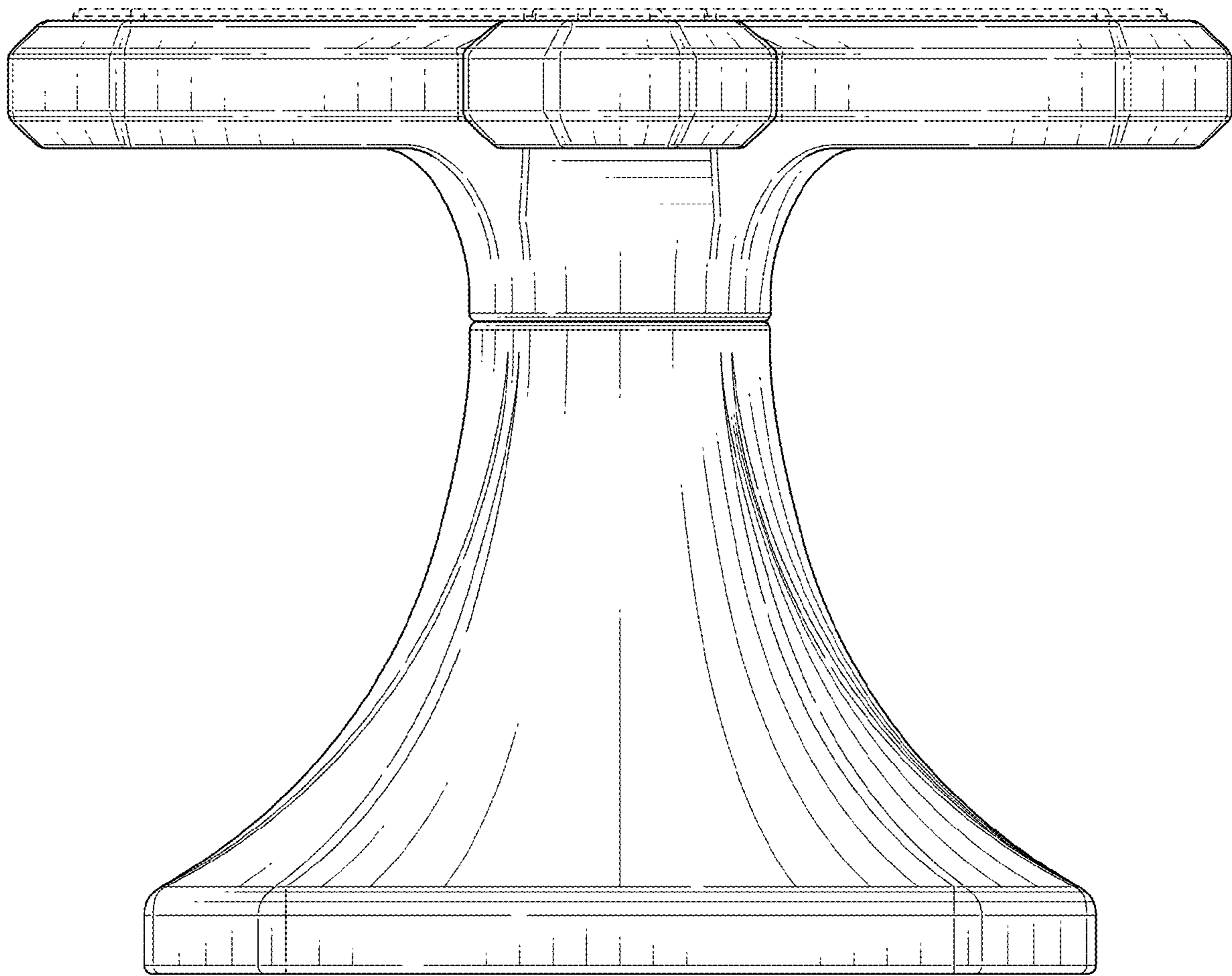


FIG. 4




FIG. 5

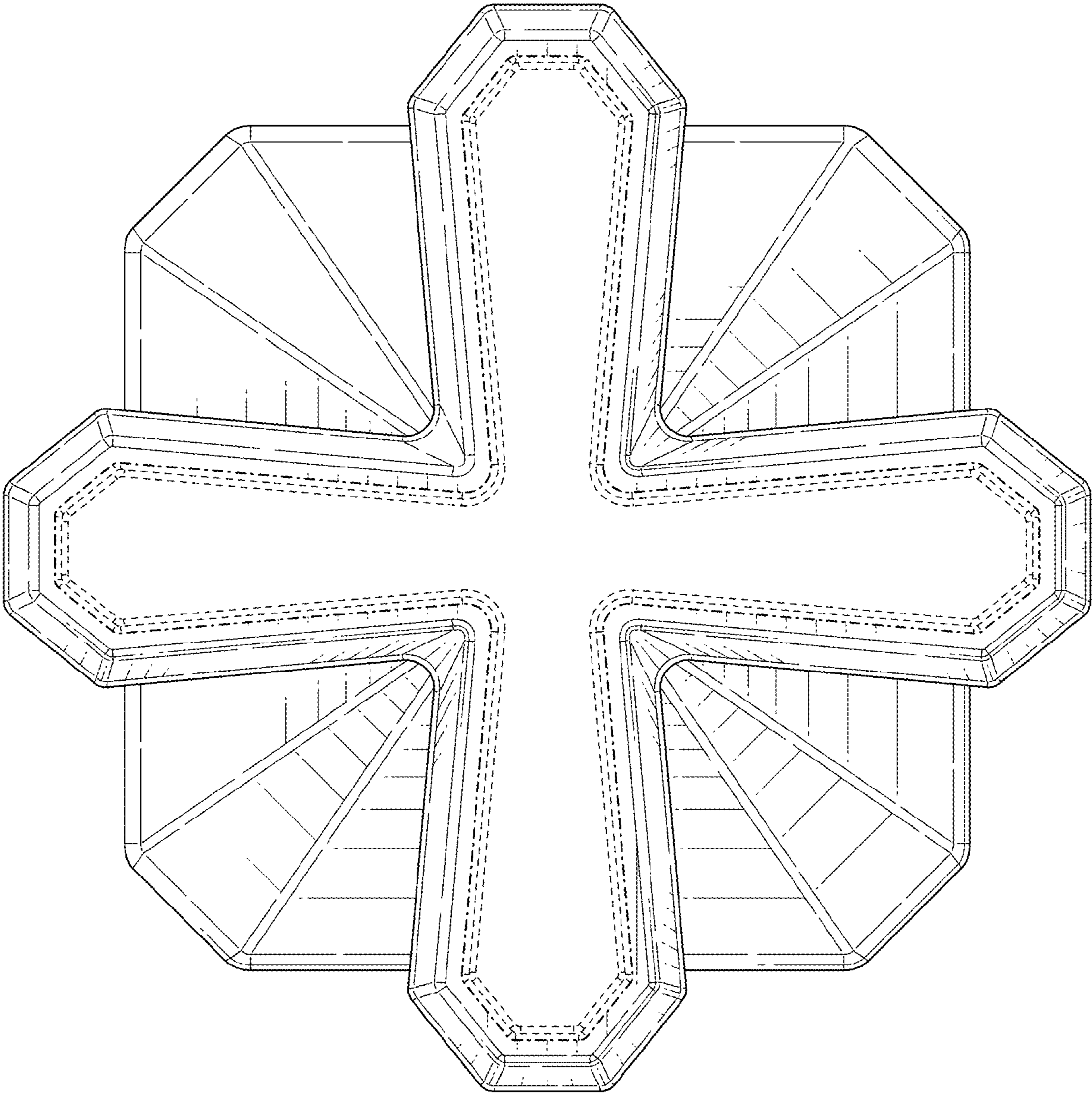


FIG. 6

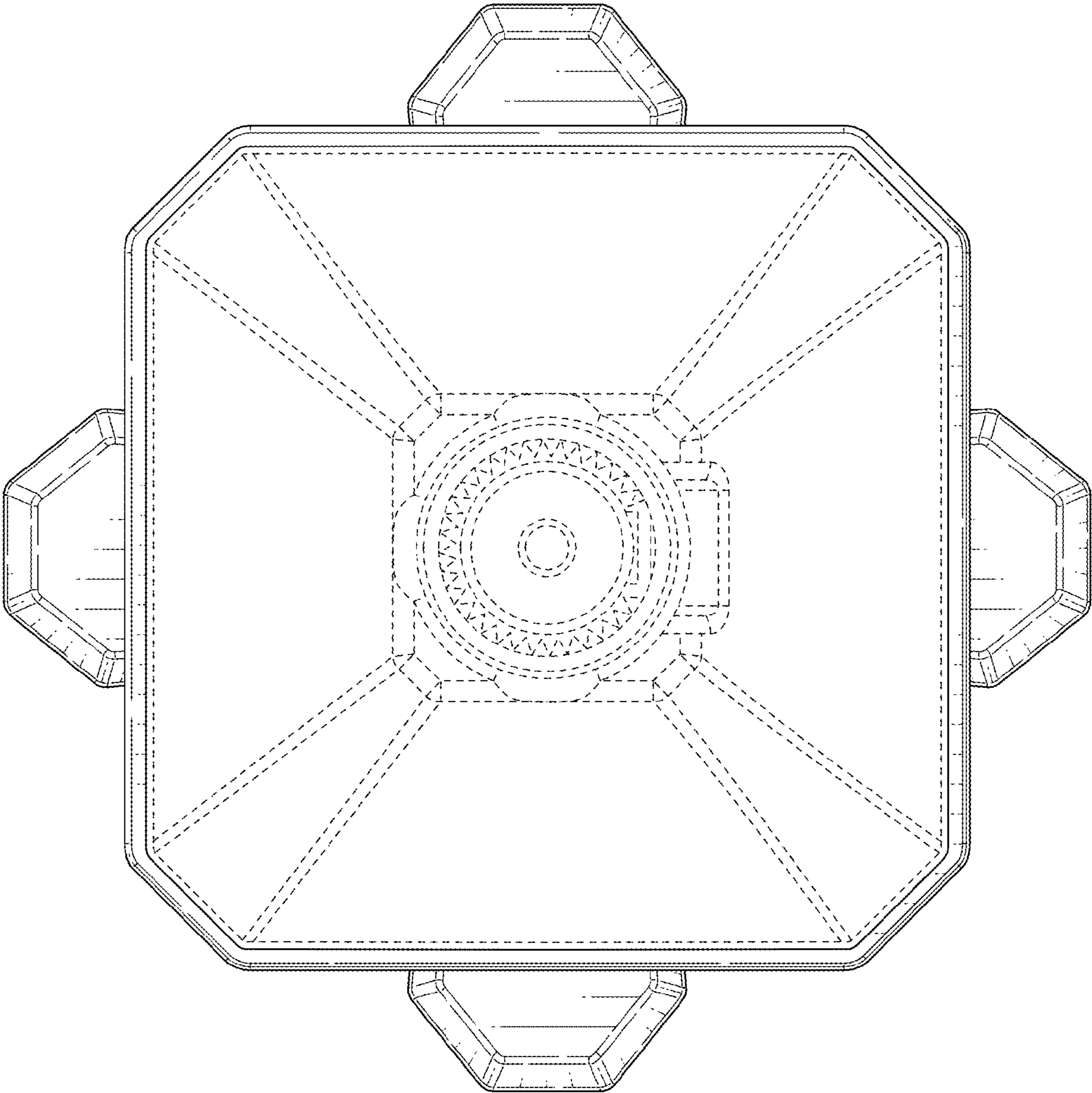


FIG. 7