



US00D931984S

(12) **United States Design Patent** (10) **Patent No.:** **US D931,984 S**
Zhen (45) **Date of Patent:** **** Sep. 28, 2021**

(54) **KITCHEN FAUCET**

(71) Applicant: **Yanzhang Zhen**, Kaiping (CN)

(72) Inventor: **Yanzhang Zhen**, Kaiping (CN)

(**) Term: **15 Years**

(21) Appl. No.: **29/714,299**

(22) Filed: **Nov. 22, 2019**

(51) **LOC (13) Cl.** **23-01**

(52) **U.S. Cl.**
USPC **D23/238**

(58) **Field of Classification Search**
USPC D23/238-244, 252, 254-255, 257;
D8/307-308

CPC F16K 31/602; F16K 31/605; F16K 31/607;
E03C 1/0412

See application file for complete search history.

(56) **References Cited**

U.S. PATENT DOCUMENTS

D534,245 S	*	12/2006	Egli	D23/238
D535,358 S	*	1/2007	Demmer	D23/238
D546,922 S	*	7/2007	Demmer	D23/238
D553,714 S	*	10/2007	Demmer	D23/238
D646,354 S	*	10/2011	Gessi	D23/238
D646,355 S	*	10/2011	Gessi	D23/238
D691,704 S	*	10/2013	Flowers	D23/238
D692,986 S	*	11/2013	Flowers	D23/238
D910,817 S	*	2/2021	Zhang	D23/238
D912,775 S	*	3/2021	Yang	D23/238
D914,149 S	*	3/2021	Flaig	D23/238
D915,553 S	*	4/2021	Seum	D23/238
D915,562 S	*	4/2021	Seum	D23/255

FOREIGN PATENT DOCUMENTS

CN	304593979	*	12/2017
CN	304909326	*	10/2018

OTHER PUBLICATIONS

Pfister LG534-LPMC Arkitek Kitchen Faucet, first available Jun. 8, 2018[online], [site visited Apr. 29, 2021]. Available from internet, URL:<<https://www.amazon.com/Pfister-LG534-LPMC-Pull-Out-Sprayhead-Polished/dp/B07DMHD7L8?th=1>> (Year: 2018).*

Grohe 30367DC0 Tallinn Single-Handle Pull-Out Sprayer Kitchen Faucet, first available Oct. 31, 2018[online], [site visited May 4, 2021], Available from internet, URL:<<https://www.amazon.com/GROHE-30367DC0-Single-Handle-Pull-Out-SuperSteel/dp/B07JQX5576>> (Year: 2018).*

* cited by examiner

Primary Examiner — Barbara Fox

Assistant Examiner — Jamaal Rasheed

(74) *Attorney, Agent, or Firm* — Rumit Ranjit Kanakia

(57) **CLAIM**

I claim the ornamental design for a kitchen faucet, as shown and described.

DESCRIPTION

FIG. 1 is a perspective view of a kitchen faucet showing my new design;

FIG. 2 is another perspective view thereof;

FIG. 3 is a front view thereof;

FIG. 4 is a back view thereof;

FIG. 5 is a right-side view thereof;

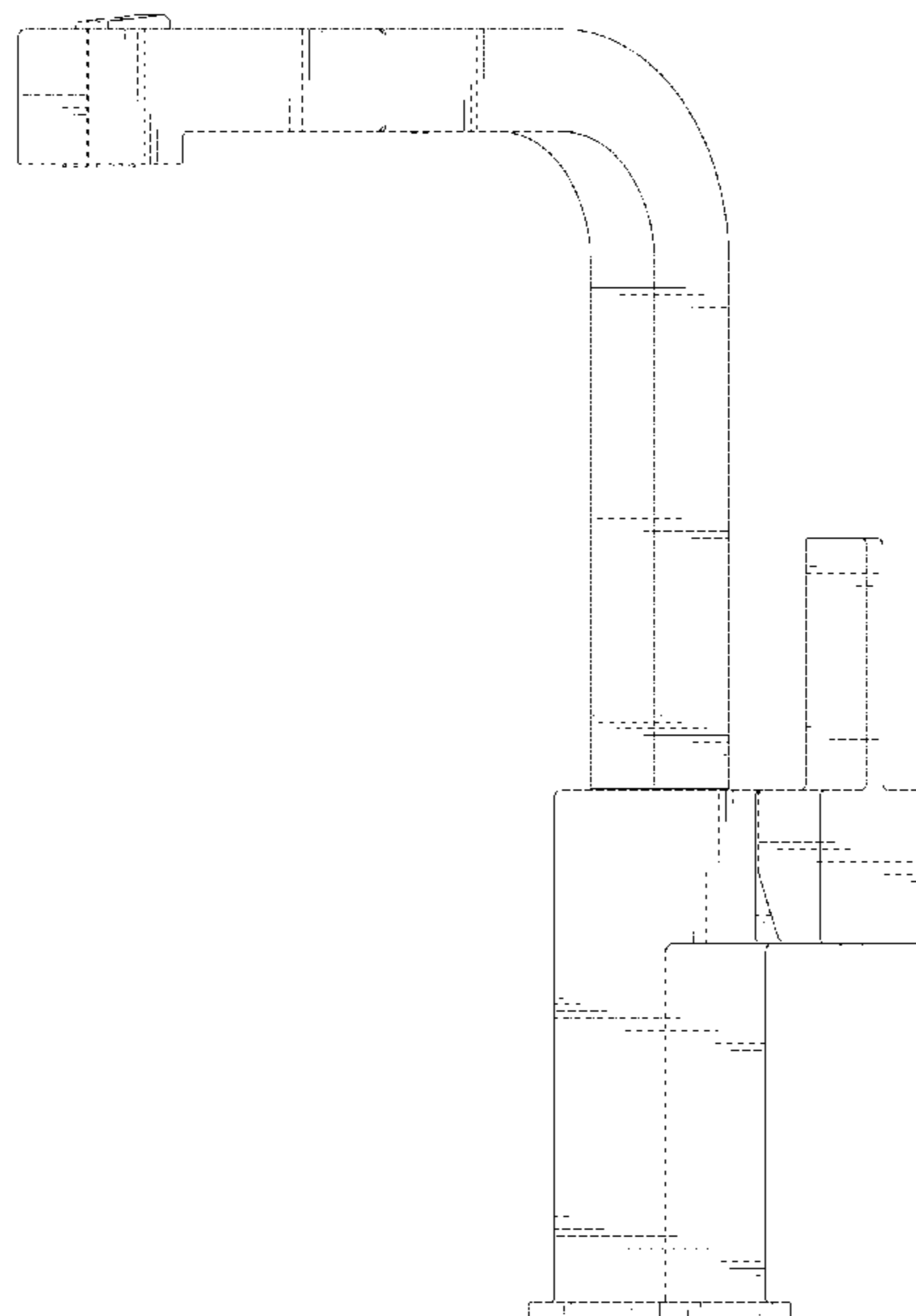
FIG. 6 is a left-side view thereof;

FIG. 7 is a top view thereof; and,

FIG. 8 is a bottom view thereof.

The broken lines depict portions of the kitchen faucet that form no part of the claimed design.

1 Claim, 8 Drawing Sheets



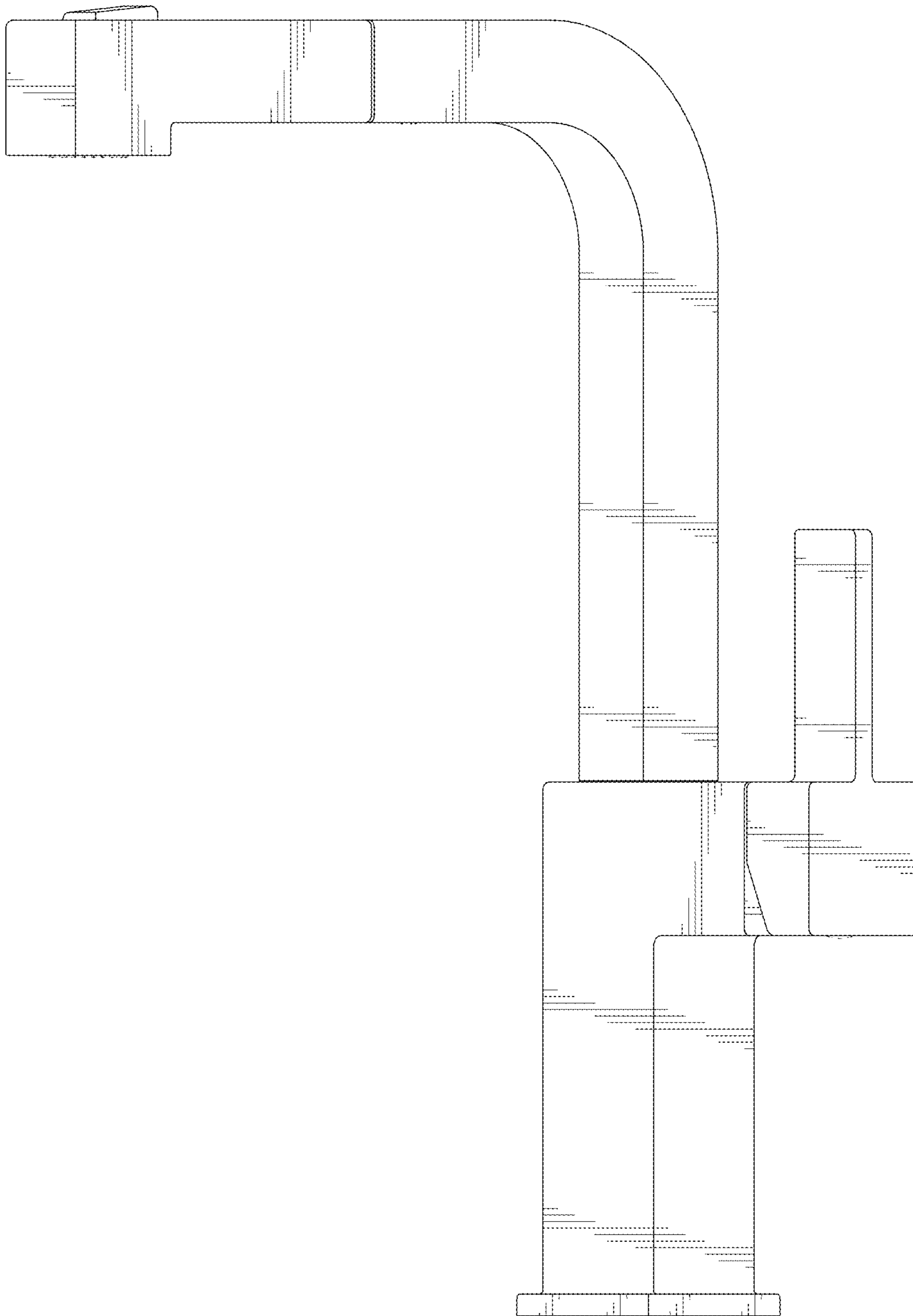


FIG. 1

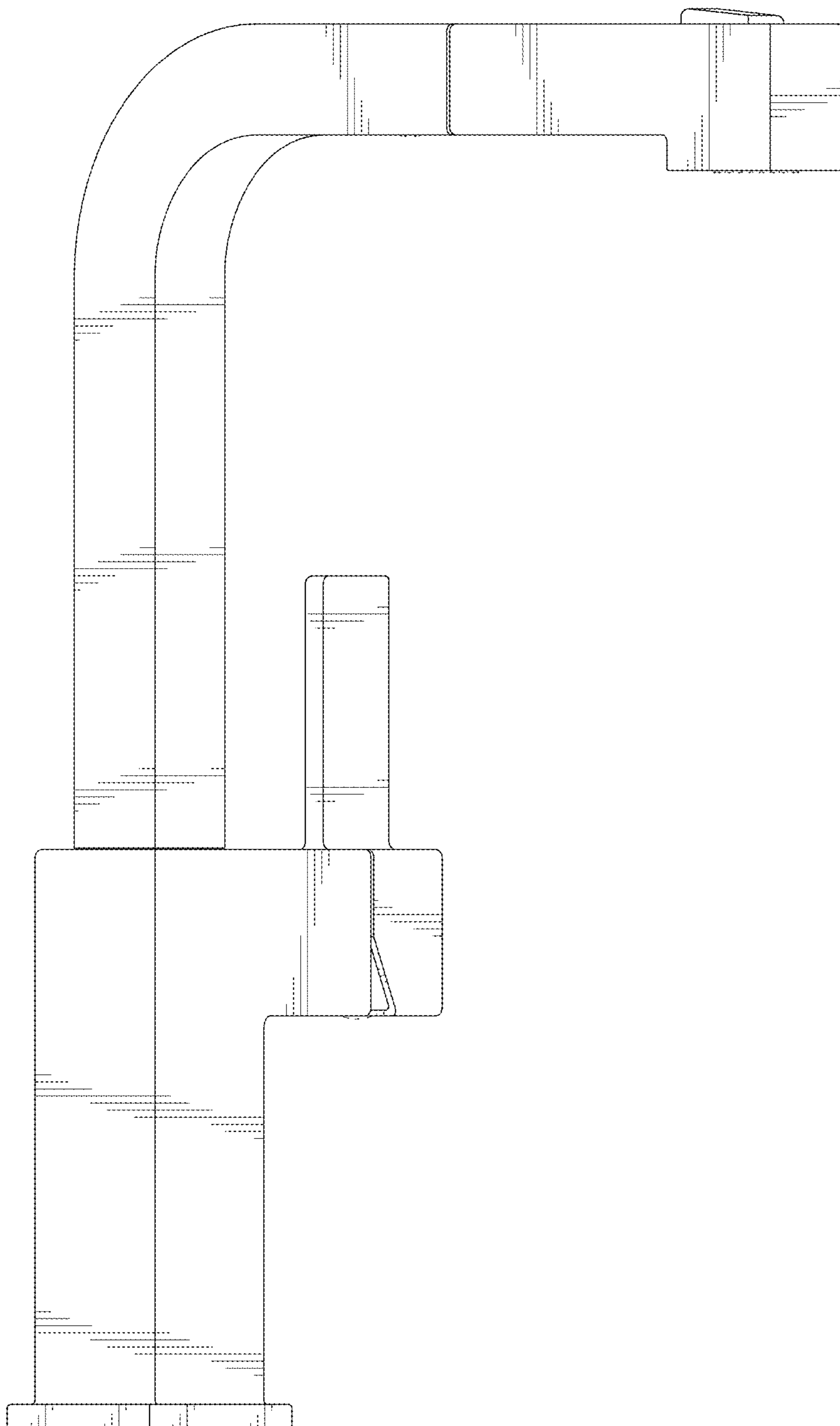


FIG. 2

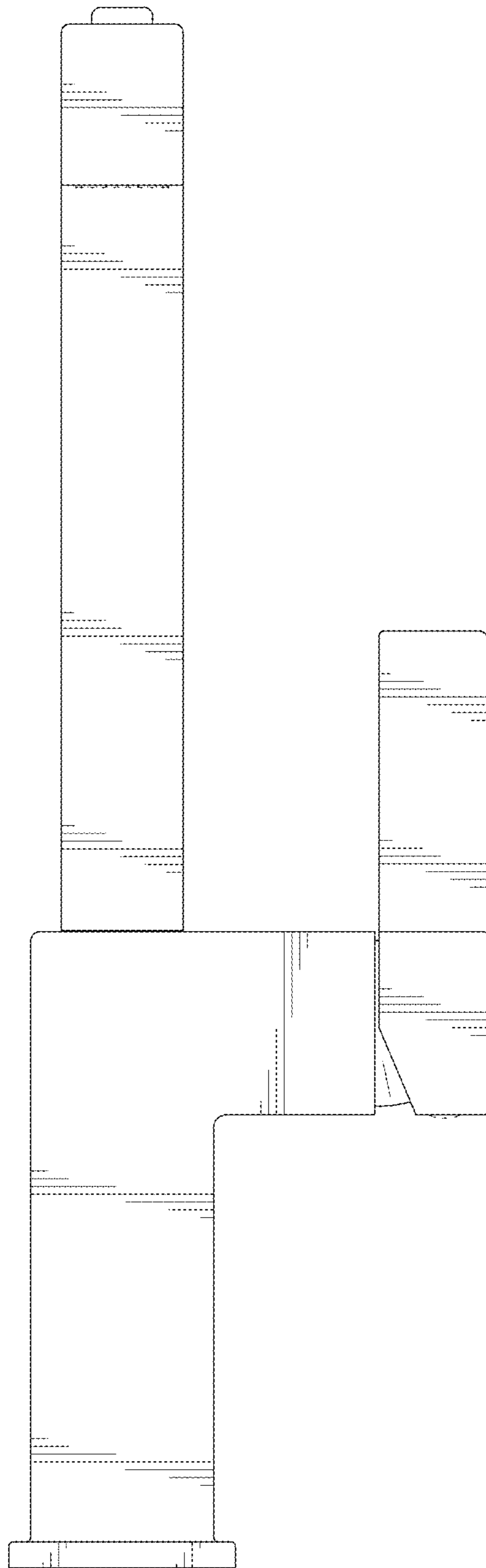


FIG. 3

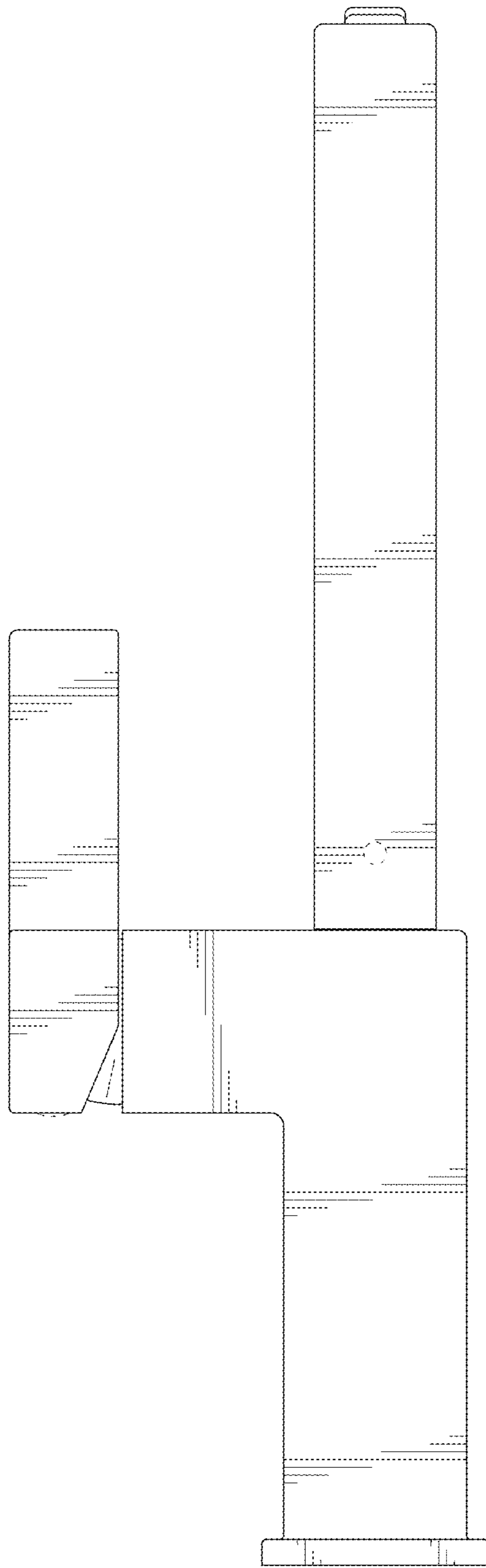


FIG. 4

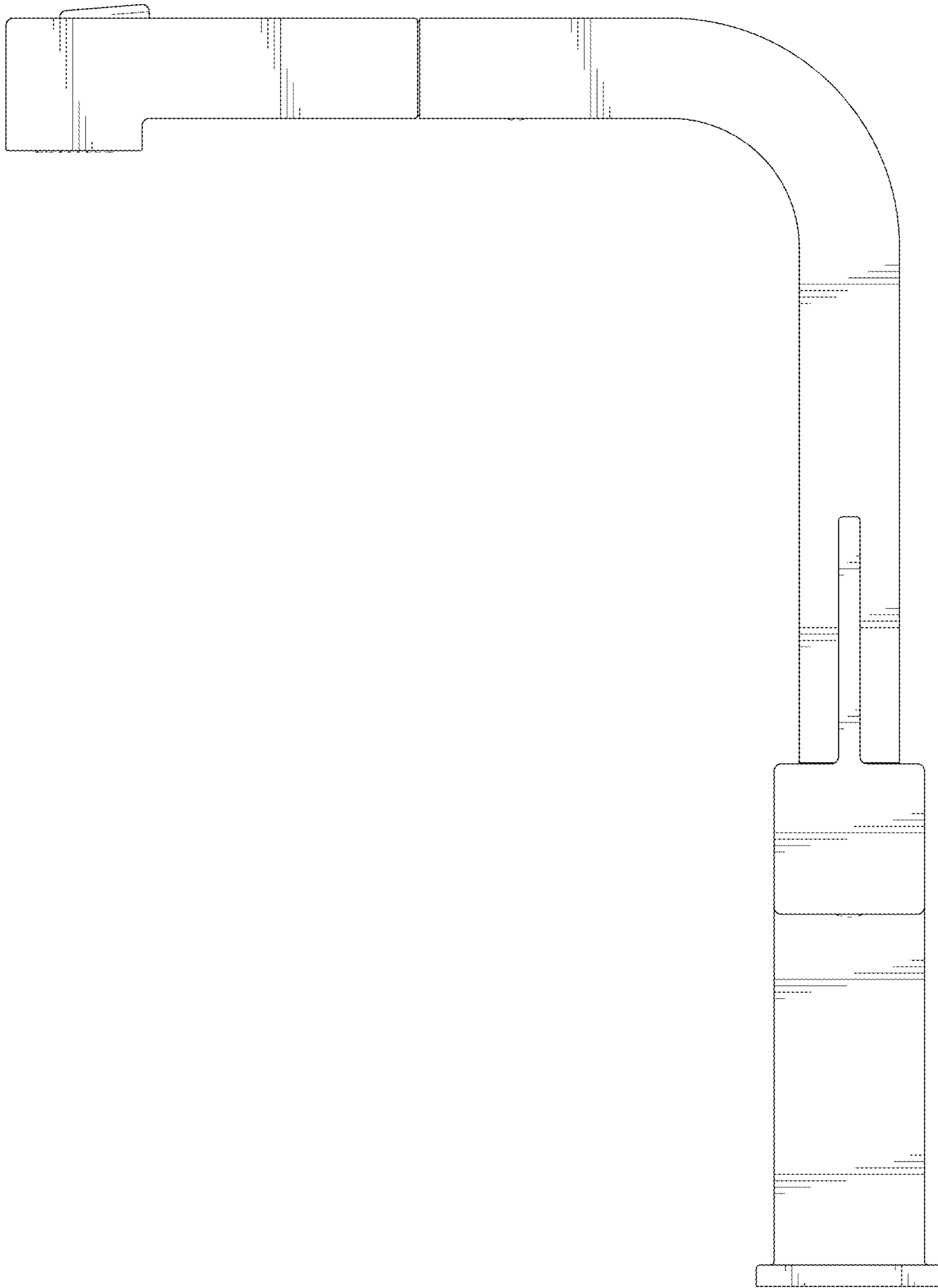


FIG. 5




FIG. 6

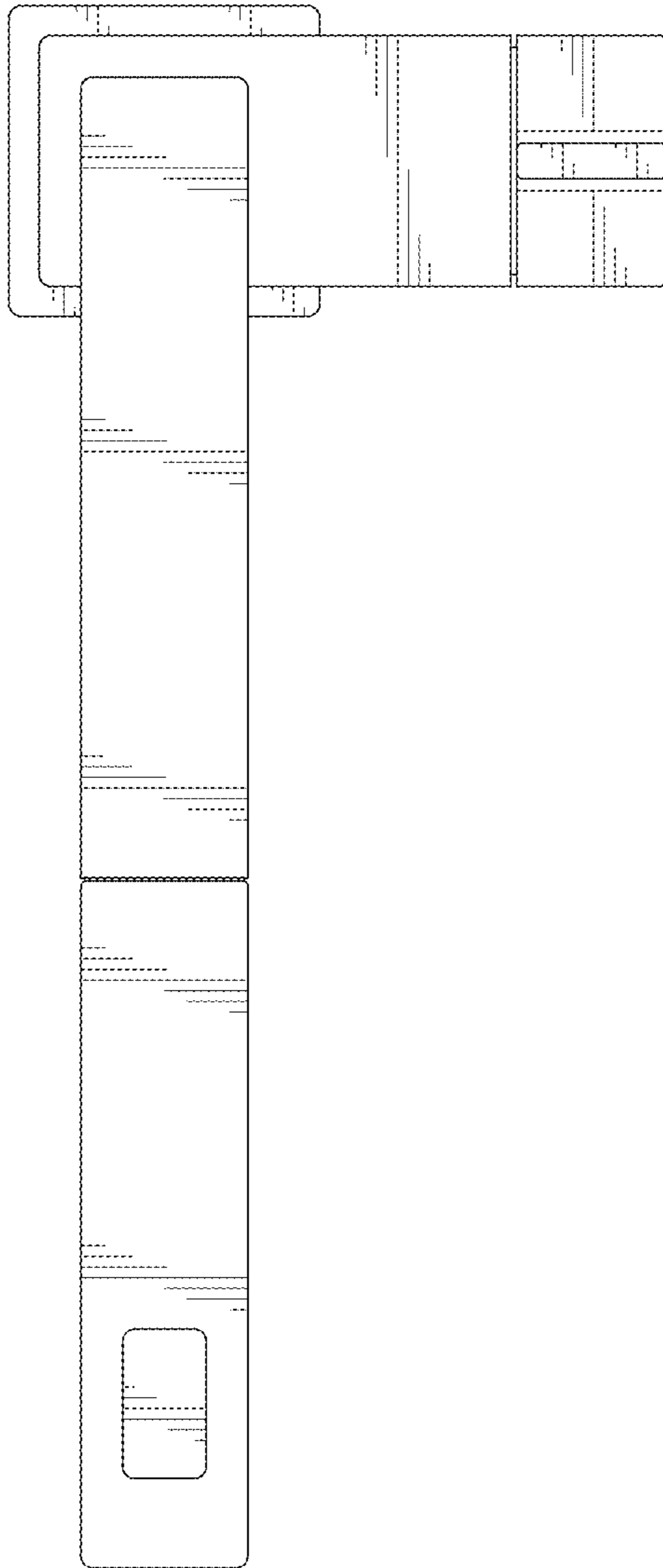


FIG. 7

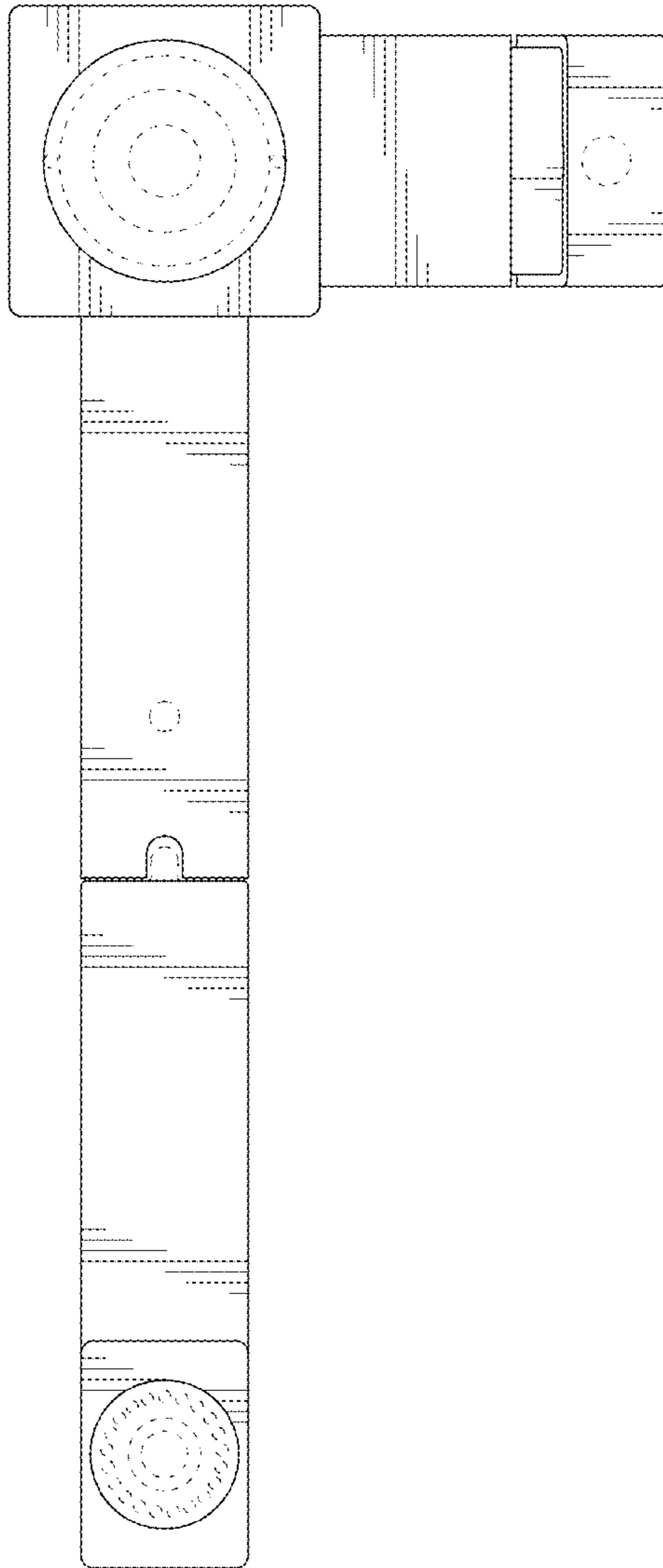


FIG. 8