

US00D931961S

(12) **United States Design Patent**  
**Bonfigli**

(10) **Patent No.:** **US D931,961 S**

(45) **Date of Patent:** **\*\* Sep. 28, 2021**

(54) **BEACH TENNIS RACQUET**

(71) Applicant: **Mark Bonfigli**, Shelburne, VT (US)

(72) Inventor: **Mark Bonfigli**, Shelburne, VT (US)

(\*\*) Term: **15 Years**

(21) Appl. No.: **29/722,926**

(22) Filed: **Feb. 3, 2020**

(51) **LOC (13) Cl.** ..... **21-02**

(52) **U.S. Cl.**  
USPC ..... **D21/729**

(58) **Field of Classification Search**  
USPC ..... D21/729-732  
CPC .... A63B 49/00-49/14; A63B 2049/0201-103;  
A63B 59/80; A63B 59/00; A63B 59/40;  
A63B 59/42; A63B 59/45; A63B 60/00;  
A63B 60/46; A63B 51/00; A63B  
2102/00; A63B 2102/10; A63B 2102/12;  
A63B 2102/16; A63B 2102/26; A63B  
2102/28; A63B 2102/30; A63B 2102/38  
See application file for complete search history.

4,353,550 A \* 10/1982 Krosnick ..... A63B 59/80  
473/527

4,379,554 A \* 4/1983 Schuyler ..... A63B 59/40  
473/530

D307,930 S \* 5/1990 Sokol ..... D21/731

D344,314 S \* 2/1994 Malkoun ..... D21/731

D359,780 S \* 6/1995 Sokol ..... D21/731

D501,521 S \* 2/2005 Reynolds ..... D21/731

D765,196 S \* 8/2016 Bonfigli ..... D21/731

9,814,955 B2 \* 11/2017 Bonfigli ..... A63B 59/48

D827,741 S \* 9/2018 Bonfigli ..... D21/729

D848,309 S \* 5/2019 Jimenez ..... D11/96

D890,420 S \* 7/2020 Reaux ..... D27/184

D910,787 S \* 2/2021 Gong ..... D21/729

D910,788 S \* 2/2021 Gong ..... D21/729

D918,320 S \* 5/2021 Torres Porrata ..... D21/731

2011/0201461 A1 \* 8/2011 Gazzara ..... A63B 59/48  
473/527

\* cited by examiner

*Primary Examiner* — Mitchell I. Siegel  
(74) *Attorney, Agent, or Firm* — Fulwider Patton LLP

(57) **CLAIM**

The ornamental design for a beach tennis racquet, as shown and described.

**DESCRIPTION**

FIG. 1 is an elevated, perspective view of a paddle showing my new design;

FIG. 2 is a right side view thereof;

FIG. 3 is a left side view thereof

FIG. 4 is a bottom view thereof;

FIG. 5 is a top view thereof;

FIG. 6 is a front view thereof; and,

FIG. 7 is a rear view thereof.

**1 Claim, 5 Drawing Sheets**

(56) **References Cited**

U.S. PATENT DOCUMENTS

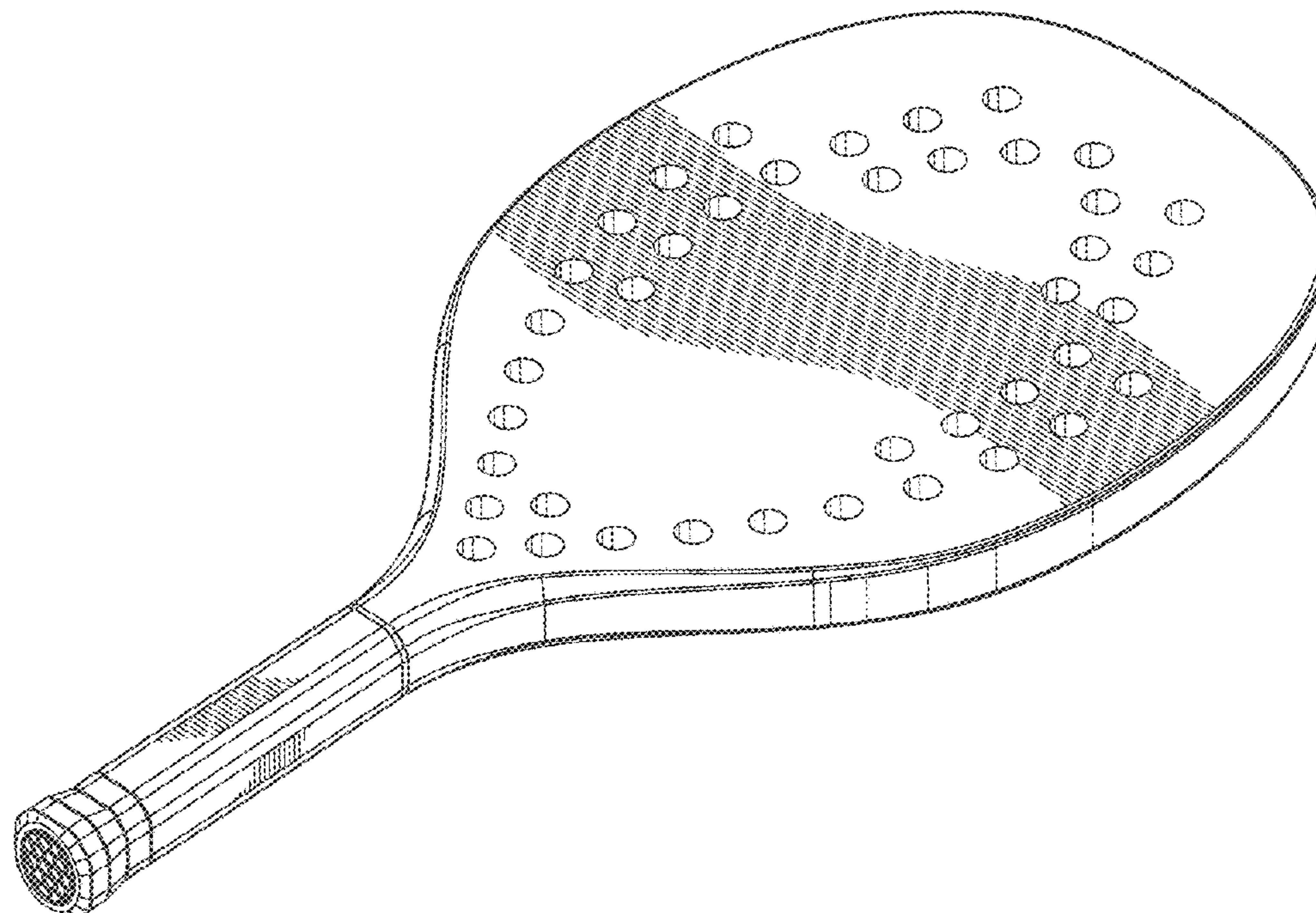
2,156,477 A \* 5/1939 Keller ..... A63B 59/40  
473/530

2,328,366 A \* 8/1943 Timmermann ..... A63B 59/40  
473/529

D191,405 S \* 9/1961 Wagner ..... D21/731

3,879,250 A \* 4/1975 Rankin, Jr. .... A63B 59/80  
156/228

4,130,277 A \* 12/1978 Marks ..... A63B 59/80  
473/527



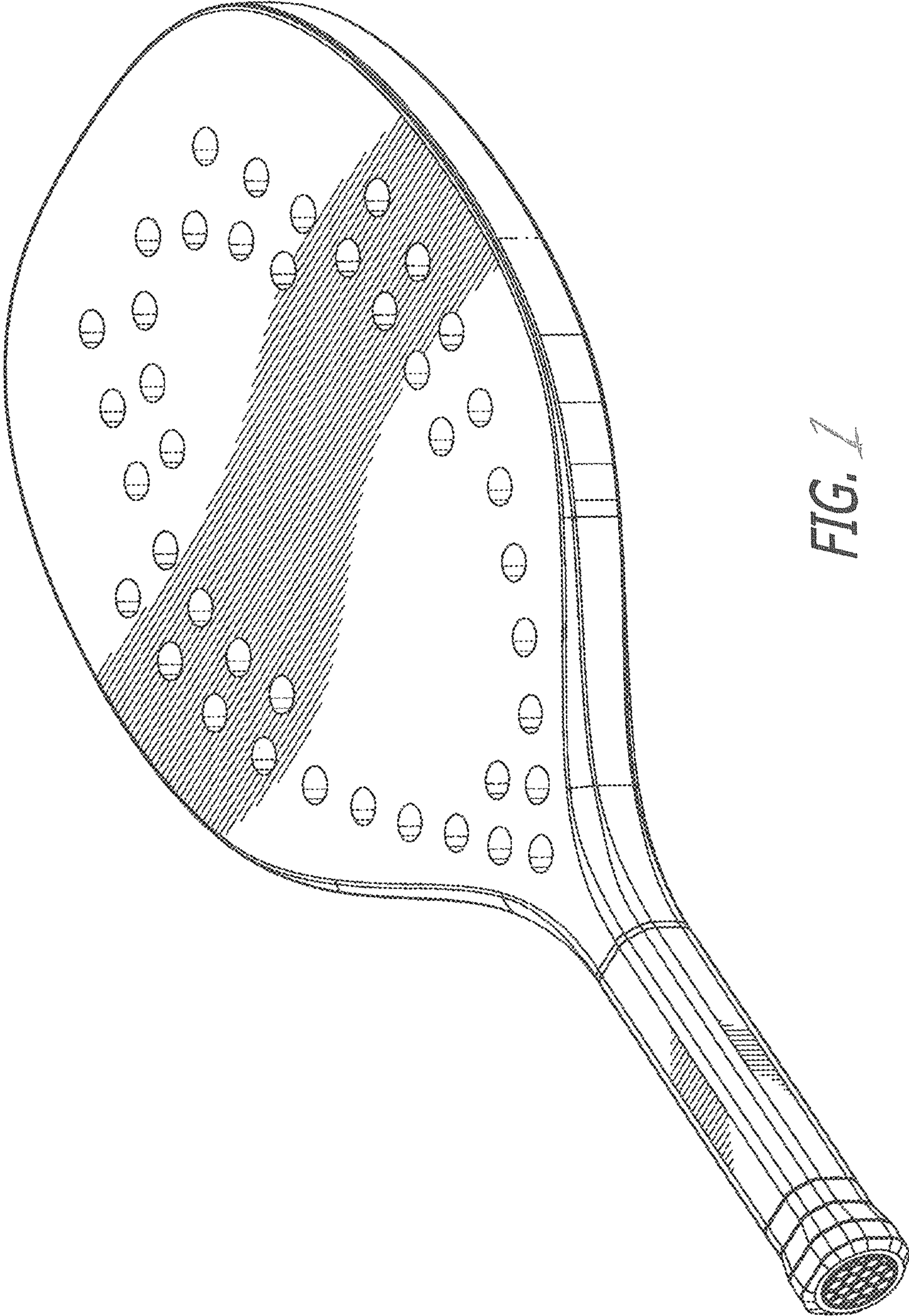


FIG. 1



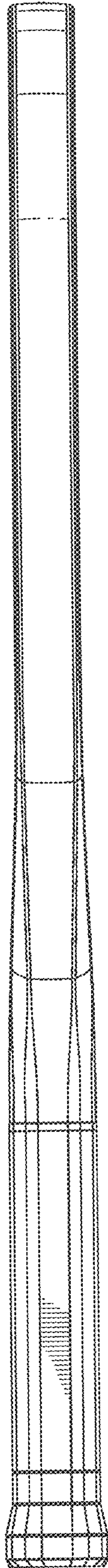


FIG. 2

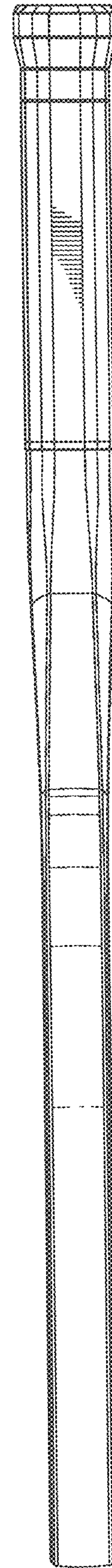


FIG. 3

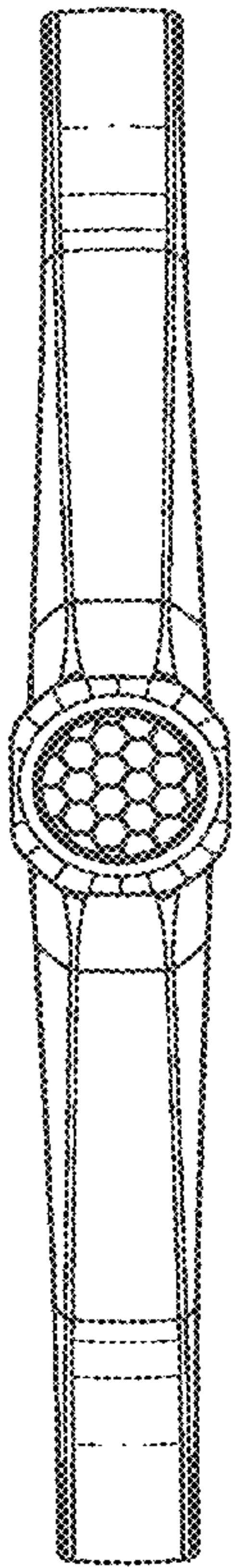


FIG. 4

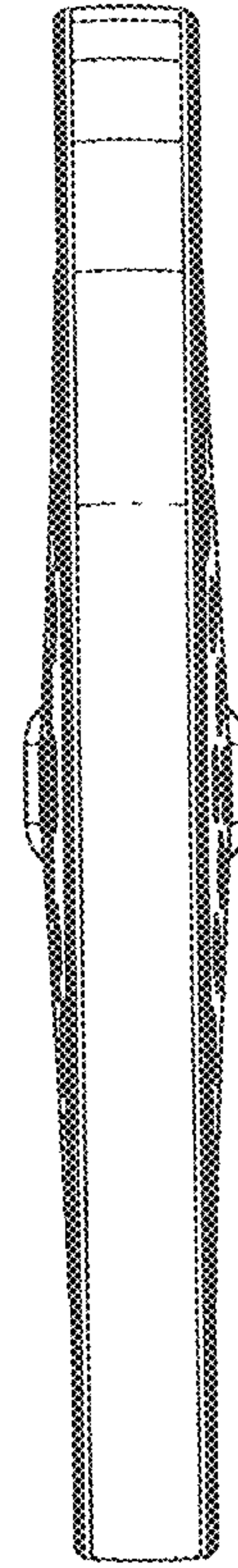


FIG. 5

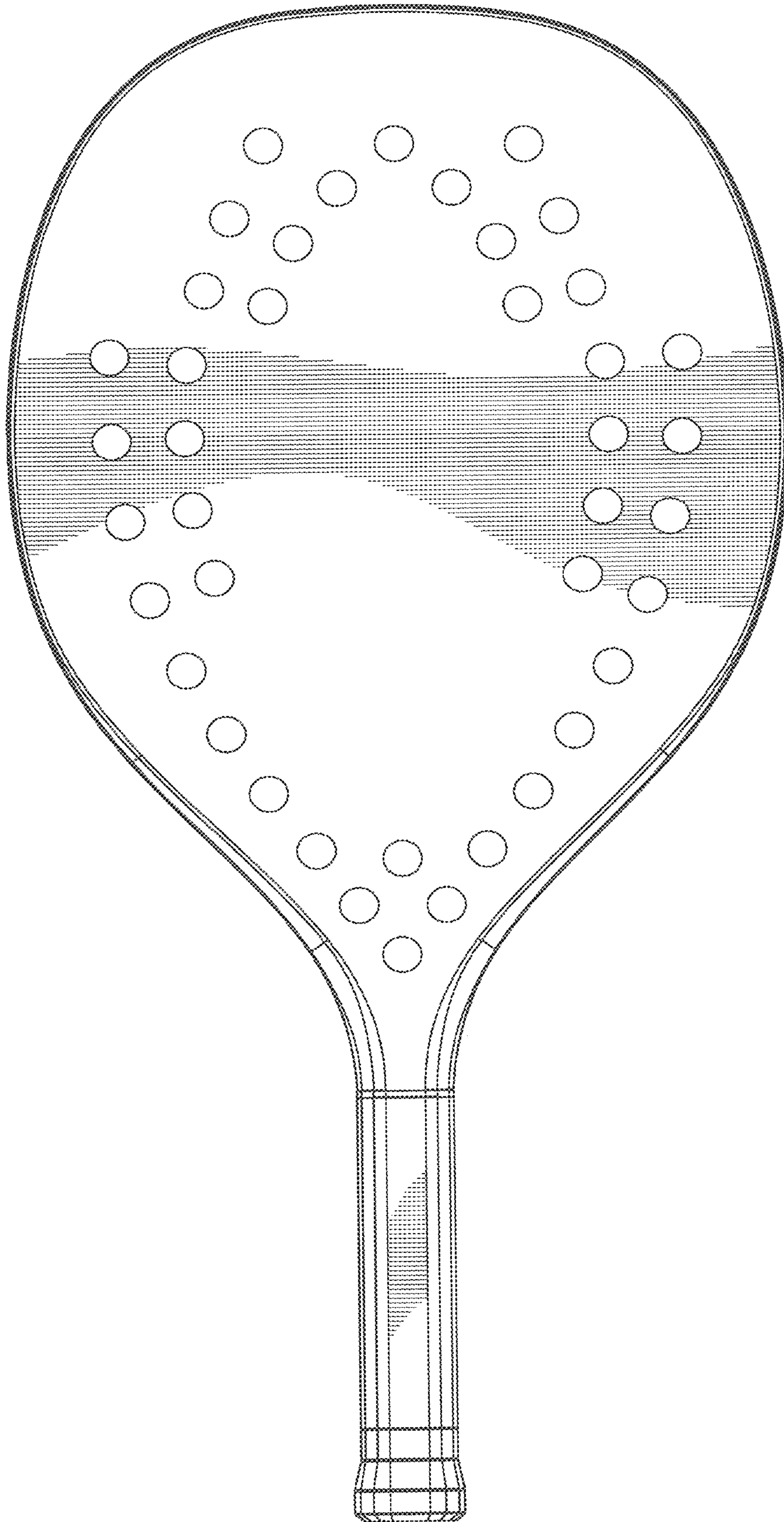


FIG. 6



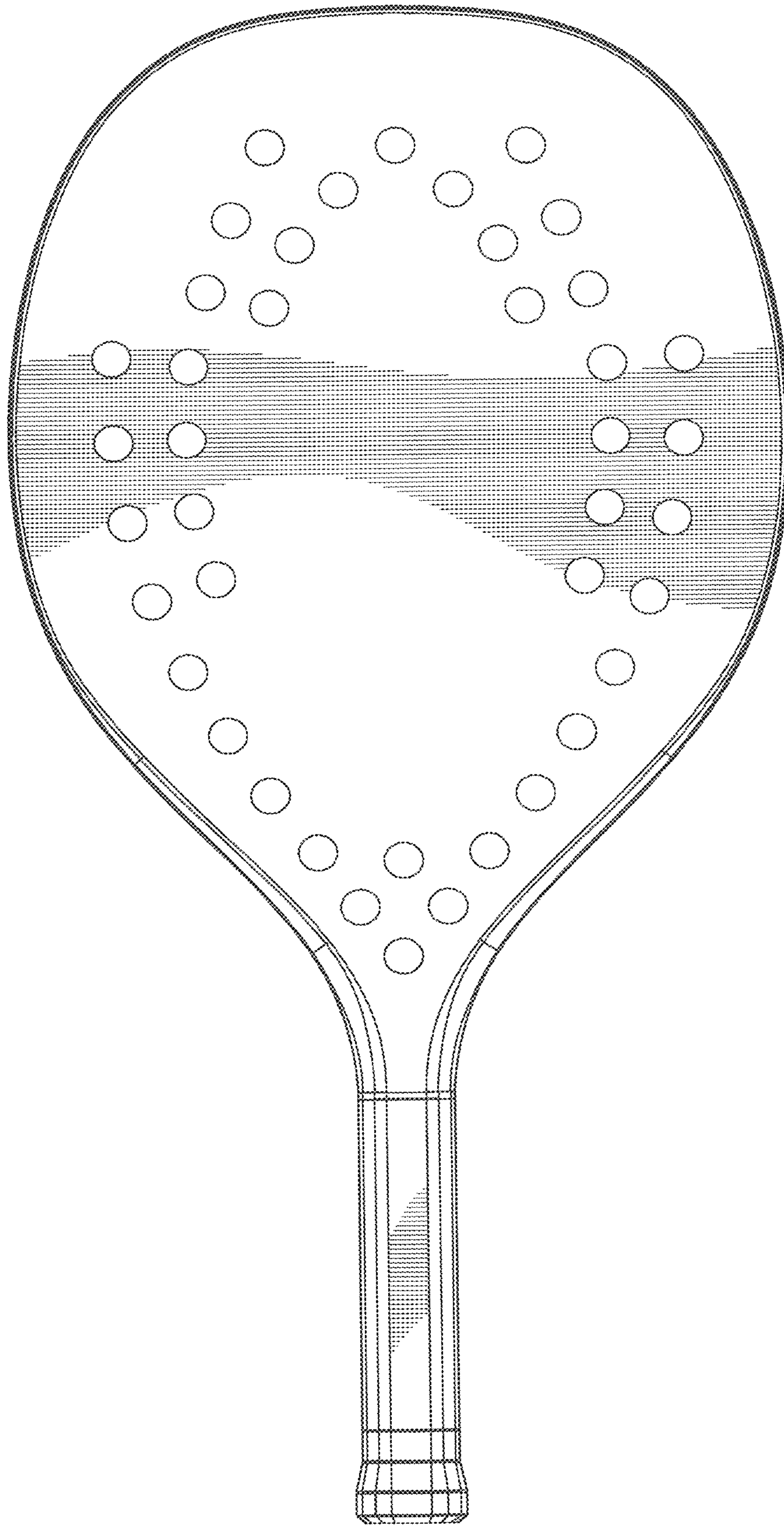


FIG. 7