



US00D931931S

(12) **United States Design Patent** (10) **Patent No.:** **US D931,931 S**
Earley (45) **Date of Patent:** **** Sep. 28, 2021**

(54) **SPORT GLASSES**

(71) Applicant: **Tifosi Optics, Inc.**, Watkinsville, GA (US)

(72) Inventor: **William J Earley**, Watkinsville, GA (US)

(**) Term: **15 Years**

(21) Appl. No.: **29/601,308**

(22) Filed: **Apr. 20, 2017**

(51) **LOC (13) Cl.** **16-06**

(52) **U.S. Cl.**
USPC **D16/313**; D16/319; D16/325

(58) **Field of Classification Search**
USPC D16/100–101, 300–342; D29/107, 110
CPC G02C 1/02; G02C 1/04; G02C 5/12
See application file for complete search history.

(56) **References Cited**

U.S. PATENT DOCUMENTS

D458,952 S *	6/2002	Iwanaga	D16/314
7,347,545 B1 *	3/2008	Jannard	G02C 1/04 351/106
D673,205 S *	12/2012	Earley	D16/315
D700,930 S *	3/2014	Earley	D16/315
D736,304 S *	8/2015	Earley	D16/315
D748,718 S *	2/2016	Yang	D16/312
D771,737 S *	11/2016	Yang	D16/315
D774,121 S *	12/2016	Earley	D16/101
D780,251 S *	2/2017	Earley	D16/314
D781,951 S *	3/2017	Michaud	D16/314
D783,704 S *	4/2017	Yang	D16/315
D783,705 S *	4/2017	Michaud	D16/326
D799,583 S *	10/2017	Earley	D16/315
D852,879 S *	7/2019	Zhang	D16/315

D870,191 S *	12/2019	Earley	D16/315
D897,418 S *	9/2020	Yang	D16/314
2013/0114037 A1 *	5/2013	Earley	G02C 1/023 351/110
2014/0078461 A1 *	3/2014	Earley	G02C 1/08 351/90
2017/0100287 A1 *	4/2017	Calilung	A61F 9/028
2021/0088809 A1 *	3/2021	Tsai	G02C 5/10

OTHER PUBLICATIONS

Tifosi Davos Interchangeable Lens Sunglasses, date first listed Jun. 23, 2017, site visited Jun. 13, 2018, Copyright © 1996-2018, <https://www.amazon.com/Tifosi-Davos-Matte-Sunglasses-Black/dp/B0736C9SJ9/ref=sr_1_1_sspa?s=sporting-goods&ie=UTF8&qid=1528904294&sr=1-1-spons&keywords=tifosi+davos&psc=1>.*

* cited by examiner

Primary Examiner — Sharon S Oum

(74) *Attorney, Agent, or Firm* — Smith Tempel Blaha LL; Gregory Scott Smith

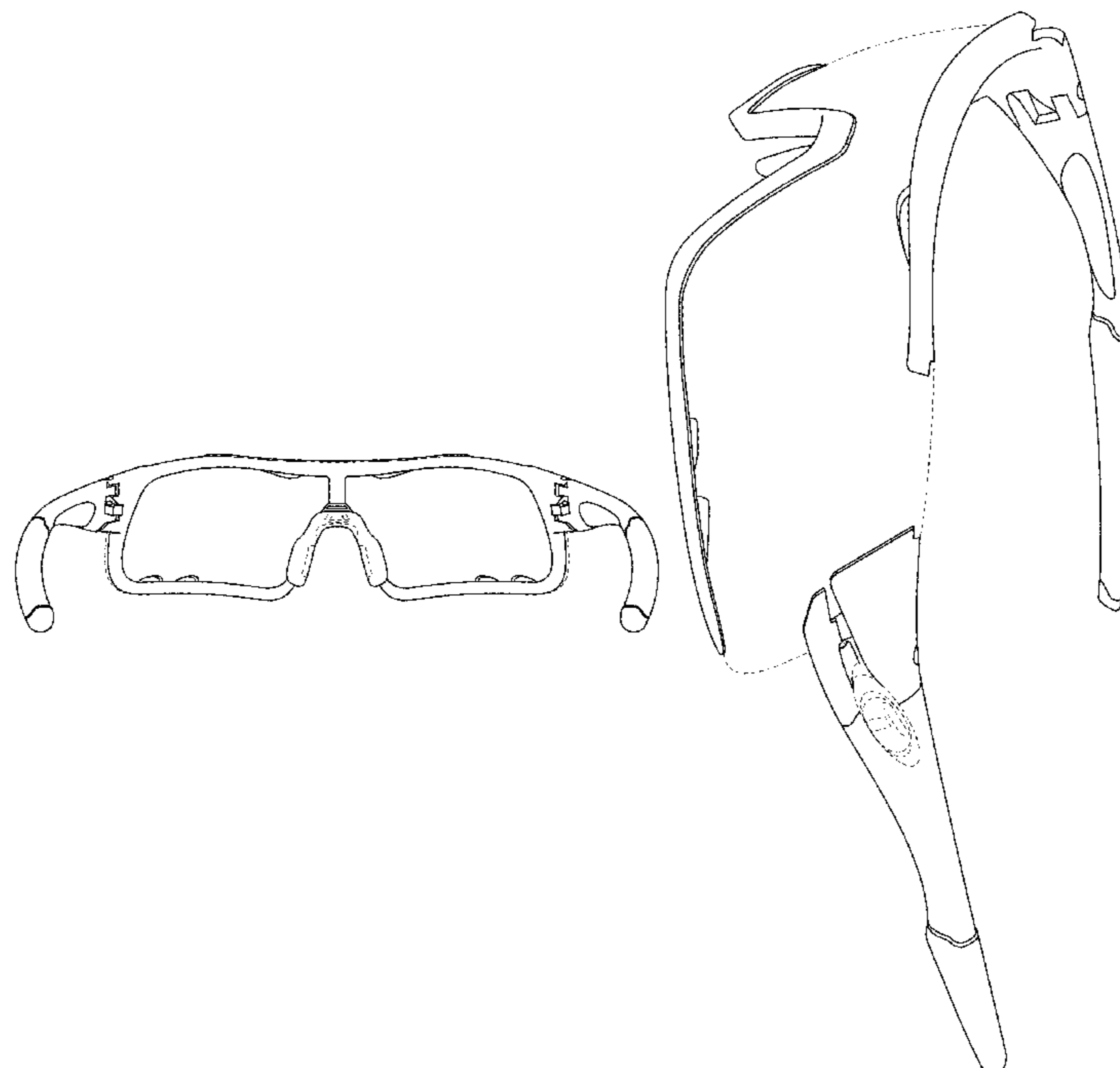
(57) **CLAIM**

The ornamental design for sport glasses, as shown and described.

DESCRIPTION

FIG. 1 is a front-elevation view of the sport glasses; FIG. 2 is a rear-elevation view of the sport glasses; and FIG. 3 is a bottom-plan view of the sport glasses; FIG. 4 is a top-plan view of the sport glasses; FIG. 5 is a left side-elevation view of the sport glasses; FIG. 6 is a right side-elevation view of the sport glasses; and, FIG. 7 is perspective view of the sport glasses. The broken lines in the drawings illustrate portions of the sport glasses that form no part of the claimed design.

1 Claim, 5 Drawing Sheets



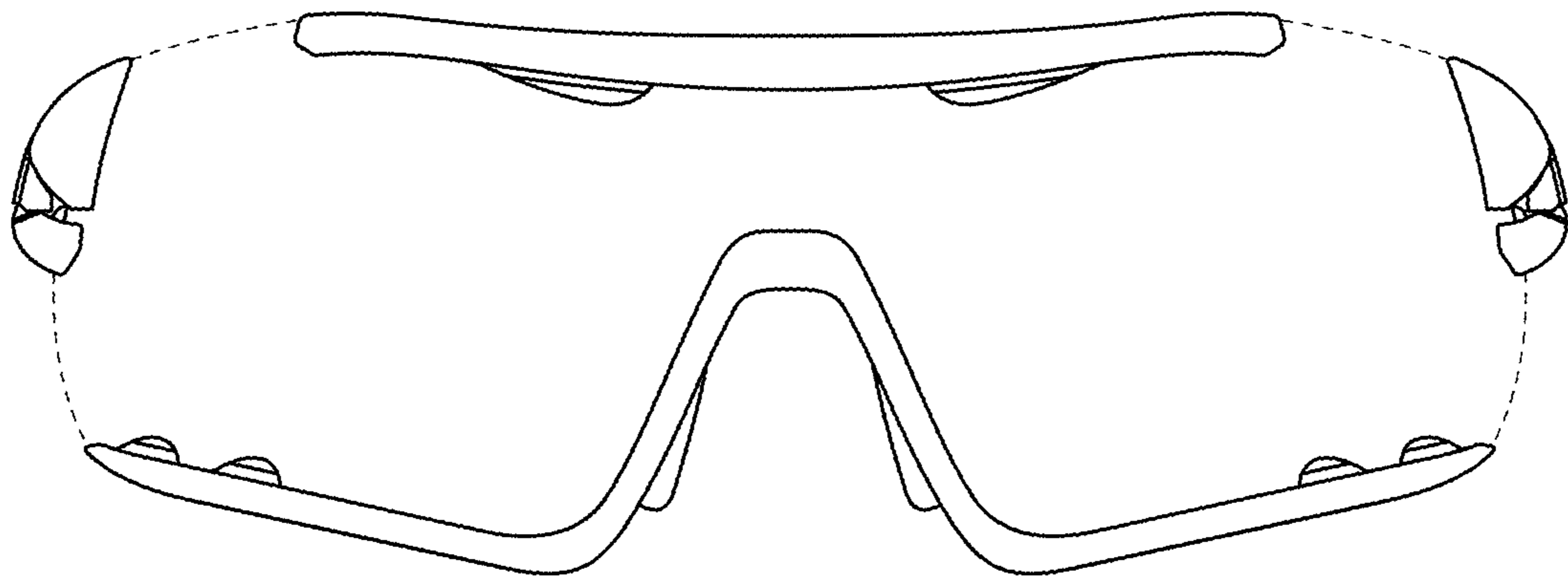


FIG. 1

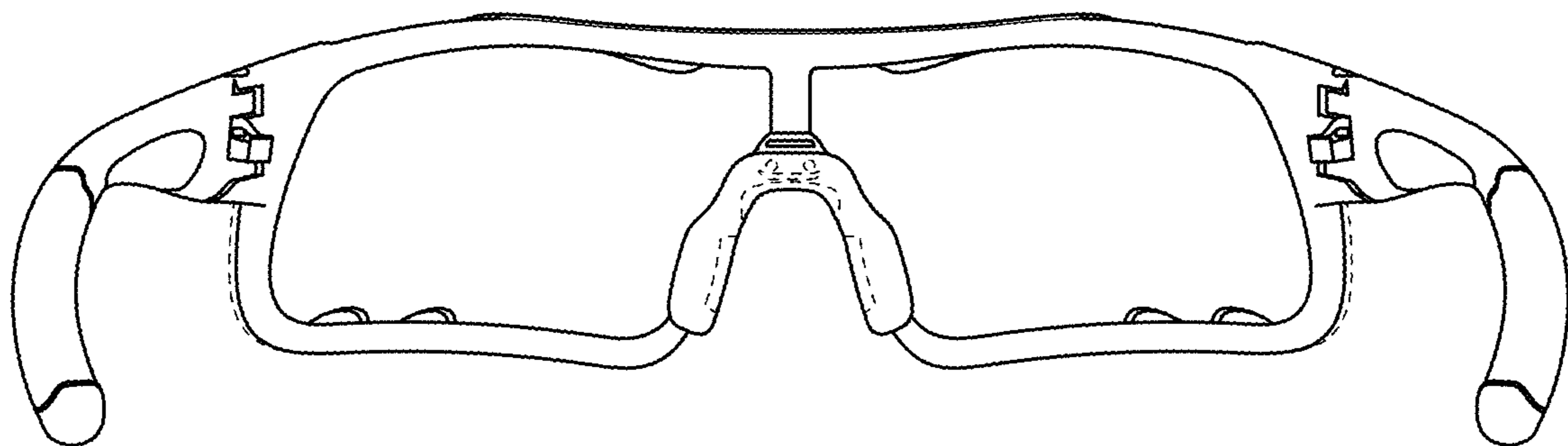


FIG. 2

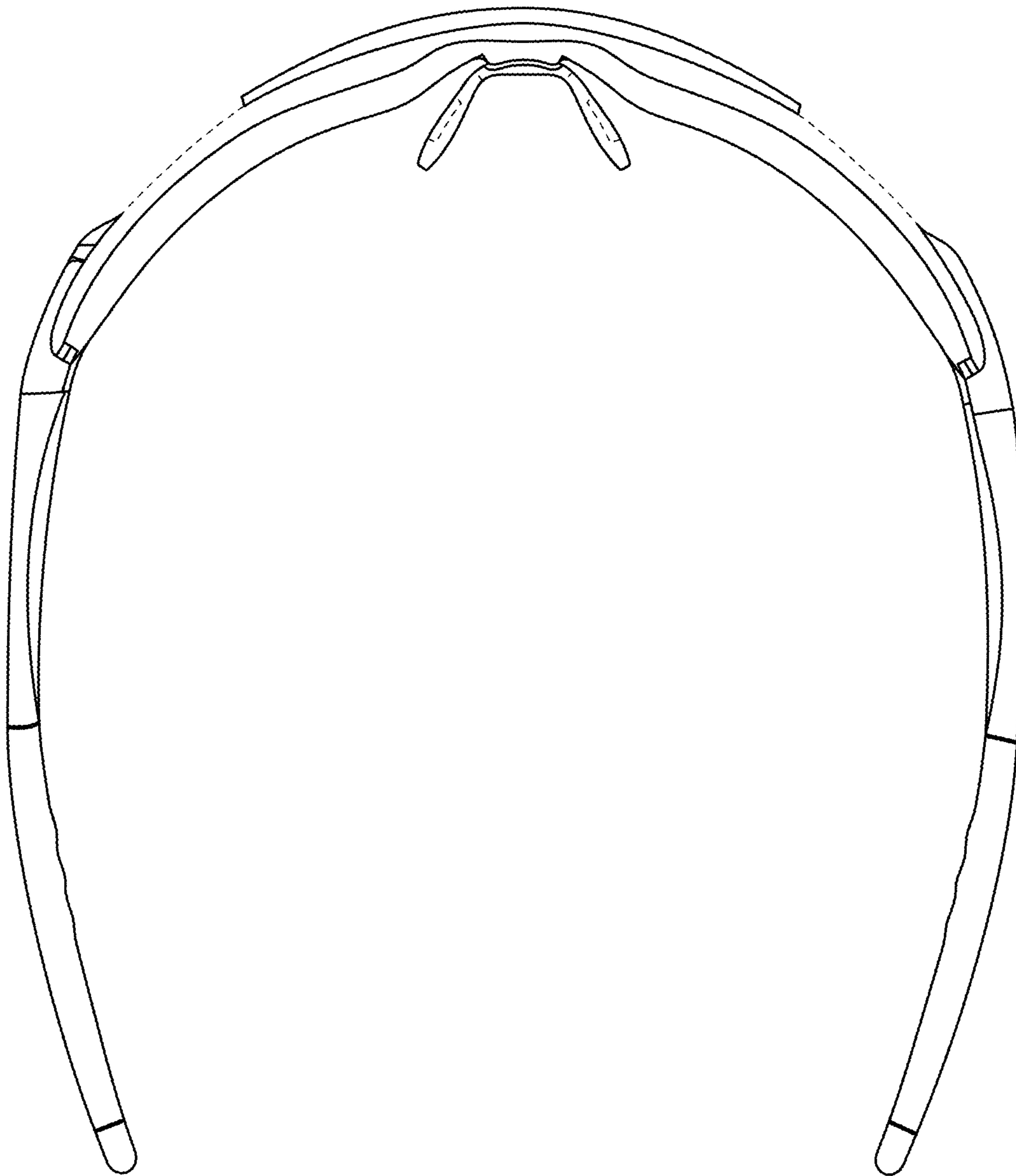


FIG. 3

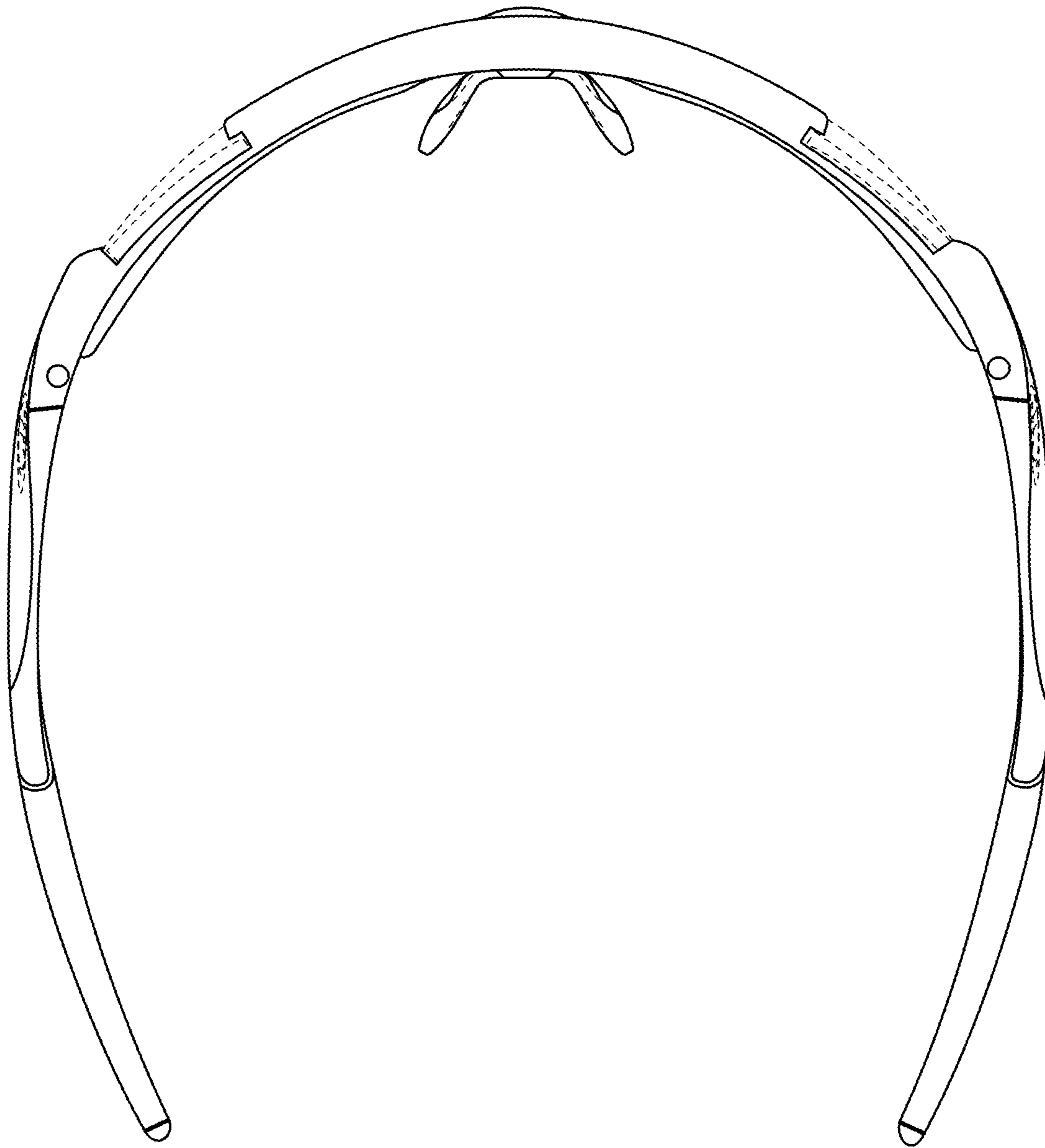


FIG. 4

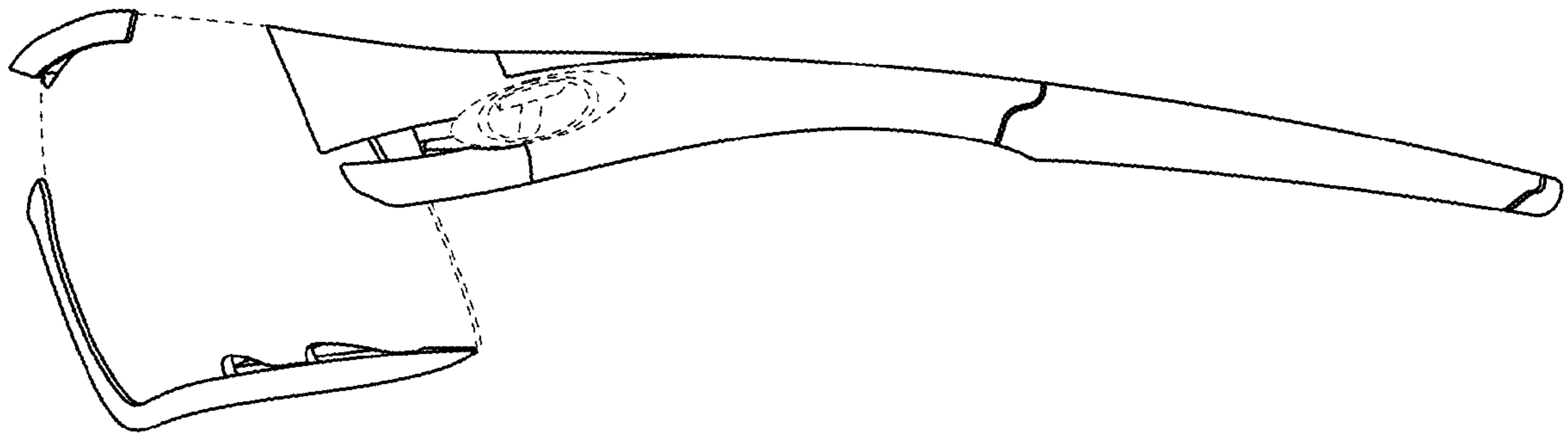


FIG. 5

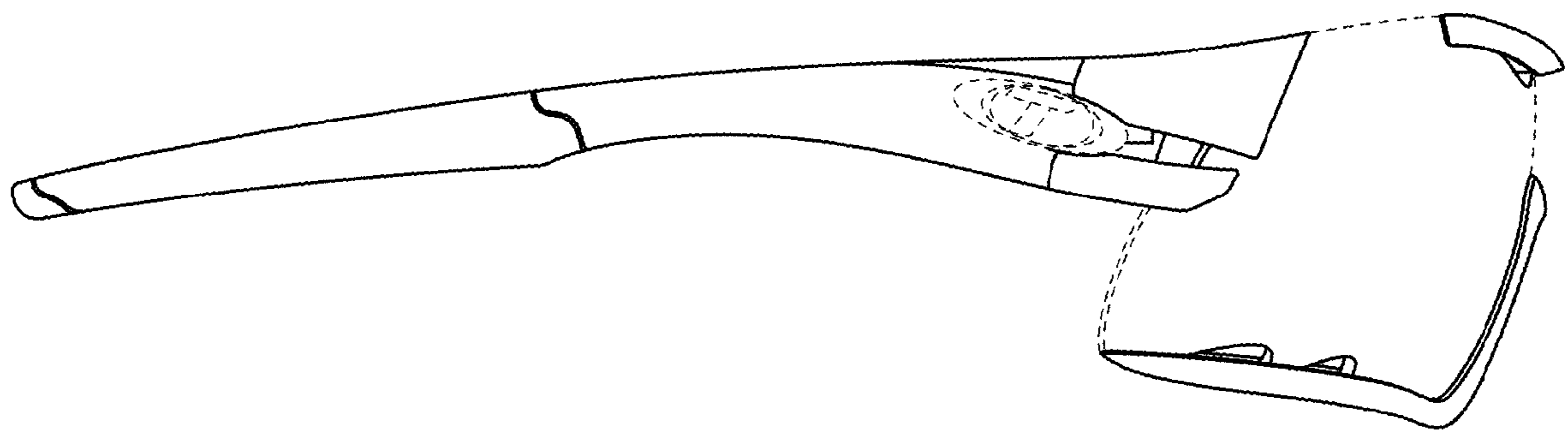


FIG. 6

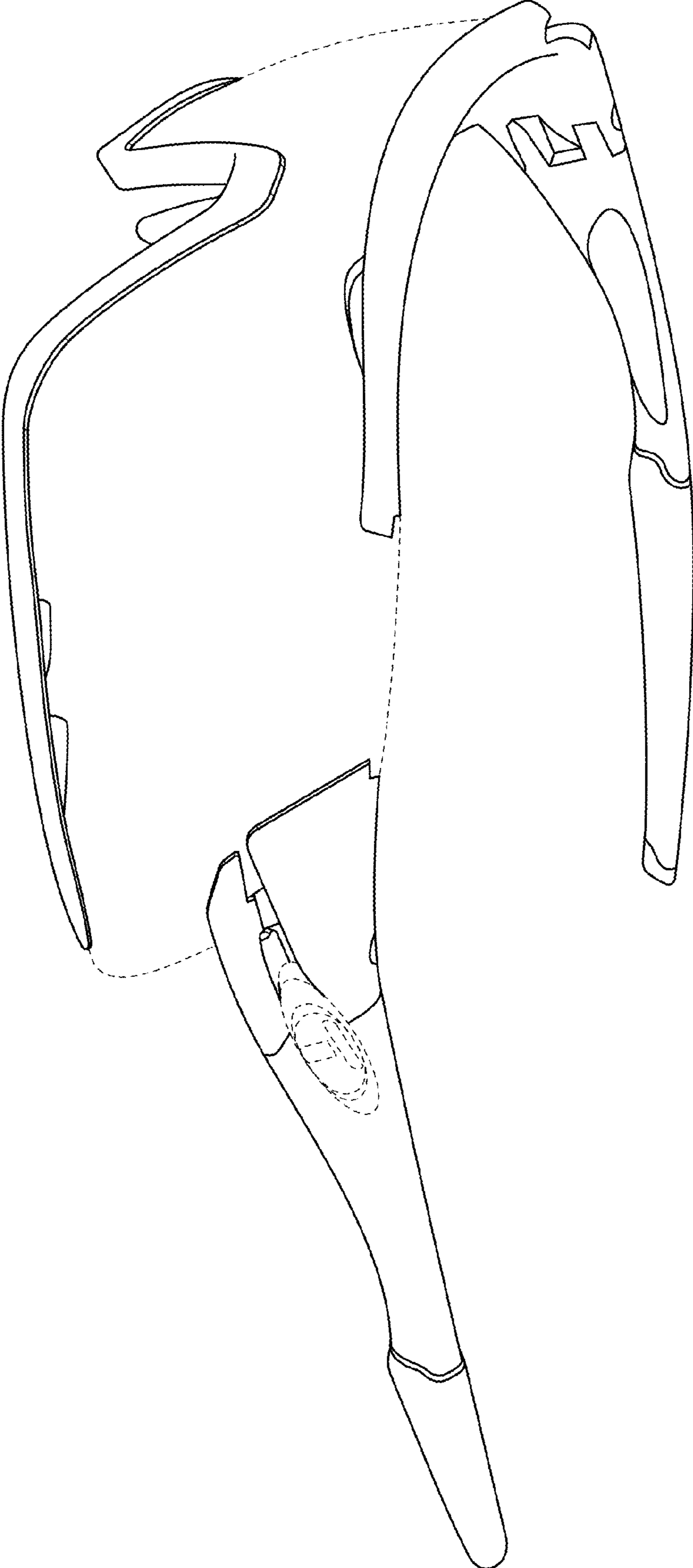


FIG. 7