



US00D931914S

(12) **United States Design Patent** (10) **Patent No.:** **US D931,914 S**
Zhai (45) **Date of Patent:** **** Sep. 28, 2021**

(54) **ICE CUBE TRAY**

(71) Applicant: **DONGGUAN SUTUO INDUSTRIAL CO., LTD.**, Dongguan (CN)

(72) Inventor: **Zhonghua Zhai**, Changchun (CN)

(73) Assignee: **DONGGUAN SUTUO INDUSTRIAL CO., LTD.**, Dongguan (CN)

(**) Term: **15 Years**

(21) Appl. No.: **29/753,138**

(22) Filed: **Sep. 30, 2020**

(51) **LOC (13) Cl.** **15-07**

(52) **U.S. Cl.**
USPC **D15/90**

(58) **Field of Classification Search**
USPC D15/79-91; D7/619.1, 603.2, 213, 305,
D7/602, 619.2, 701, 708, 600.1

CPC .. F25D 11/00; F25D 17/065; F25D 2325/022;
 F25D 23/069; F25D 25/025; F25D 11/02;
 F25D 17/062; F25D 21/12; F25D 21/125;
 F25D 21/14; F25D 2317/061; F25D
 2317/067; F25D 2323/021; F25D
 2323/024; F25D 23/028; F25D 23/04;
 F25D 23/066; F25D 23/085; F25D
 23/087; F25D 23/126; F25D 2400/02;
 F25D 2400/06; F25D 2400/361; F25D
 2400/40; F25D 25/005; F25D 25/02;
 F25D 2600/02; F25D 2700/02; F25D
 2700/12; F25D 2700/121; F25D 2700/14;
 F25D 29/00

See application file for complete search history.

(56) **References Cited**

U.S. PATENT DOCUMENTS

D586,830 S	2/2009	de Groote	
D847,222 S *	4/2019	Todirca	D15/90
D852,854 S *	7/2019	Helton	D15/90
D855,087 S	7/2019	Lopez	
D899,470 S *	10/2020	Liu	D15/90
D910,090 S *	2/2021	Chen	D15/90
D914,067 S *	3/2021	Wu	D15/90
D915,475 S *	4/2021	Wu	D15/90
D918,970 S *	5/2021	Zhai	D15/90
D923,067 S *	6/2021	Zhao	D15/90

* cited by examiner

Primary Examiner — Khawaja Anwar

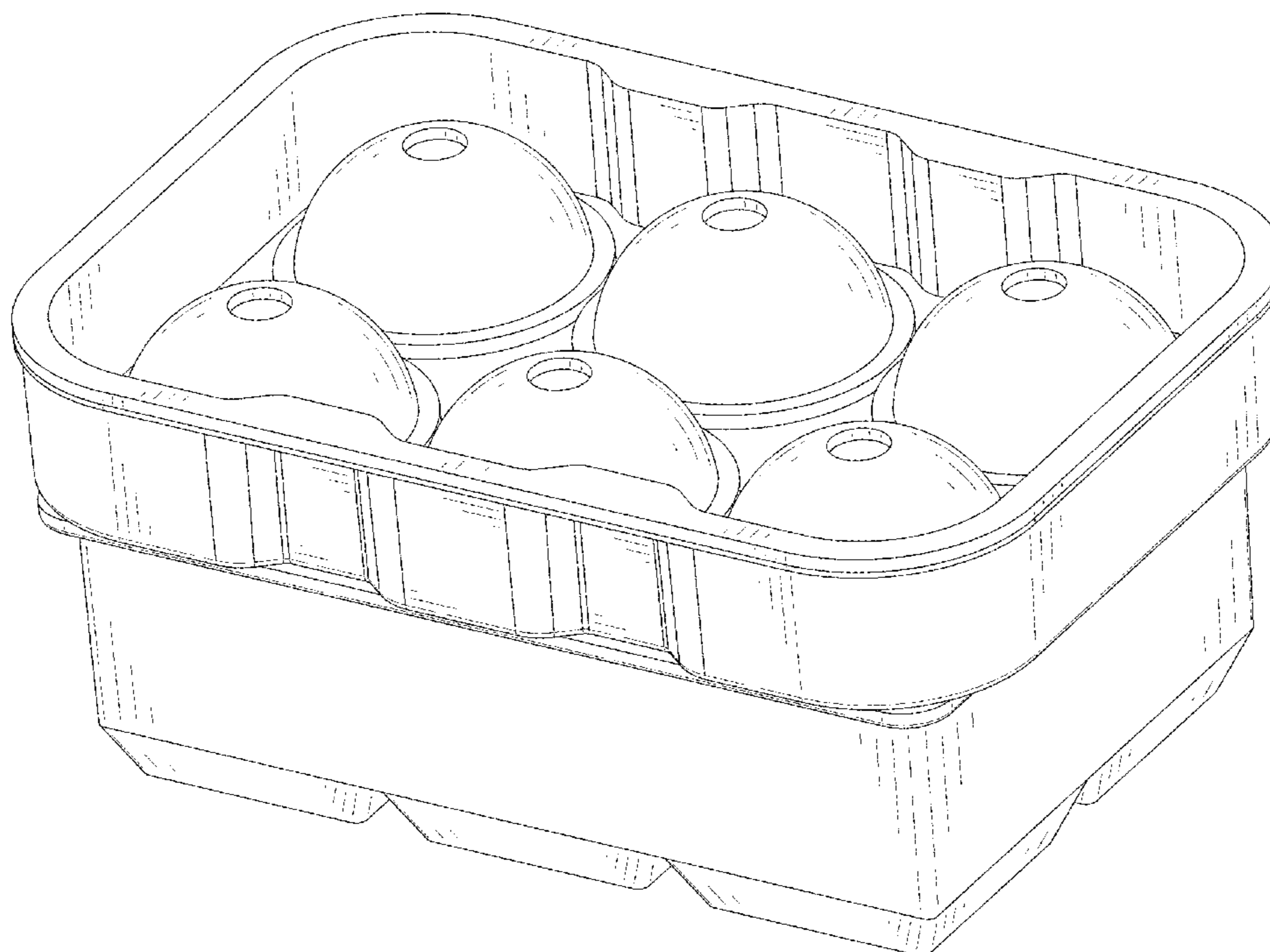
(57) **CLAIM**

The ornamental design for an ice cube tray, as shown and described.

DESCRIPTION

FIG. 1 is a perspective view of an ice cube tray showing my new design;
 FIG. 2 is another perspective view thereof;
 FIG. 3 is a front elevational view thereof;
 FIG. 4 is a rear elevational view thereof;
 FIG. 5 is a left side elevational view thereof;
 FIG. 6 is a right side elevational view thereof;
 FIG. 7 is a top plan view thereof;
 FIG. 8 is a bottom plan view thereof; and,
 FIG. 9 is an exploded perspective view of the ice cube tray.
 The broken lines in the drawings depict portions of the ice cube tray that form no part of the claimed design.

1 Claim, 9 Drawing Sheets



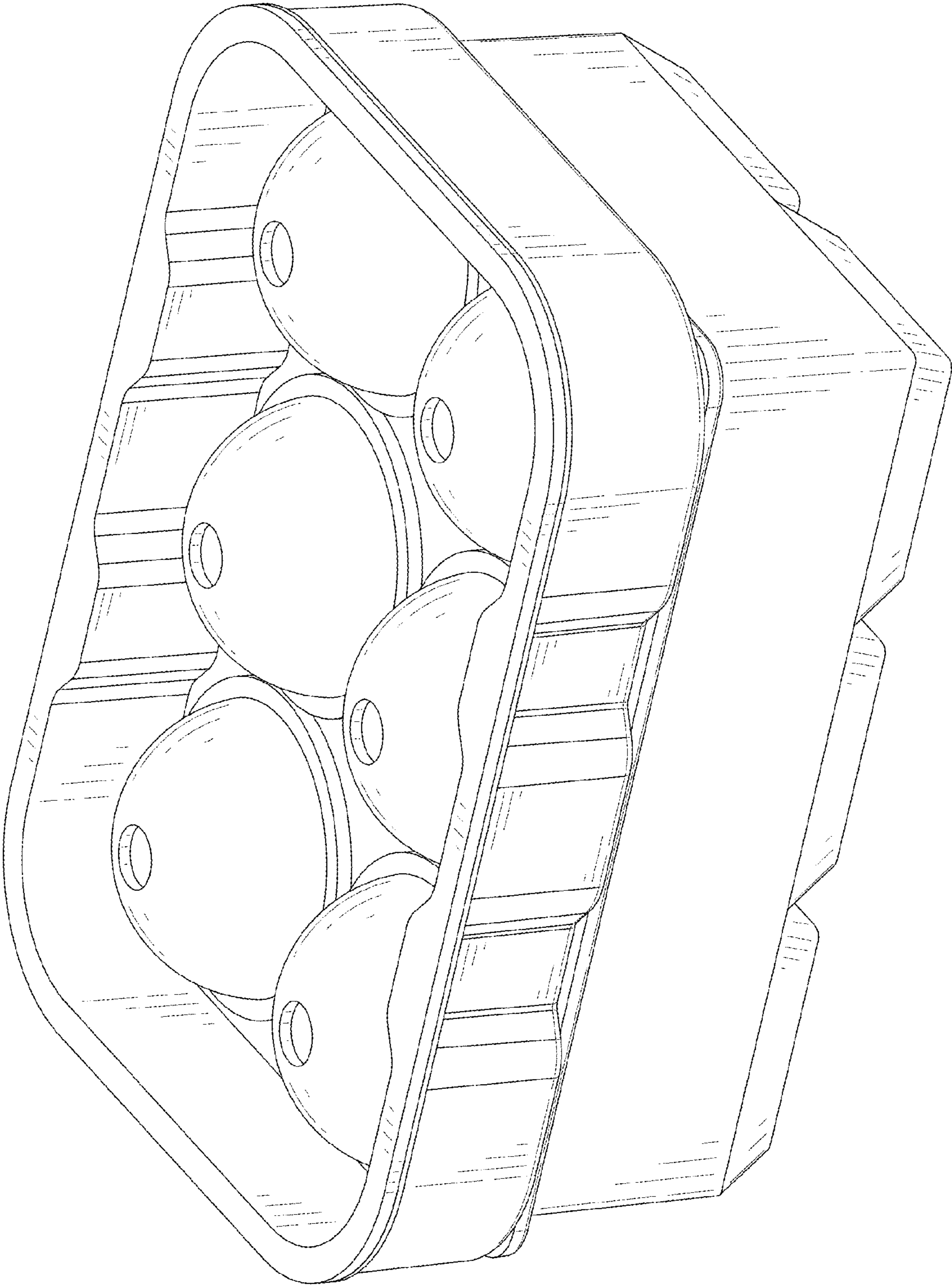


FIG. 1

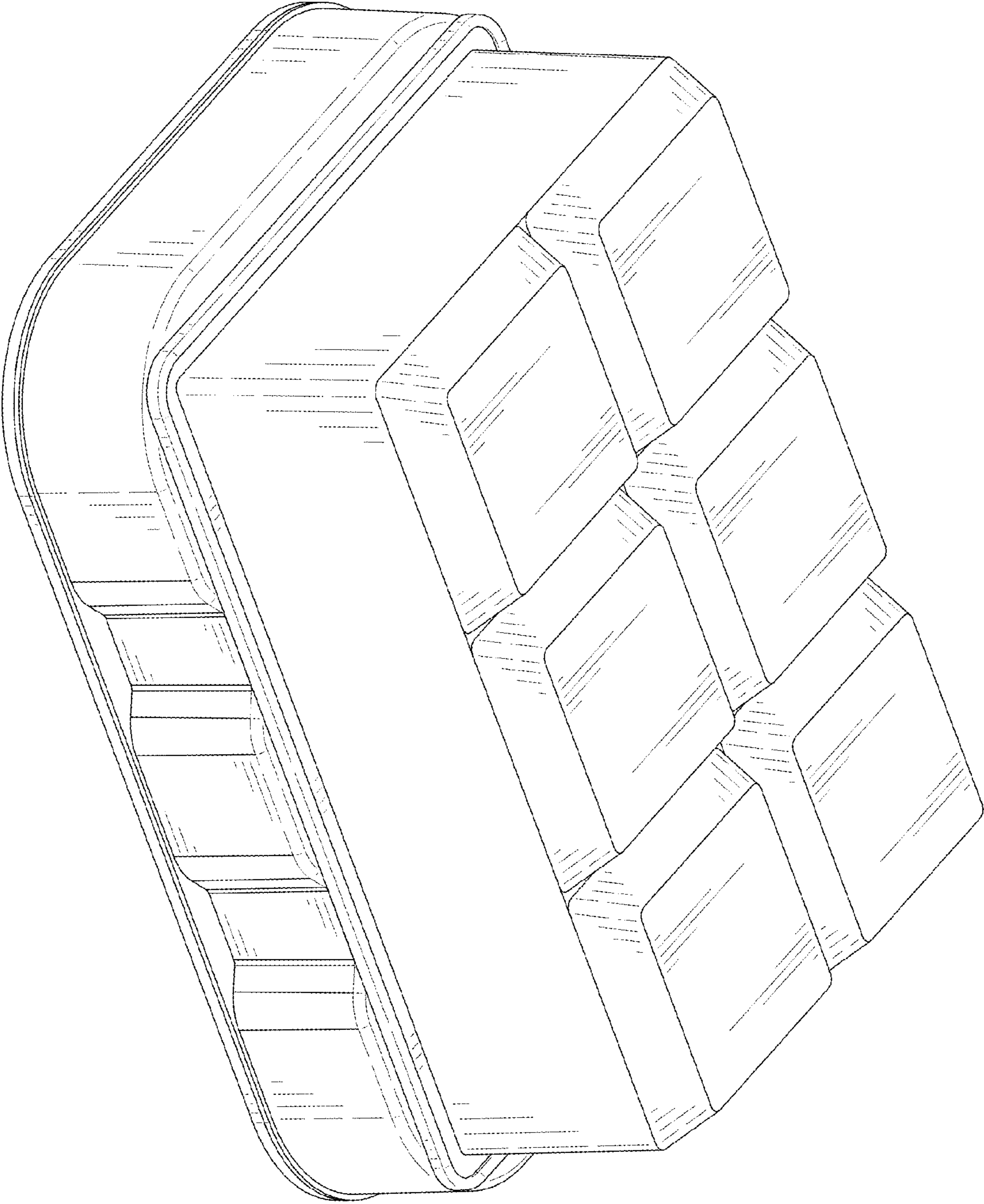


FIG. 2




FIG. 3




FIG. 4

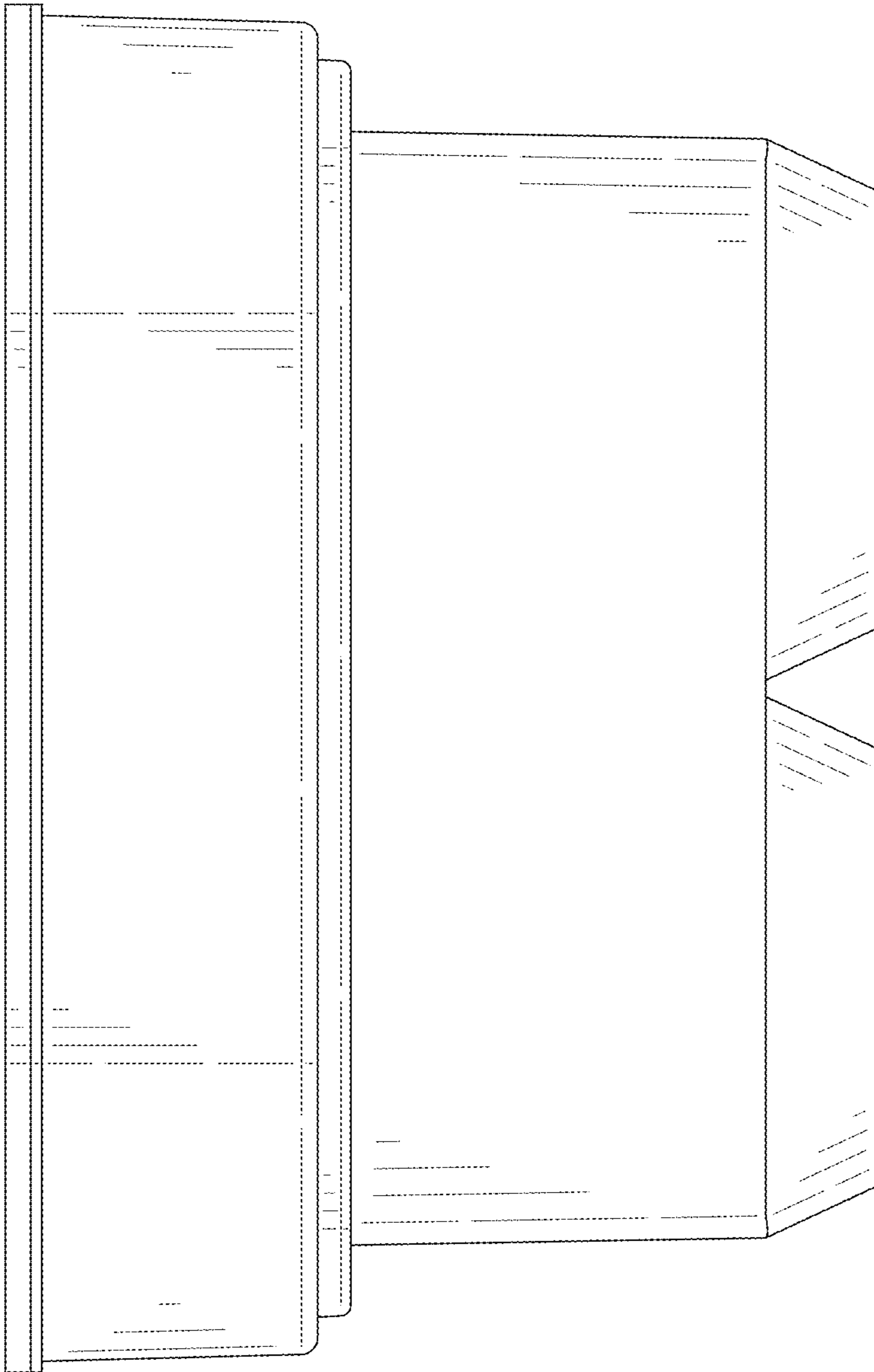


FIG. 5

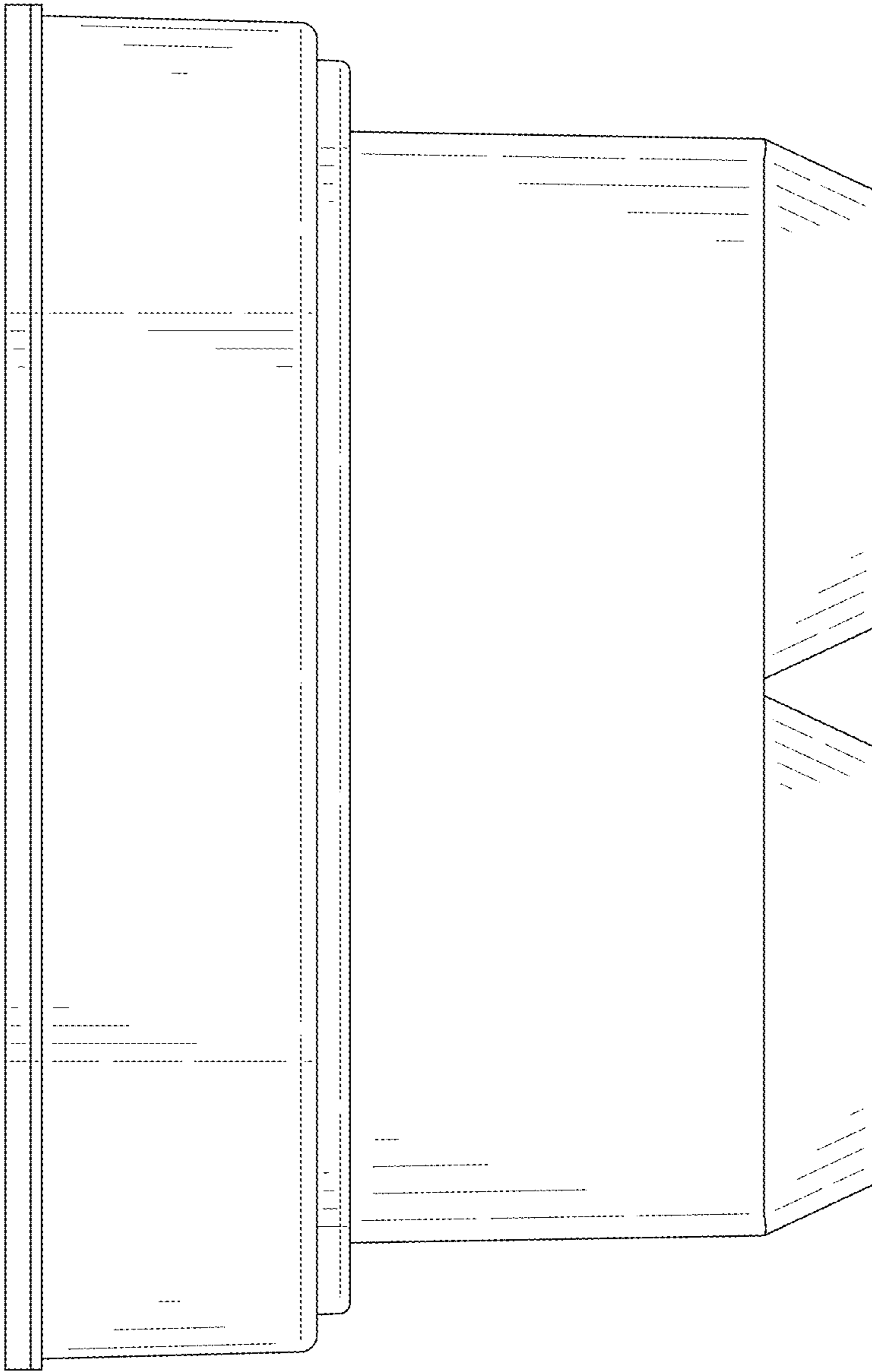


FIG. 6




FIG. 7




FIG. 8

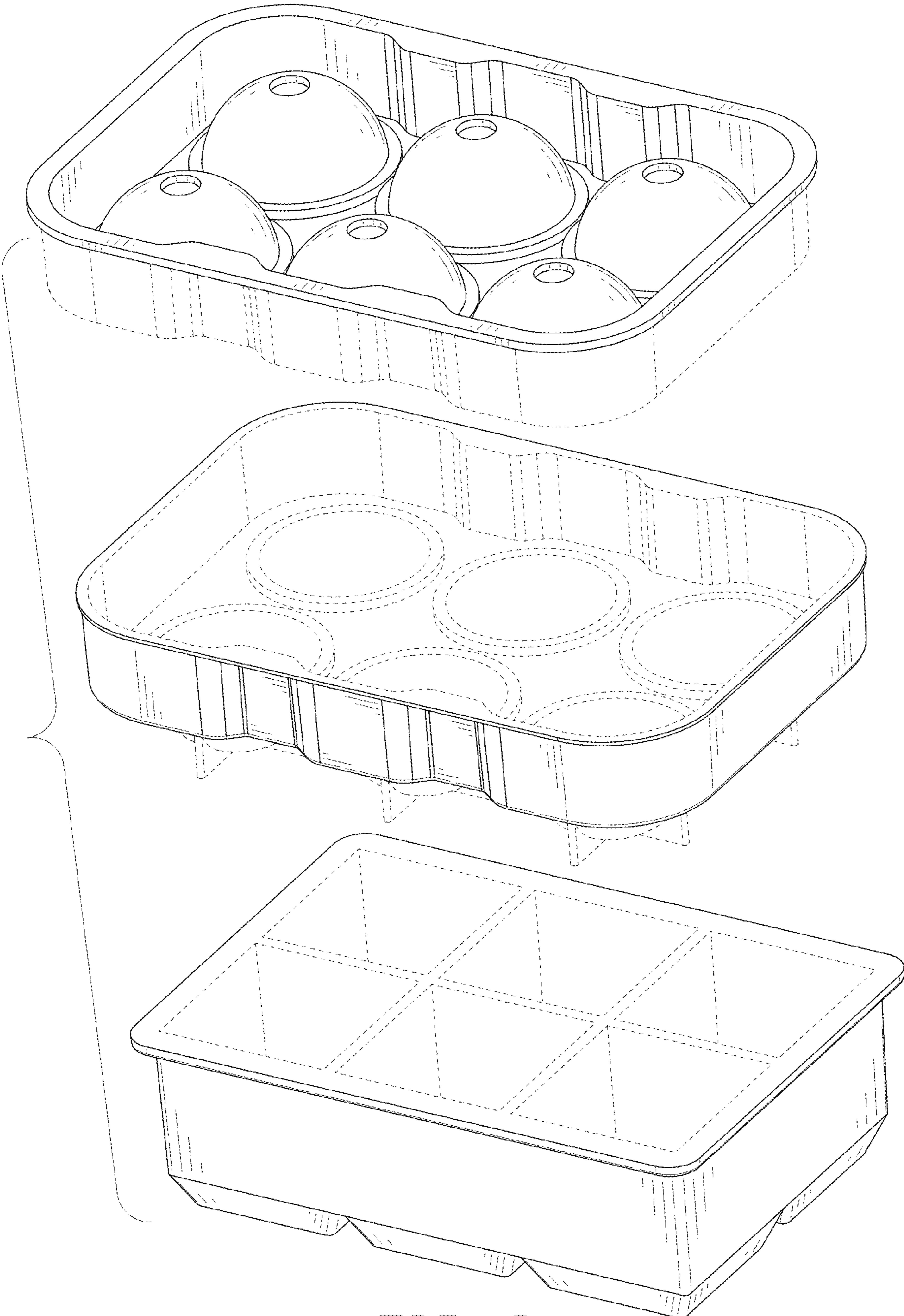


FIG. 9