



US00D931889S

(12) **United States Design Patent**
Lee et al.

(10) **Patent No.:** **US D931,889 S**
(45) **Date of Patent:** **** Sep. 28, 2021**

(54) **DISPLAY SCREEN OR PORTION THEREOF WITH TRANSITIONAL GRAPHICAL USER INTERFACE**

(71) Applicant: **Samsung Electronics Co., Ltd.**, Suwon-si (KR)

(72) Inventors: **Giyong Lee**, Suwon-si (KR); **Seunghyuck Heo**, Suwon-si (KR)

(73) Assignee: **SAMSUNG ELECTRONICS CO., LTD.**, Suwon-si (KR)

(**) Term: **15 Years**

(21) Appl. No.: **29/713,214**

(22) Filed: **Nov. 14, 2019**

(30) **Foreign Application Priority Data**

Jul. 31, 2019 (KR) 30-2019-0036630

(51) **LOC (13) Cl.** **14-04**

(52) **U.S. Cl.**
USPC **D14/486**

(58) **Field of Classification Search**
USPC D14/485–495
CPC G06F 3/048–04897
See application file for complete search history.

(56) **References Cited**

U.S. PATENT DOCUMENTS

D703,221 S *	4/2014	Park	D14/486
D703,228 S *	4/2014	Abratowski	D14/489
D757,079 S *	5/2016	Chaudhri	D14/486
D757,798 S *	5/2016	Akana	D14/490
D765,114 S *	8/2016	Chaudhri	D14/486
D765,693 S *	9/2016	Chaudhri	D14/486
D766,950 S *	9/2016	Dye	D14/486
D795,898 S	8/2017	Li et al.		
D796,546 S	9/2017	Chen et al.		

(Continued)

FOREIGN PATENT DOCUMENTS

CN	304122086	5/2017
KR	30-0880929	11/2016
KR	30-0907518	5/2017

Primary Examiner — Andrew T Nemeth

(74) *Attorney, Agent, or Firm* — McAndrews Held & Malloy, Ltd.

(57) **CLAIM**

The ornamental design for a display screen or portion thereof with transitional graphical user interface, as shown and described.

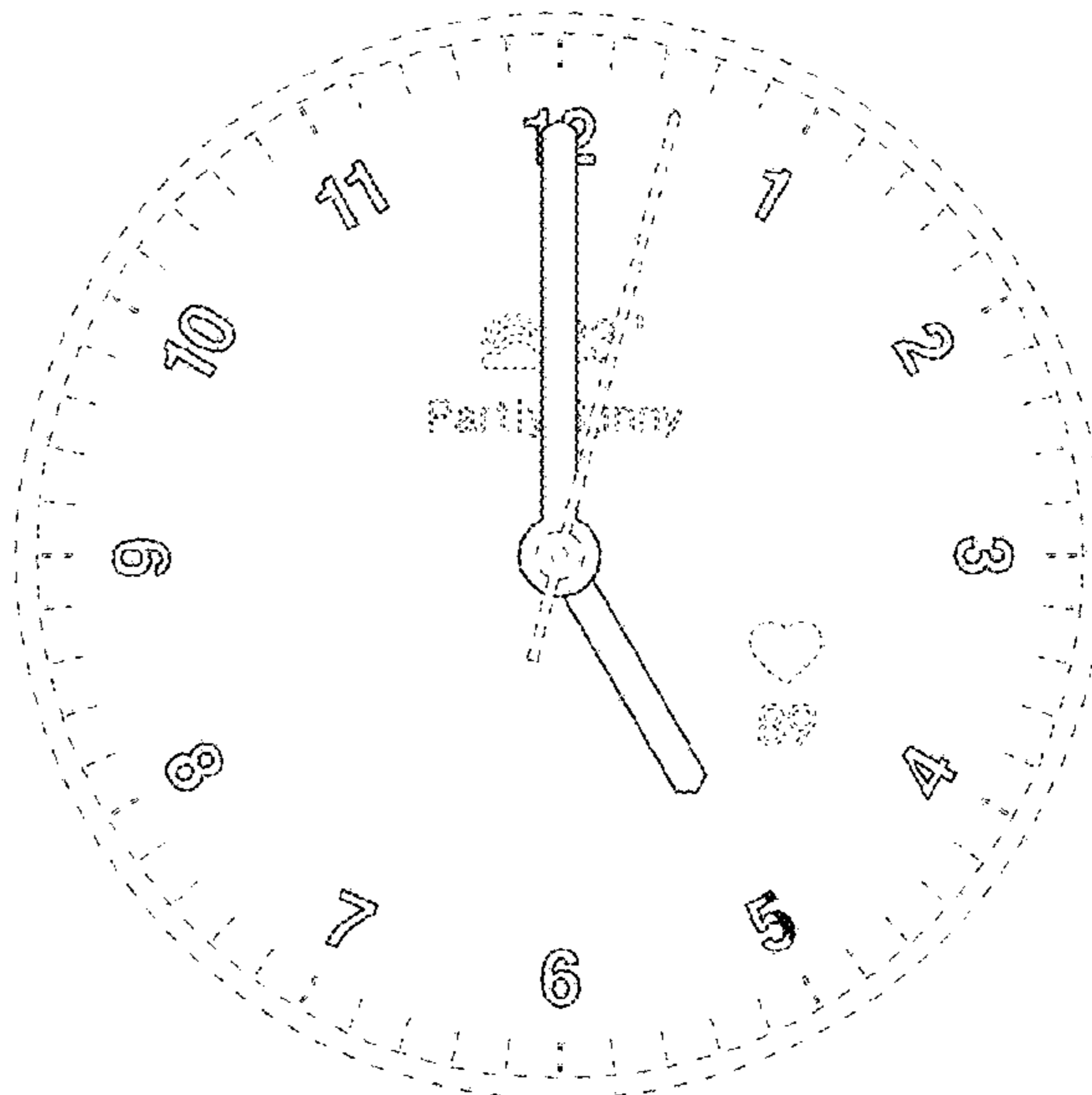
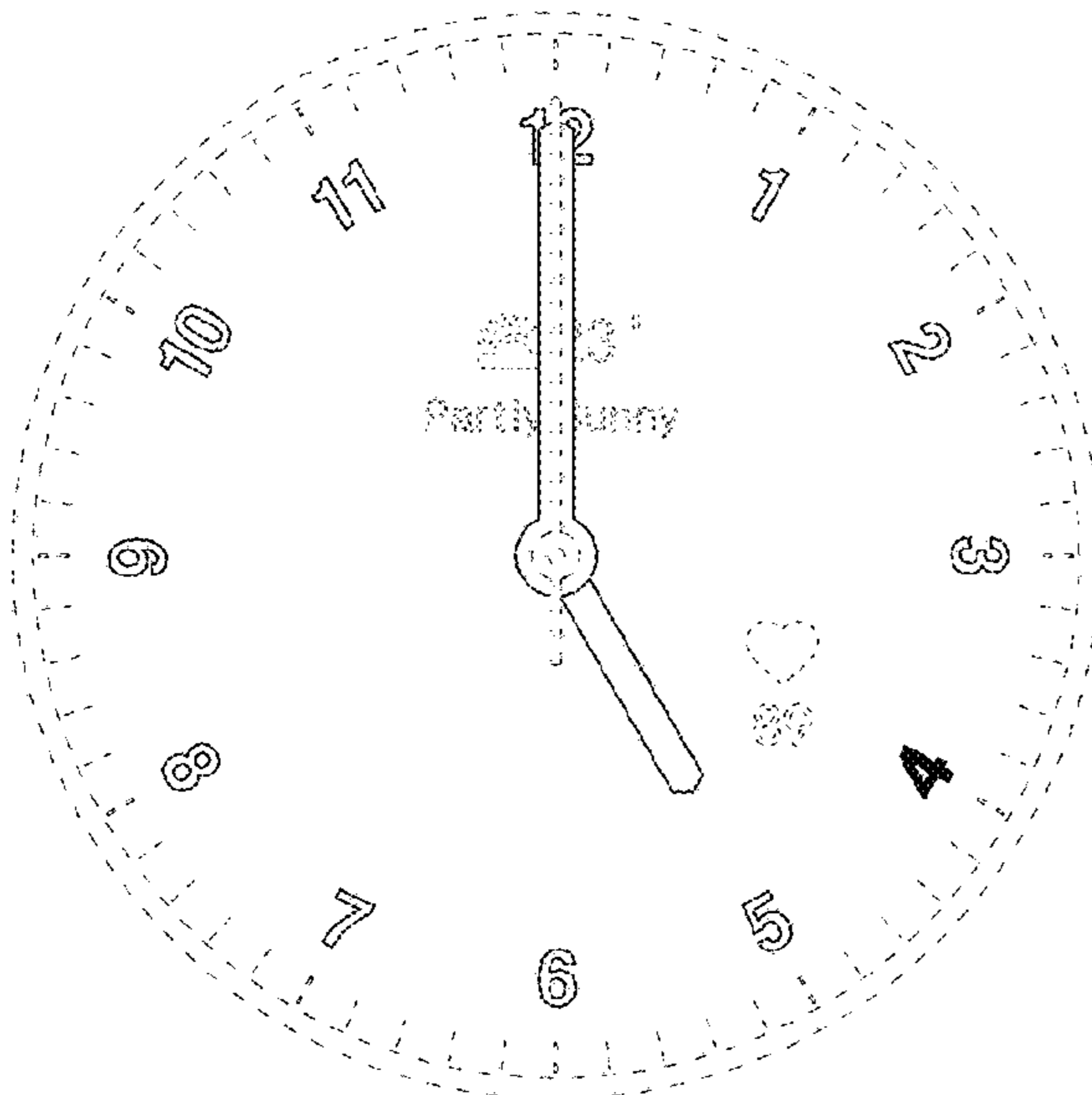
DESCRIPTION

FIG. 1 is the first image in a sequence for a display screen or portion thereof with transitional graphical user interface showing our new design according to a first embodiment; FIG. 2 is the second image thereof; FIG. 3 is the third image thereof; FIG. 4 is the fourth image thereof; FIG. 5 is the first image in a sequence for a display screen or portion thereof with transitional graphical user interface showing our new design according to a second embodiment; FIG. 6 is the second image thereof; FIG. 7 is the third image thereof; and, FIG. 8 is the fourth image thereof.

The outer perimeter shown in broken line in the drawings illustrates a display screen or portion thereof and forms no part of the claimed design. The remaining broken lines in the drawings illustrate portions of the graphical user interface that form no part of the claimed design.

The appearance of the transitional image sequentially transitions between the images shown in FIGS. 1-4 and 5-8, respectively. The process or period in which one image transitions to another image forms no part of the claimed design.

1 Claim, 8 Drawing Sheets



(56)

References Cited

U.S. PATENT DOCUMENTS

D797,135 S * 9/2017 Chaudhri D14/486
D797,783 S * 9/2017 Broughton D14/486
D801,369 S * 10/2017 Chaudhri D14/486
D801,389 S * 10/2017 Jung D14/492
D803,879 S * 11/2017 Broughton D14/489
D807,905 S * 1/2018 Broughton D14/486
D807,906 S * 1/2018 Dye D14/486
D809,543 S * 2/2018 Broughton D14/486
D810,110 S * 2/2018 Dye D14/486
D813,891 S * 3/2018 Chaudhri D14/486
D813,892 S * 3/2018 Chaudhri D14/486
D815,134 S * 4/2018 Kim D14/486
D840,414 S * 2/2019 Chen D14/485
D849,774 S * 5/2019 Lee D14/486
D850,482 S * 6/2019 Amini D14/486
D858,553 S * 9/2019 Chaudhri D14/486
D859,431 S * 9/2019 Chaudhri D14/485
D883,307 S * 5/2020 Broughton D14/485
D898,755 S * 10/2020 Chen D14/486
D904,434 S * 12/2020 Chen D14/485
D908,715 S * 1/2021 Chaudhri D14/485
D910,071 S * 2/2021 Chen D14/490
D916,748 S * 4/2021 Chaudhri D14/485
D917,508 S * 4/2021 Broughton D14/485
D918,941 S * 5/2021 Seong D14/485
2016/0117141 A1 * 4/2016 Ro G06F 3/04817
715/748
2017/0357427 A1 * 12/2017 Wilson G06F 3/04845

* cited by examiner

FIG. 1

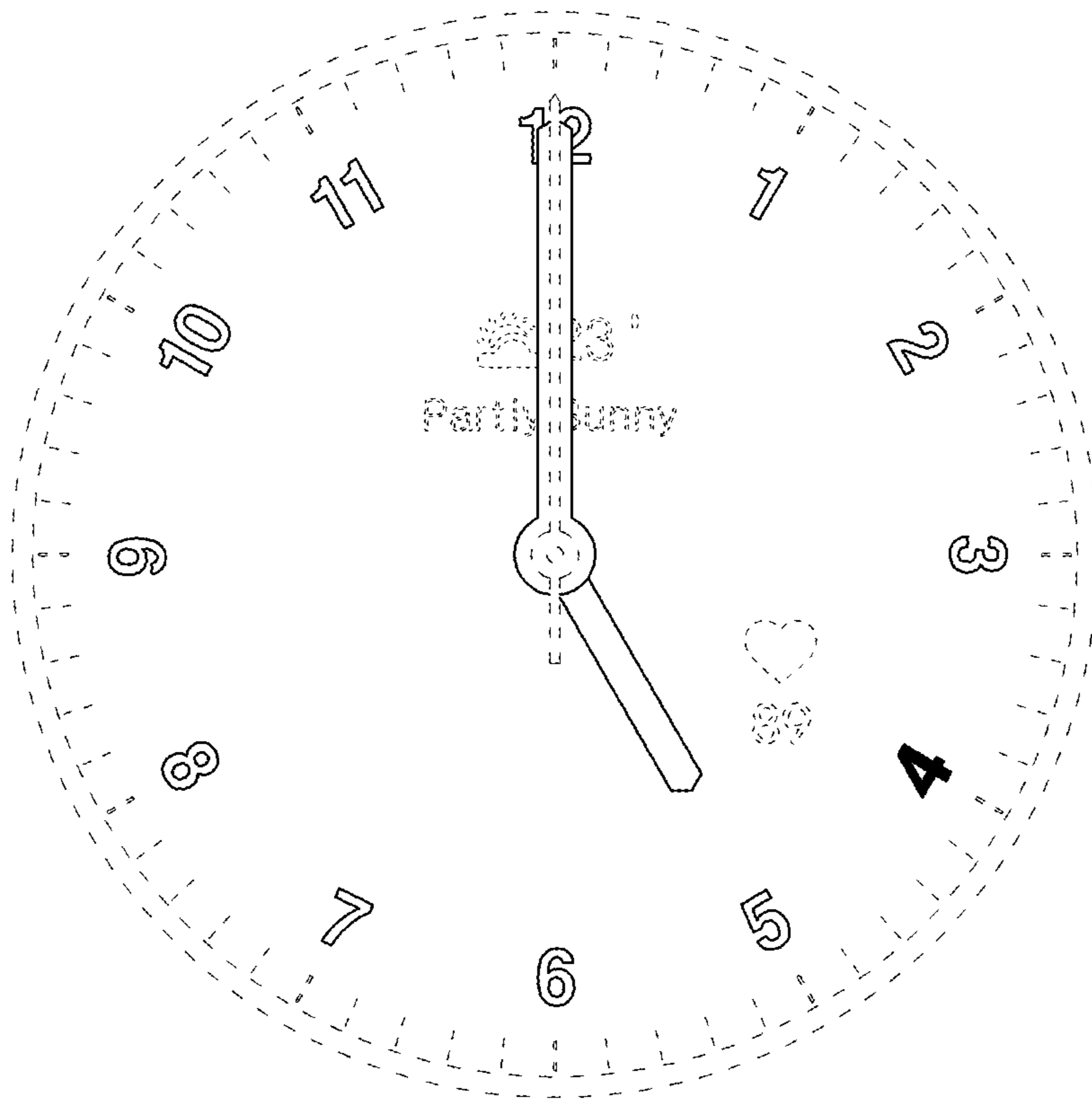


FIG. 2

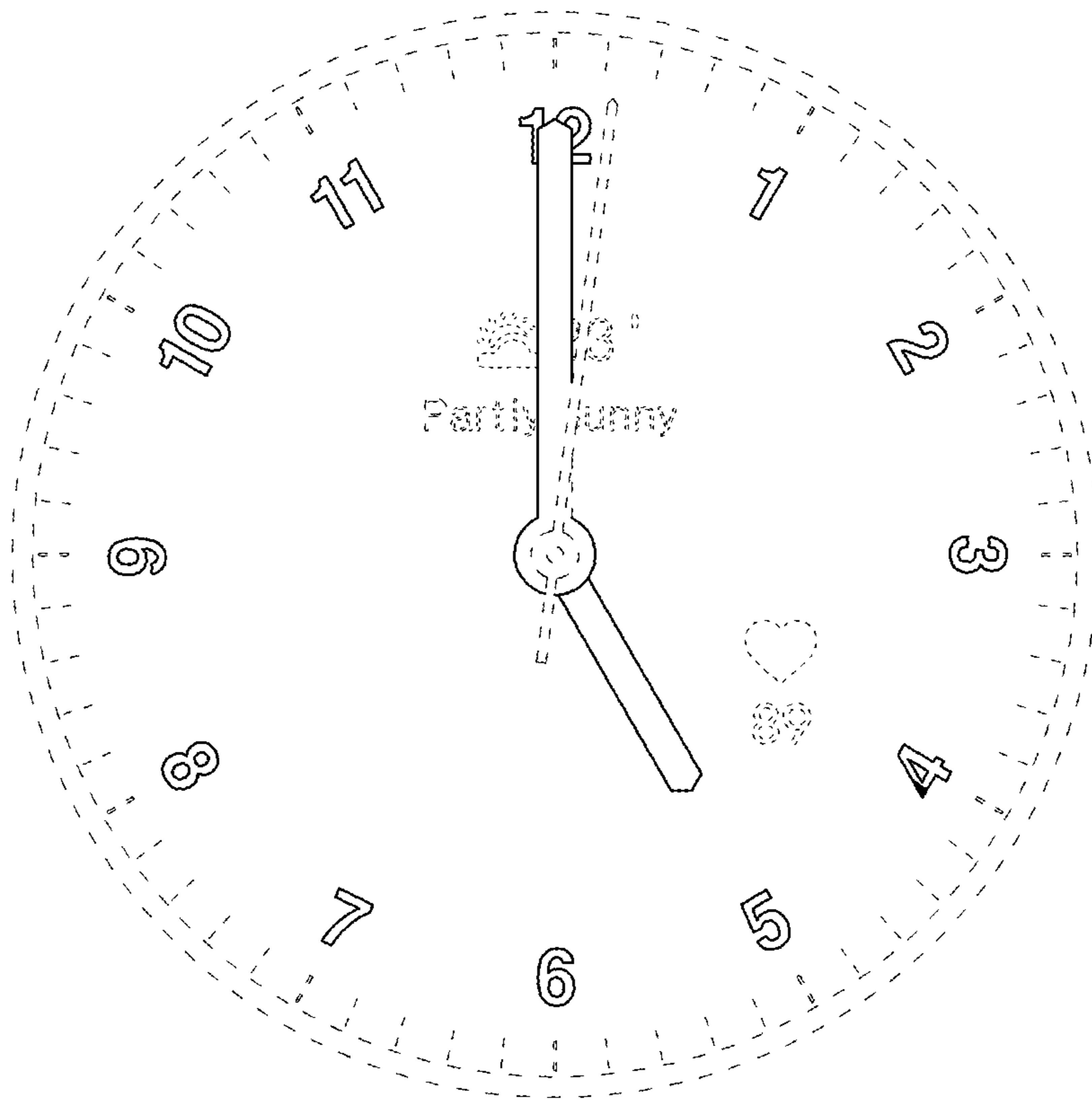


FIG. 3

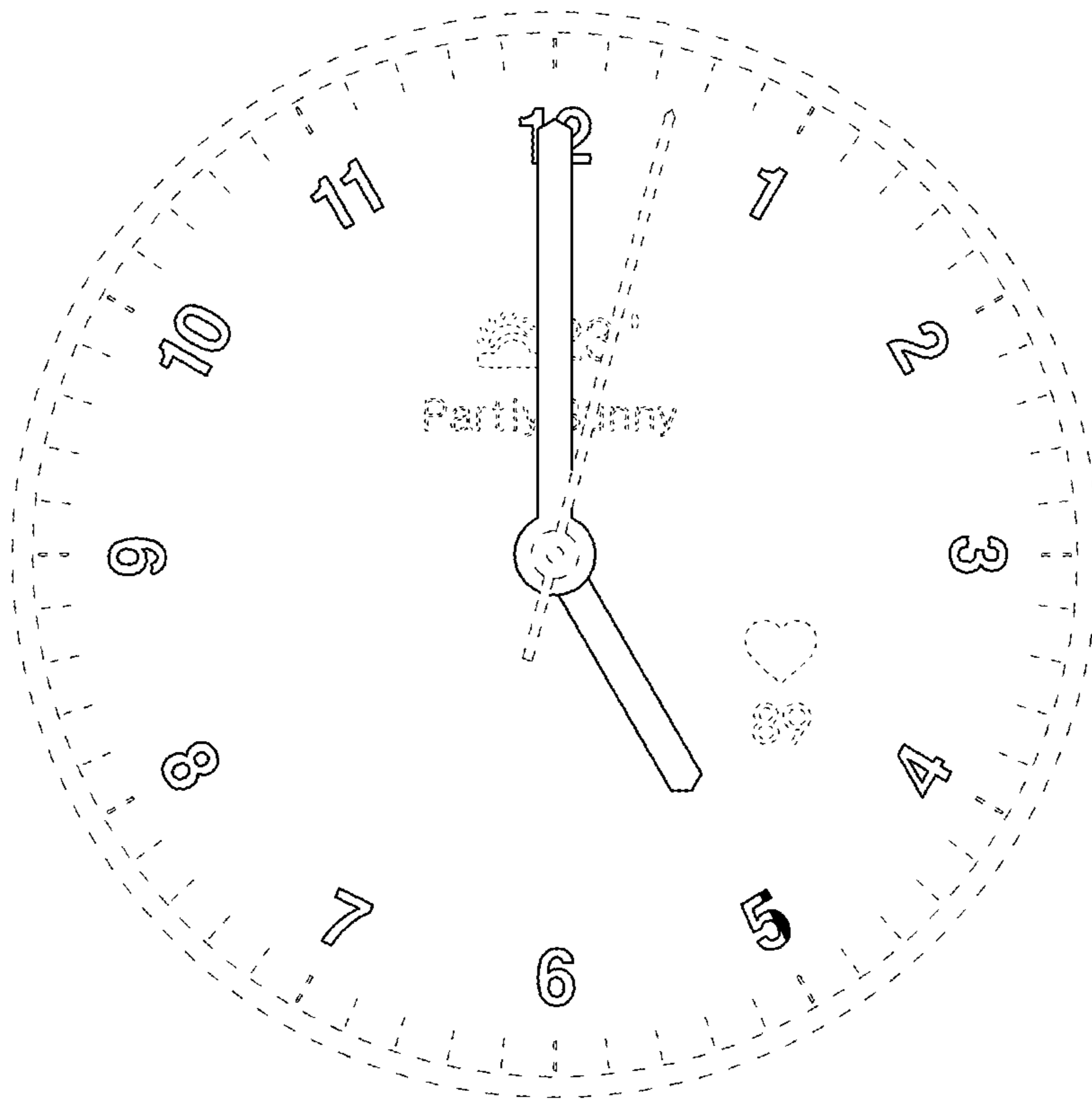


FIG. 4

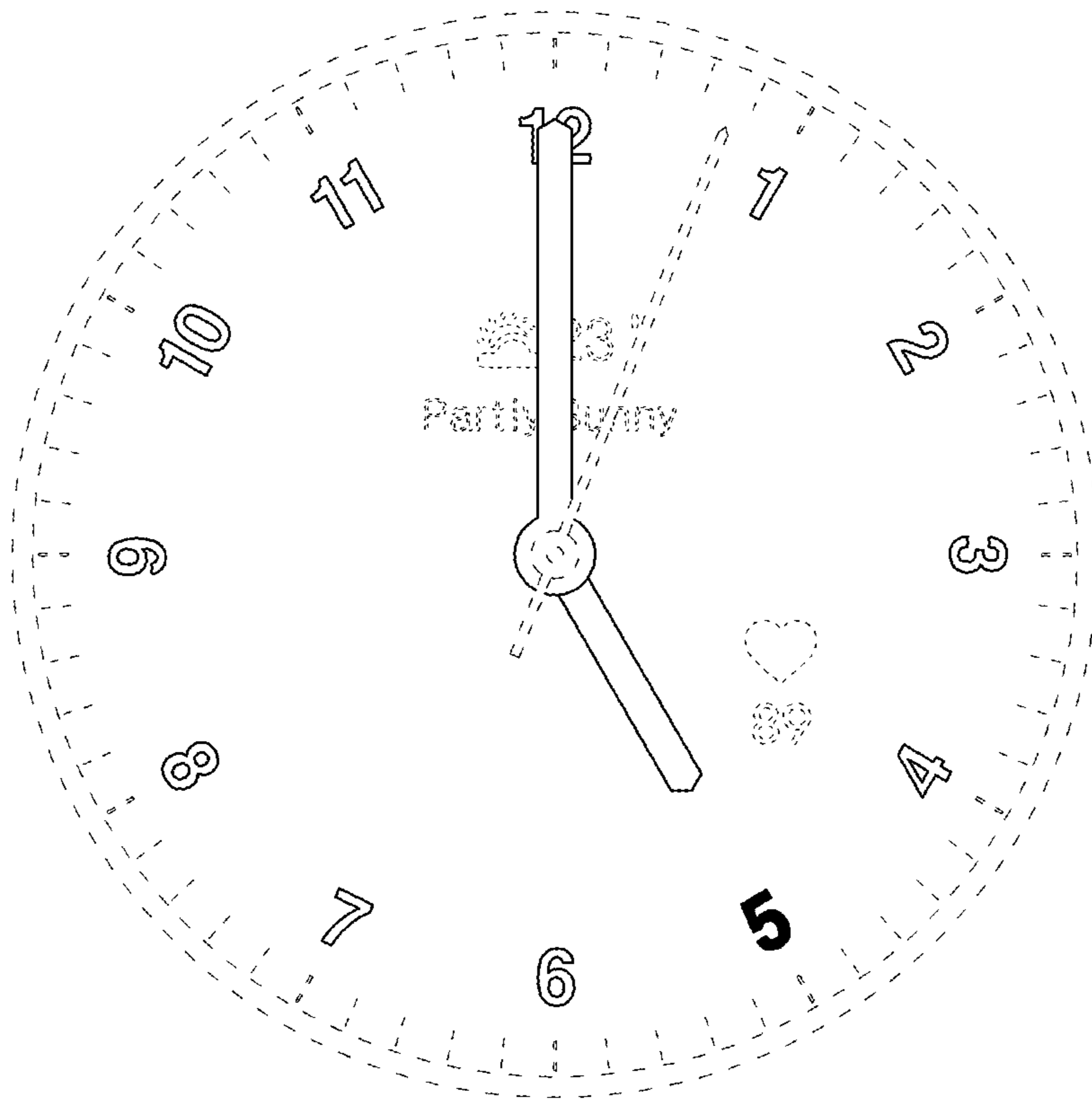


FIG. 5

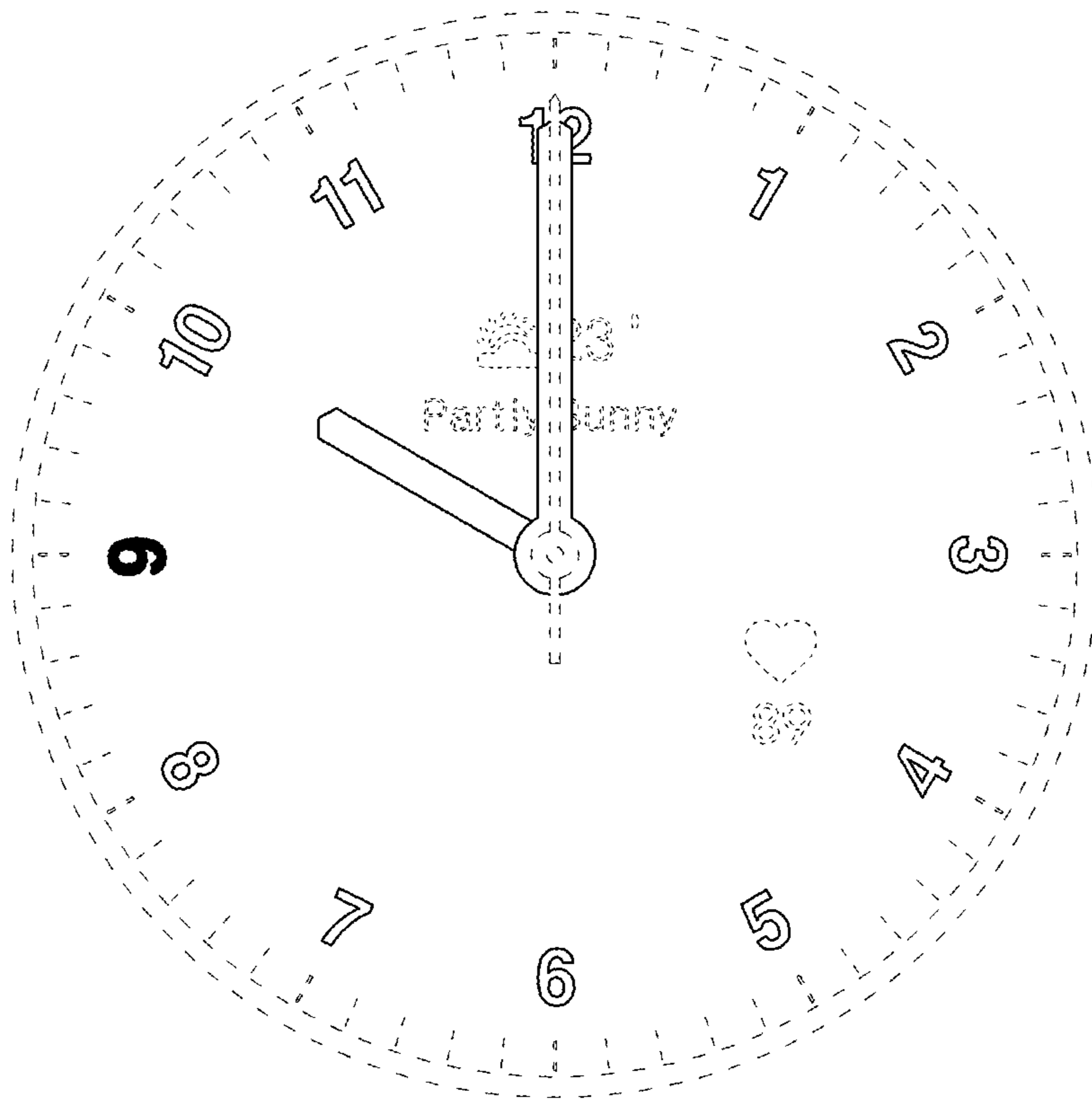


FIG. 6

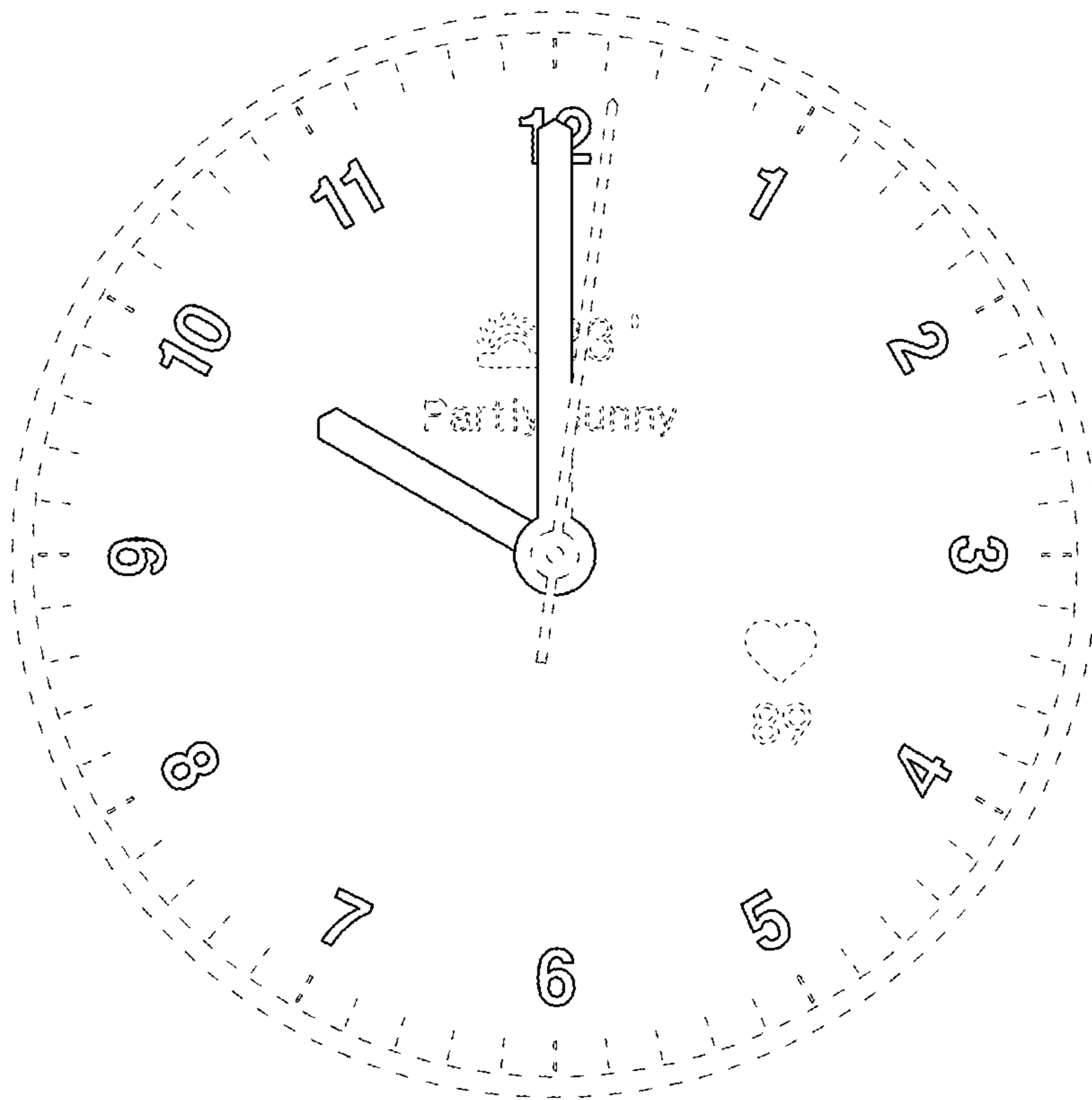


FIG. 7

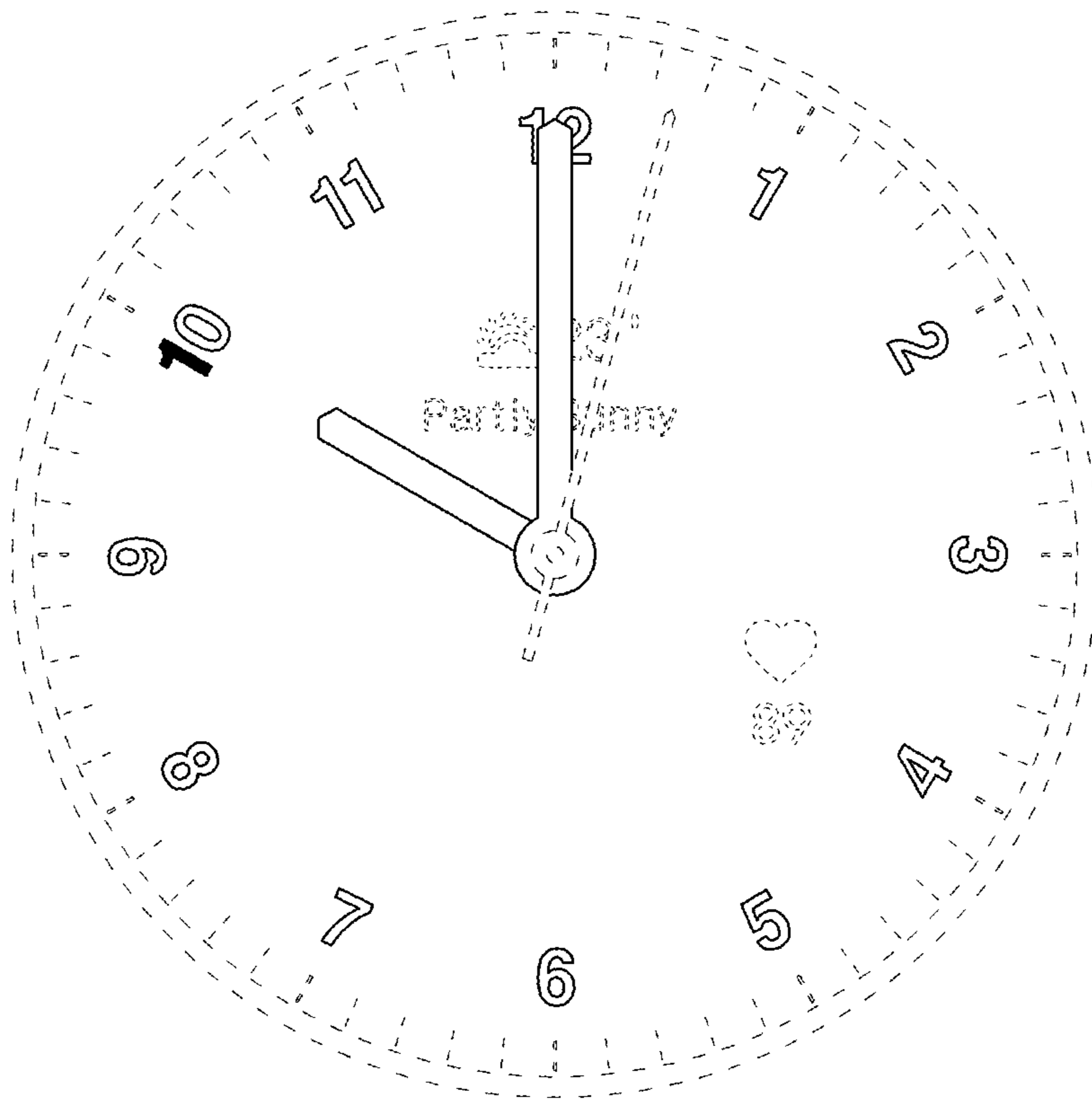


FIG. 8

