



US00D931861S

(12) **United States Design Patent**
Zhong et al.

(10) **Patent No.:** **US D931,861 S**

(45) **Date of Patent:** **** Sep. 28, 2021**

- (54) **TWS EARPHONES BOX**
- (71) Applicant: **SHENZHEN GRANDSUN ELECTRONIC CO., LTD.,** Shenzhen (CN)
- (72) Inventors: **Weicheng Zhong,** Shenzhen (CN);
Haiquan Wu, Shenzhen (CN);
Zhonghui Tang, Shenzhen (CN);
Jiugao Peng, Shenzhen (CN); **Ruiwen Shi,** Shenzhen (CN)
- (73) Assignee: **Shenzhen Grandsun Electronic Co., LTD,** Shenzhen (CN)

D467,799 S *	12/2002	Persson	D9/420
D558,973 S *	1/2008	Hussaini	D3/201
D714,296 S *	9/2014	Fujioka	D14/440
8,831,538 B2 *	9/2014	Yuen	A61B 5/222 455/90.1
D720,096 S *	12/2014	McDougall	D28/66
D740,692 S *	10/2015	Christie	D9/748
D764,476 S *	8/2016	Gleason, III	D14/440
D810,421 S *	2/2018	Ross	D3/203.1
D812,065 S *	3/2018	Shim	D14/440
D817,640 S *	5/2018	Dang	D3/294
D818,268 S *	5/2018	Akana	D3/294
D846,264 S *	4/2019	Wu	D3/201
D849,401 S *	5/2019	Akana	D3/274
D853,357 S *	7/2019	Li	D14/217
D864,565 S *	10/2019	Lee	D3/271.1
D864,971 S *	10/2019	Lee	D14/440
D868,453 S *	12/2019	Lee	D3/201
D868,465 S *	12/2019	Lee	D3/269

(Continued)

- (**) Term: **15 Years**
- (21) Appl. No.: **29/708,335**

Primary Examiner — Cynthia R Underwood
 (74) *Attorney, Agent, or Firm* — Robert L. Stearns;
 Dickinson Wright, PLLC

- (22) Filed: **Oct. 4, 2019**
- (30) **Foreign Application Priority Data**

Apr. 4, 2019 (CN) 201930151768.2

- (51) **LOC (13) Cl.** **14-02**
- (52) **U.S. Cl.**
USPC **D14/440; D3/218**
- (58) **Field of Classification Search**
USPC D14/440, 447, 250; 206/45.23, 320,
206/45.2; 361/679.55; 294/25; 224/218;
D3/294, 218
CPC ... G06F 1/1628; G06F 1/1626; A47B 23/044;
H04B 1/3888
See application file for complete search history.

(57) **CLAIM**

The ornamental design for a “TWS earphones box,” as shown and described.

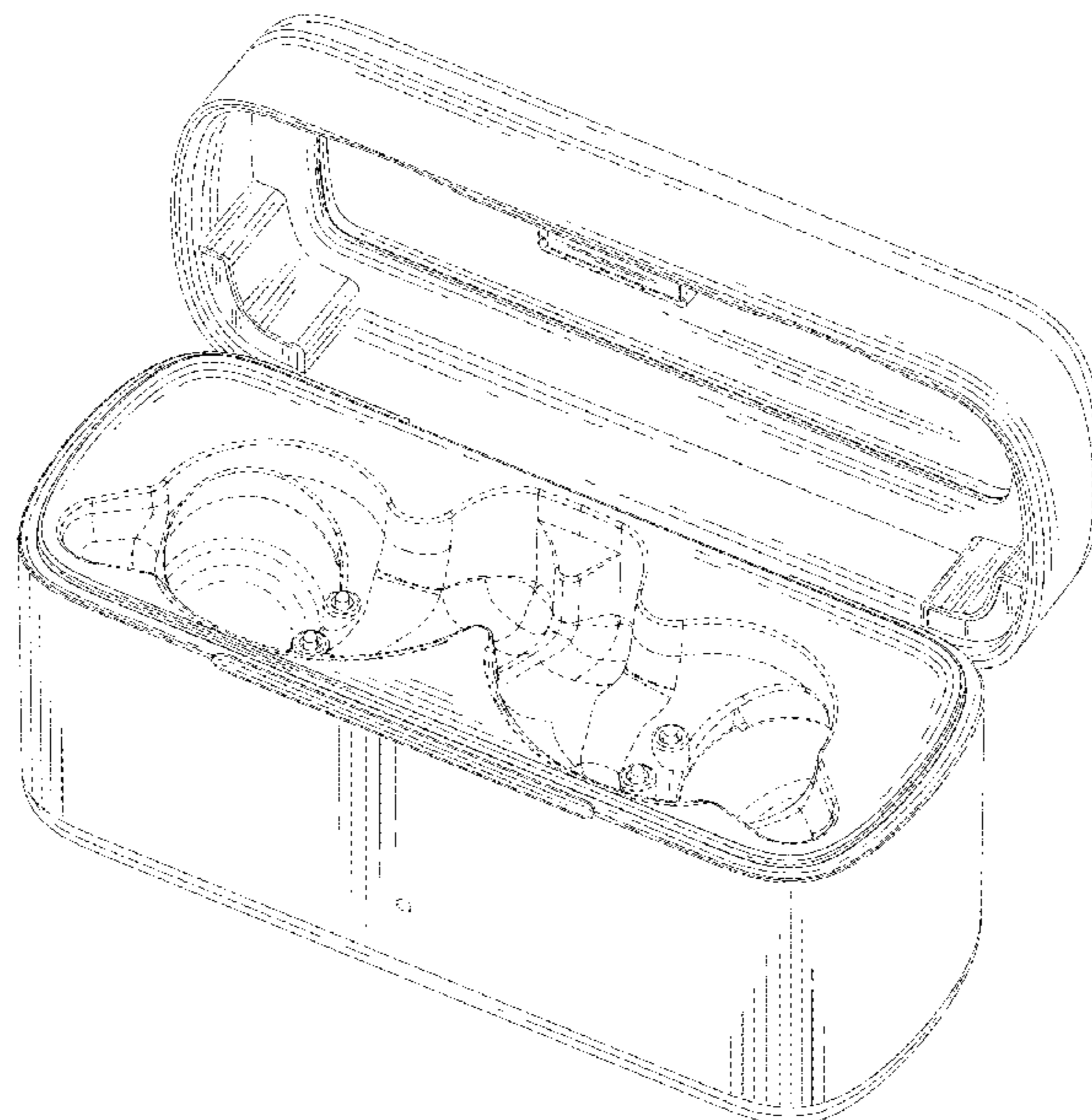
DESCRIPTION

FIG. 1 is a front perspective view of a TWS earphones box;
 FIG. 2 is a rear perspective view thereof;
 FIG. 3 is a front view thereof;
 FIG. 4 is a rear view thereof;
 FIG. 5 is a left side view thereof;
 FIG. 6 is a right side view thereof;
 FIG. 7 is a top view thereof;
 FIG. 8 is a bottom view thereof; and,
 FIG. 9 is an opened state view thereof.
 The broken lines in the figures depict portions of the TWS earphones box that form no part of the claimed design.

- (56) **References Cited**
U.S. PATENT DOCUMENTS

D323,929 S *	2/1992	Hodson	D14/440
D377,788 S *	2/1997	Carlson	D14/440

1 Claim, 9 Drawing Sheets



(56)

References Cited

U.S. PATENT DOCUMENTS

D872,094 S * 1/2020 Wright D14/440
D872,468 S * 1/2020 Lee D3/269
D872,469 S * 1/2020 Lee D3/269
D873,217 S * 1/2020 Zhang D13/108
D876,821 S * 3/2020 Lee D3/203.3
D878,048 S * 3/2020 Wang D3/294
D878,754 S * 3/2020 Lee D3/270
D881,810 S * 4/2020 Zhang D13/108
D882,259 S * 4/2020 Liu D3/269
D883,296 S * 5/2020 Lee D14/440
D886,453 S * 6/2020 Wright D3/294
D886,455 S * 6/2020 Williamson D3/294
D887,351 S * 6/2020 Bonahoom D13/108
D888,662 S * 6/2020 Cramer D13/108
D888,664 S * 6/2020 Ma D13/108
D890,091 S * 7/2020 Cramer D13/108
D891,434 S * 7/2020 Lee D14/440
D891,774 S * 8/2020 Yu D3/294
D892,497 S * 8/2020 Wright D3/294
D892,498 S * 8/2020 Wright D3/294
D893,166 S * 8/2020 Lu D3/201
D893,184 S * 8/2020 Liu D3/294
D893,185 S * 8/2020 Liu D3/294
D894,123 S * 8/2020 Xiong D13/108
D902,588 S * 11/2020 Zhang D3/294
D904,025 S * 12/2020 Ma D3/295
D904,763 S * 12/2020 Koneru D3/274
D907,048 S * 1/2021 Wang D14/440
D907,049 S * 1/2021 Yu D14/440
D908,084 S * 1/2021 He D13/108
D909,392 S * 2/2021 Lee D14/440
D920,662 S * 6/2021 Youn D3/218
2007/0256946 A1 * 11/2007 Godshaw B65D 25/10
206/320

* cited by examiner

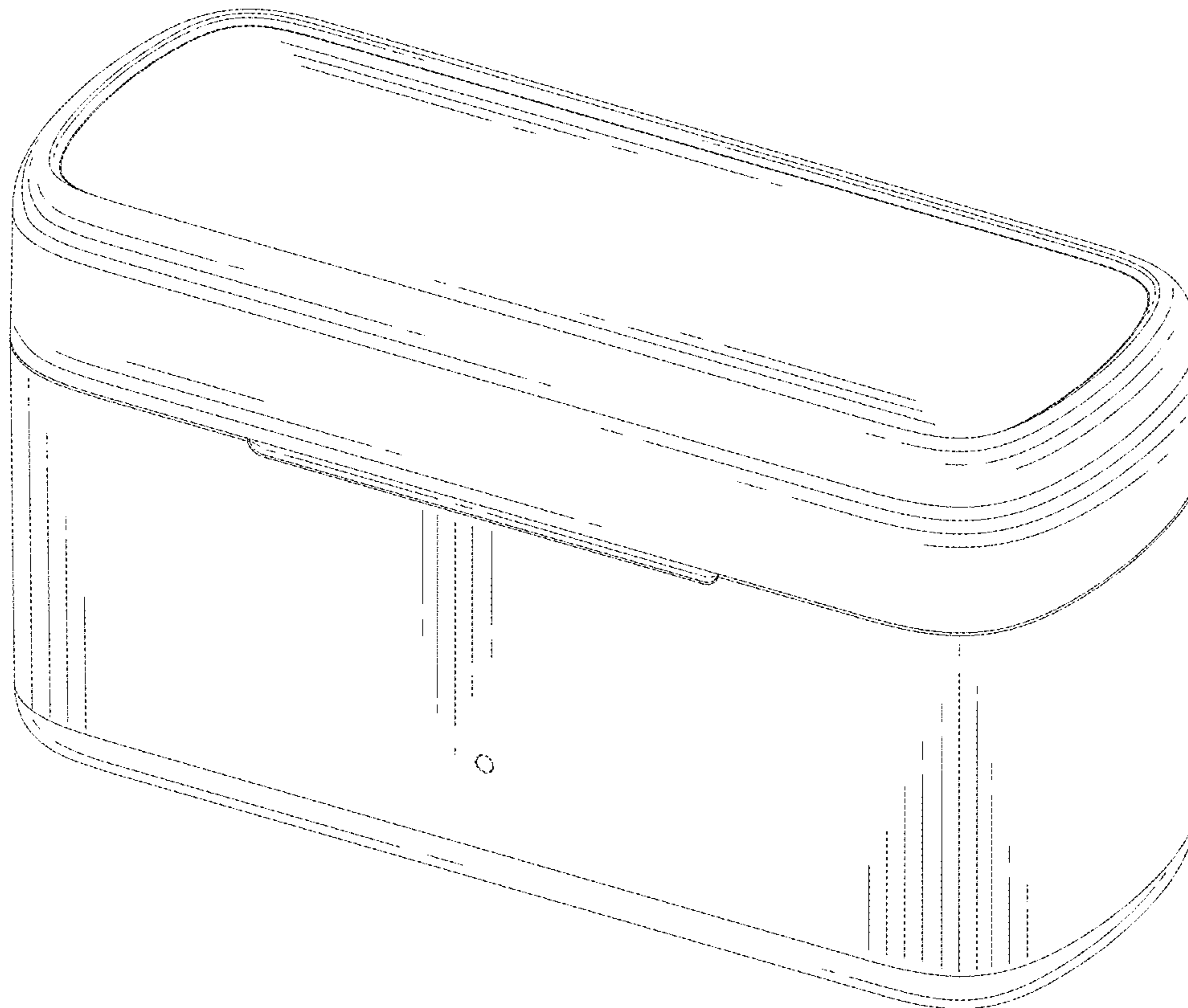


FIG. 1

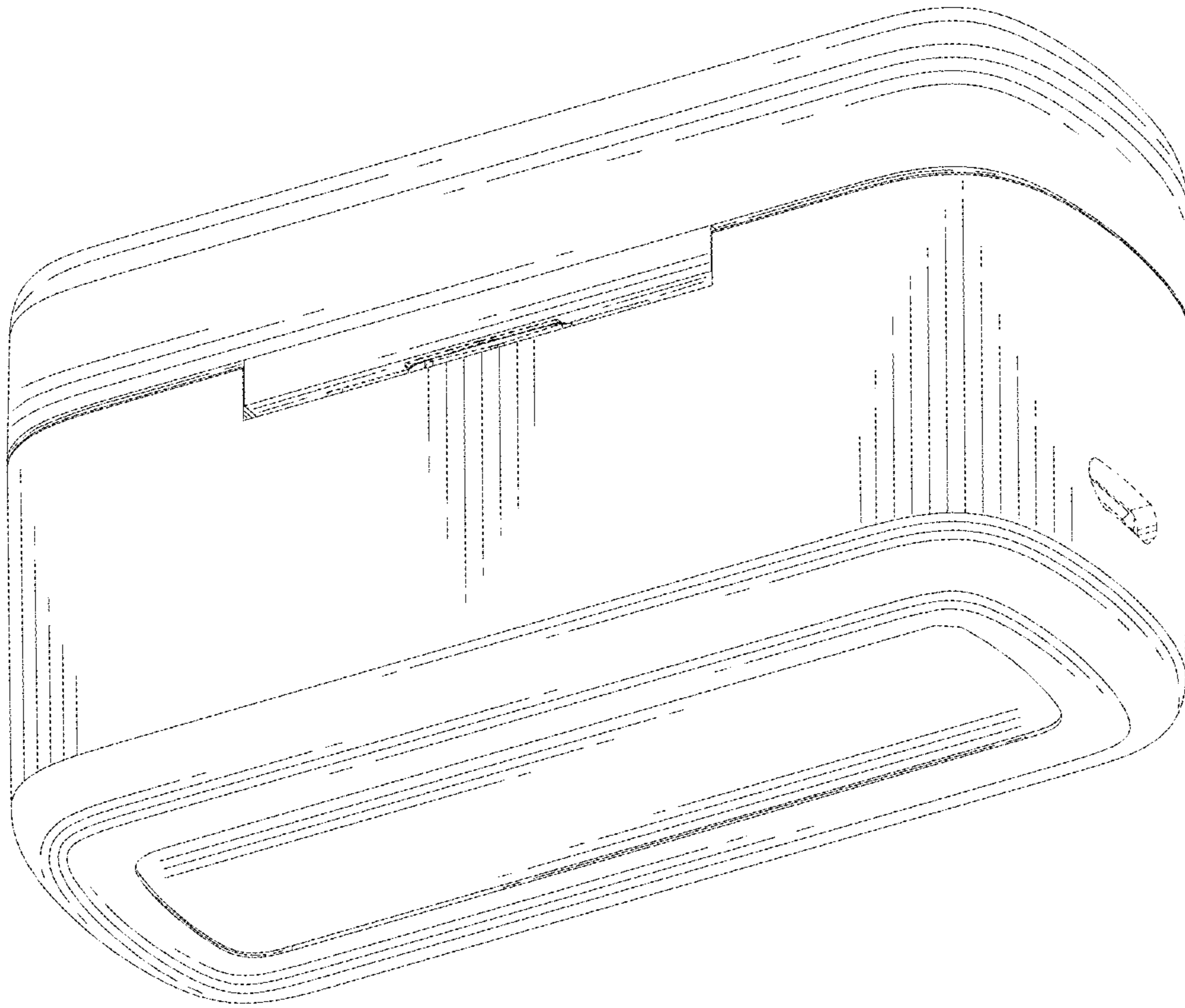


FIG. 2

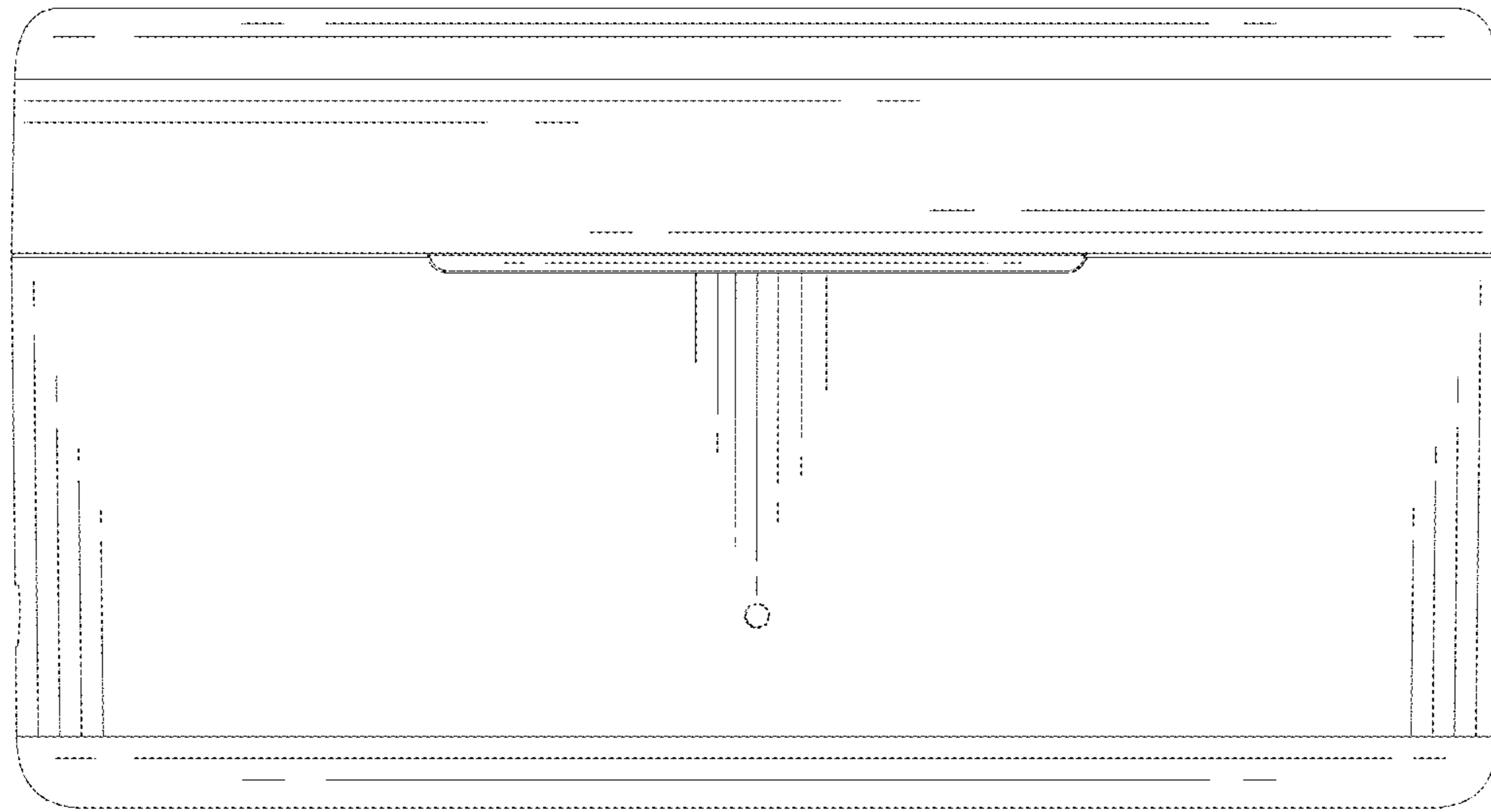


FIG. 3

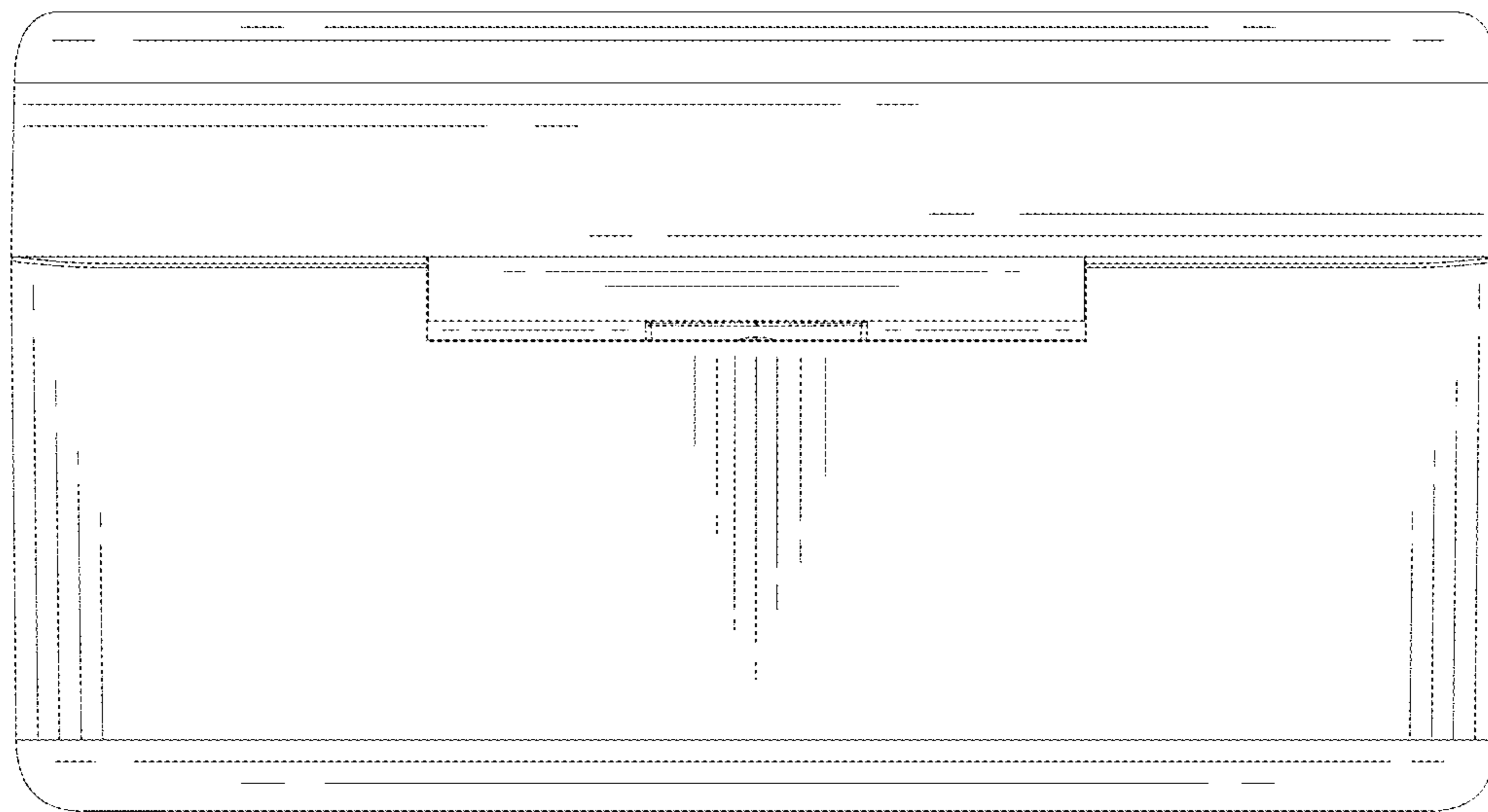


FIG. 4

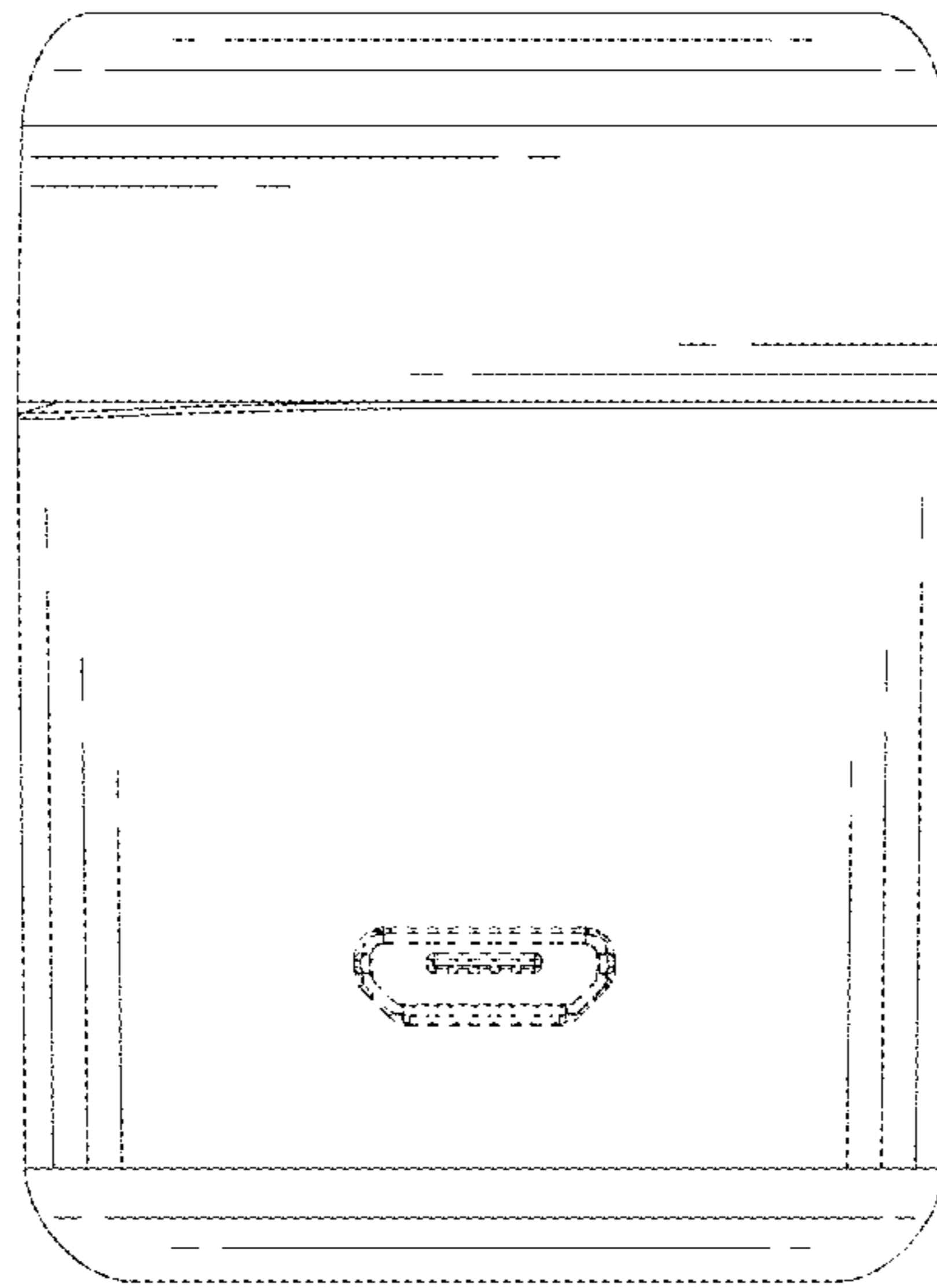


FIG. 5

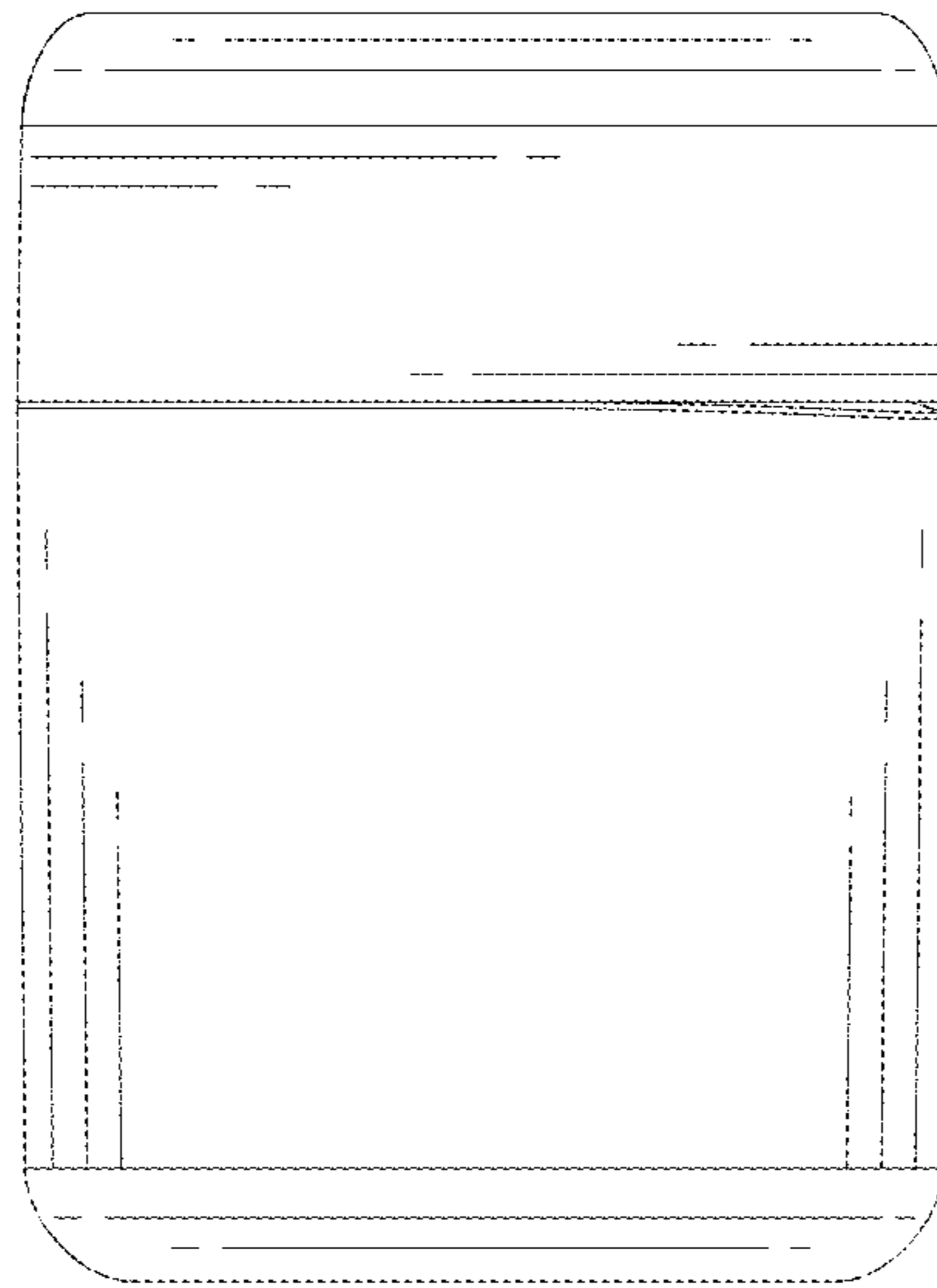


FIG. 6

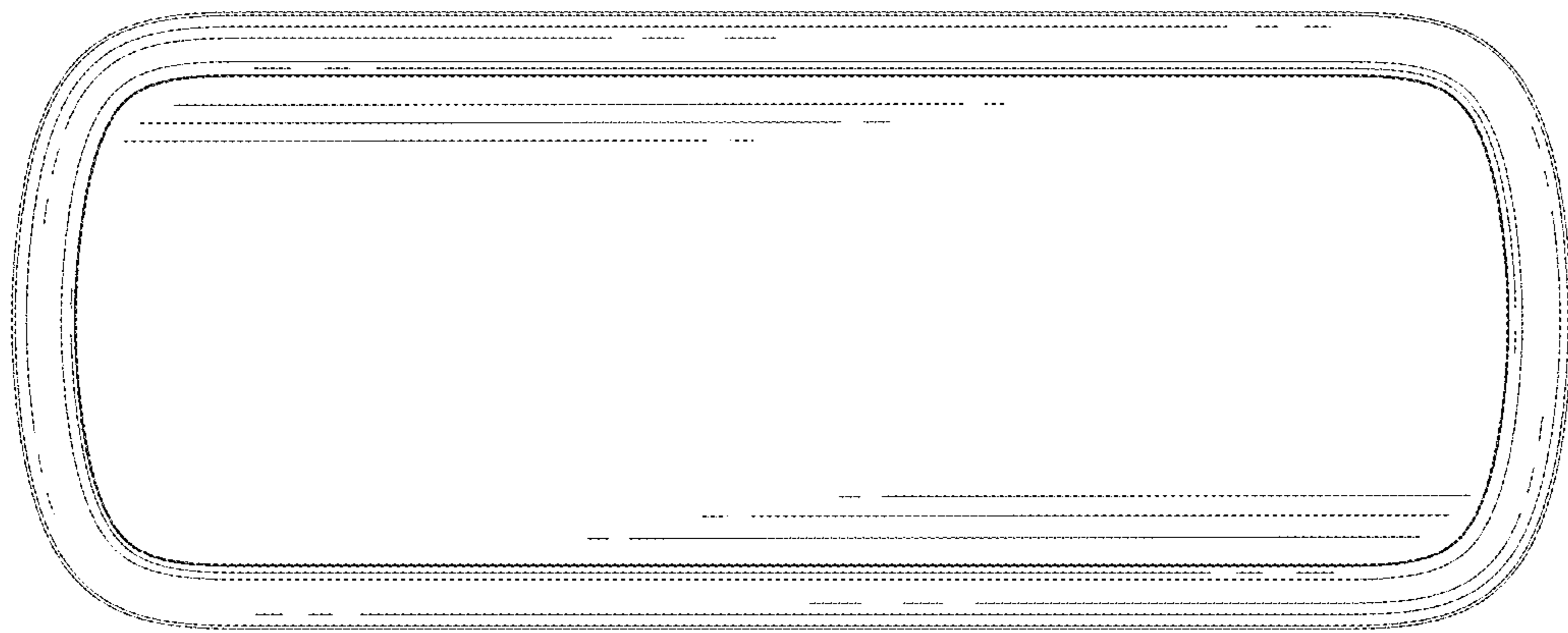


FIG. 7




FIG. 8

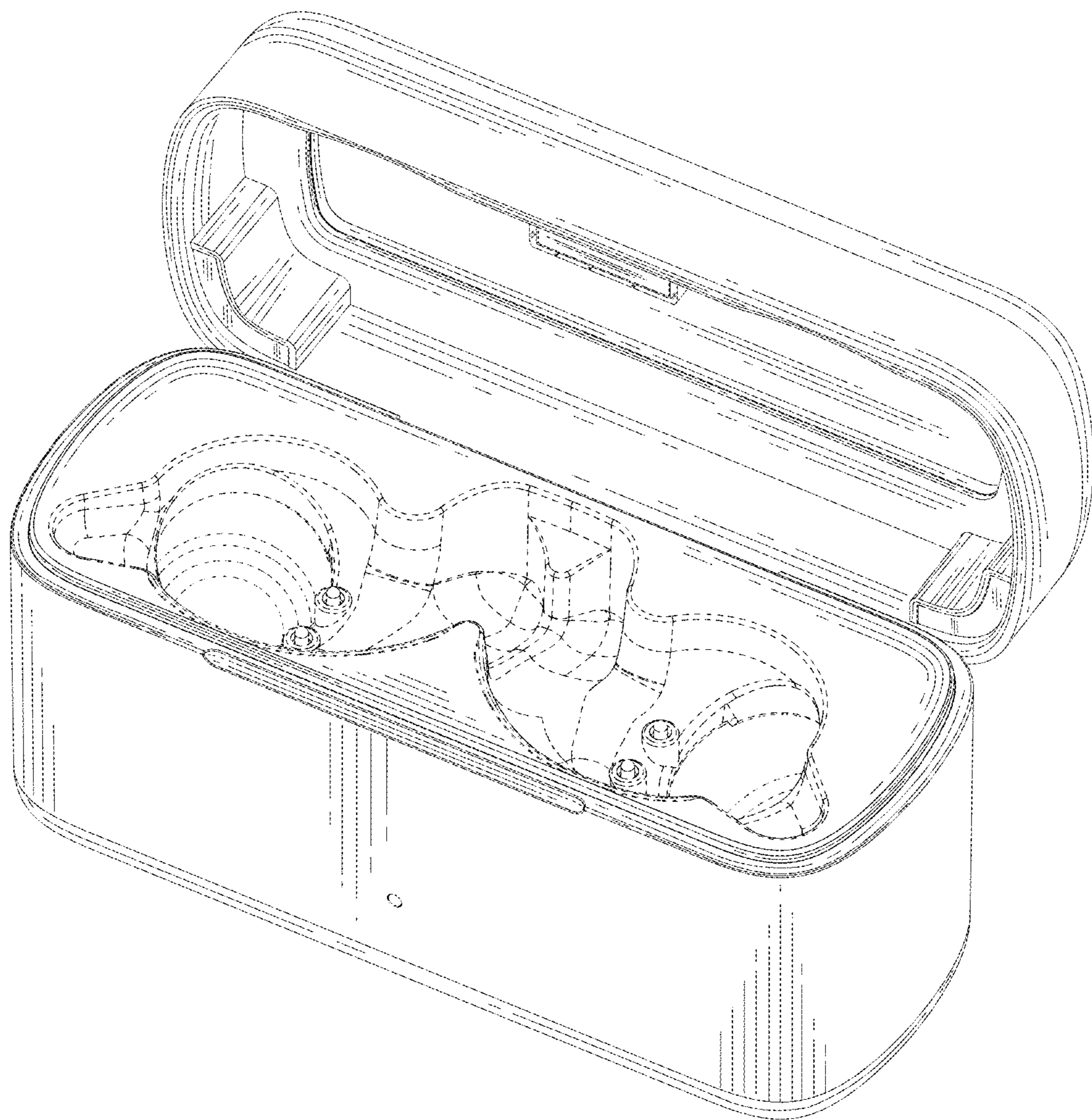


FIG. 9