



US00D931838S

(12) **United States Design Patent** (10) **Patent No.:** **US D931,838 S**
Deng (45) **Date of Patent:** **** Sep. 28, 2021**

(54) **EARPHONES WITH CHARGING CASE**

FOREIGN PATENT DOCUMENTS

(71) Applicant: **Xiuhong Deng**, Ferndale, WA (US)

CN 306065356 * 9/2020
CN 306100757 * 10/2020

(72) Inventor: **Xiuhong Deng**, Ferndale, WA (US)

(Continued)

(**) Term: **15 Years**

Primary Examiner — Paula Allen Greene

(21) Appl. No.: **29/756,194**

(57) **CLAIM**

The ornamental design for earphones with charging case, as shown and described.

(22) Filed: **Oct. 27, 2020**

DESCRIPTION

(51) **LOC (13) Cl.** **14-01**

(52) **U.S. Cl.**

USPC **D14/223**

(58) **Field of Classification Search**

USPC D14/223, 224, 205; D13/108; D3/201, D3/205, 294; D9/424, 423, 425, 748, D9/529, 521, 734; D28/66, 76; 132/301, 132/295; 206/784, 242; 220/4.22, 4.23; D24/174; 128/864, 865, 866; 381/380, 381/381, 323, 328; 455/90.3, 575.1, 455/569.1

CPC H04R 1/10; H04R 25/00; H04R 25/02; H04R 1/1066; H04R 1/1016; H04R 5/033; H04R 5/0335; B65D 43/16; H02J 7/0044; H02J 7/0045; H02J 7/0042

See application file for complete search history.

FIG. 1 is a perspective view of earphones of earphones with charging case, shown separately for ease of illustration; FIG. 2 is another perspective view thereof; FIG. 3 is a front elevational view thereof; FIG. 4 is a rear elevational view thereof; FIG. 5 is a left side elevational view thereof; FIG. 6 is a right side elevational view thereof; FIG. 7 is a top plan view thereof; FIG. 8 is a bottom plan view thereof; FIG. 9 is a perspective view of the charging case of the earphones with charging case, shown separately for ease of illustration and in an open configuration; FIG. 10 is another perspective view thereof; FIG. 11 is a front elevational view thereof; FIG. 12 is a rear elevational view thereof; FIG. 13 is a left side elevational view thereof; FIG. 14 is a right side elevational view thereof; FIG. 15 is a top plan view thereof; FIG. 16 is a bottom plan view thereof; FIG. 17 is a perspective view of the earphones with charging case where the earphones are received in the charging case; and, FIG. 18 is a perspective view of the charging case of the earphones with charging case, shown separately for ease of illustration and in a closed configuration. The broken lines in the drawings depict portions of the earphones with charging case that form no part of the claimed design.

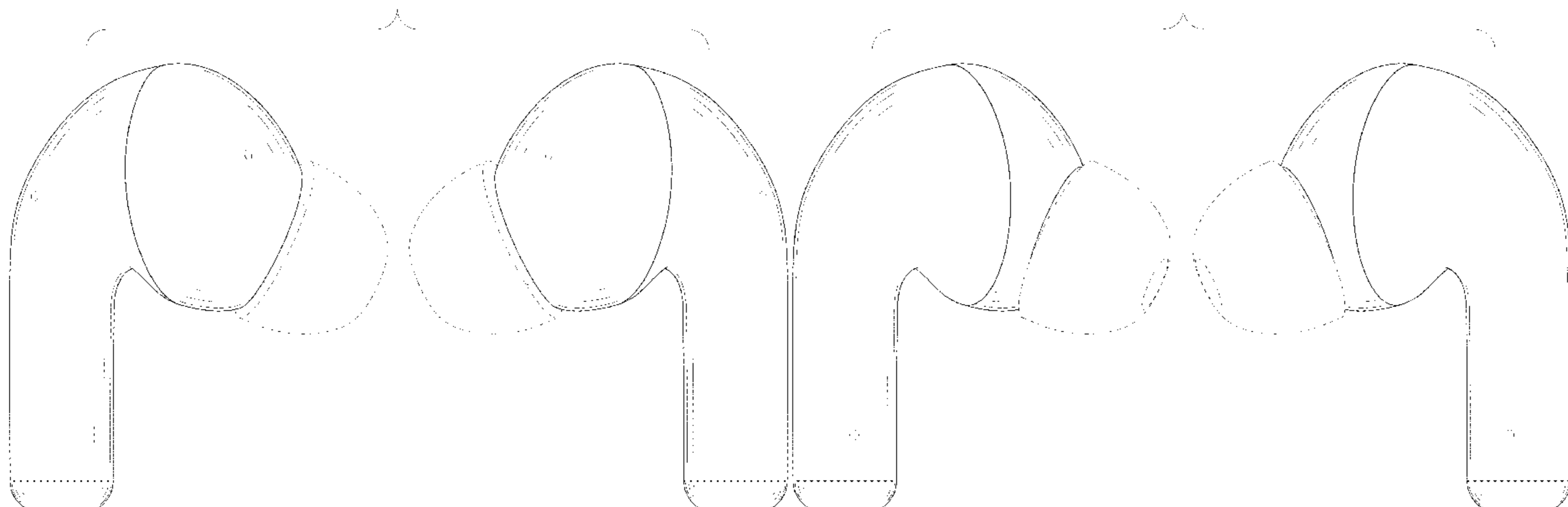
(56) **References Cited**

U.S. PATENT DOCUMENTS

6,574,345 B1 * 6/2003 Huang H04R 1/1016 379/430
D589,498 S * 3/2009 Komiyama D14/223
D590,371 S * 4/2009 Leinvuo D14/205
D633,086 S * 2/2011 Chen D14/223
D641,738 S * 7/2011 Perez D14/223
D651,196 S * 12/2011 Quek D14/223

(Continued)

1 Claim, 18 Drawing Sheets



(56)

References Cited

U.S. PATENT DOCUMENTS

D652,823 S * 1/2012 Chen H04R 1/1016
 D14/223
 D660,290 S * 5/2012 Weedon D14/223
 D662,493 S * 6/2012 Chen D14/223
 D662,495 S * 6/2012 Andre D14/223
 D664,523 S * 7/2012 Naitou D14/223
 D666,581 S * 9/2012 Perez D14/223
 D671,531 S * 11/2012 Kim D14/223
 8,391,533 B2 * 3/2013 Sim H04R 1/1041
 381/380
 D681,015 S * 4/2013 Akana H04R 1/10
 D14/223
 D695,721 S * 12/2013 Thompson D14/223
 D707,206 S * 6/2014 Akana H04R 1/10
 D14/223
 D711,857 S * 8/2014 Burgett D14/223
 D718,284 S * 11/2014 Shibusawa D14/223
 D730,876 S * 6/2015 Dahlberg D14/223
 D732,008 S * 6/2015 Akana H04R 1/10
 D14/223
 D733,101 S * 6/2015 Pi D14/223
 D733,689 S * 7/2015 Narita D14/223
 D738,864 S * 9/2015 Lee D14/223
 D741,287 S * 10/2015 Harata D14/205
 D757,682 S * 5/2016 Perez D14/205
 D760,202 S * 6/2016 Hsieh D14/223
 D770,412 S * 11/2016 Son D14/205
 D784,962 S * 4/2017 Yang D14/223
 D801,314 S * 10/2017 Akana D14/223
 D801,962 S * 11/2017 Smith D14/307
 D806,388 S * 1/2018 Akana D3/294
 D810,431 S * 2/2018 Kim D3/266
 D818,268 S * 5/2018 Akana D3/294
 D820,809 S * 6/2018 Akana D14/205
 D822,009 S * 7/2018 Matoba D14/223
 D823,246 S * 7/2018 Lin D13/108
 D830,336 S * 10/2018 Cai D14/205
 D832,824 S * 11/2018 Kim D14/223
 D838,480 S * 1/2019 Son D3/294
 D841,581 S * 2/2019 Bonahoom D13/108
 D846,264 S * 4/2019 Wu D3/201
 D847,125 S * 4/2019 Akana D14/223
 D849,401 S * 5/2019 Akana D3/274
 D853,116 S * 7/2019 Bergman D3/294
 D853,357 S * 7/2019 Li D14/217
 D861,647 S * 10/2019 Chen D14/223
 D863,261 S * 10/2019 Zhu D14/223
 D864,110 S * 10/2019 Yoshimura D13/108

D865,720 S * 11/2019 Deng D14/223
 D869,445 S * 12/2019 Hu D14/223
 D870,451 S * 12/2019 Birger D3/201
 D877,722 S * 3/2020 Yang D14/223
 D878,045 S * 3/2020 Akana D3/274
 D878,048 S * 3/2020 Wang D3/294
 D878,337 S * 3/2020 Yang D14/223
 D881,572 S * 4/2020 Wang D3/294
 D882,553 S * 4/2020 Wu D14/223
 D883,260 S * 5/2020 Hu D14/223
 D885,373 S * 5/2020 Lundback D14/223
 D886,455 S * 6/2020 Williamson D3/294
 D888,408 S * 6/2020 Lee D3/201
 D890,725 S * 7/2020 Liu
 D893,184 S * 8/2020 Liu D3/294
 D896,206 S * 9/2020 Xu D14/223
 D897,678 S * 10/2020 Koh D3/294
 D897,997 S * 10/2020 Zhang D14/223
 D897,998 S * 10/2020 Ma D14/223
 D902,588 S * 11/2020 Zhang D3/294
 D904,023 S * 12/2020 Wang D3/294
 D904,025 S * 12/2020 Ma D3/295
 D906,238 S * 12/2020 Zhang D13/108
 D906,299 S * 12/2020 Luo
 D907,009 S * 1/2021 Akana D14/223
 D907,606 S * 1/2021 Lin D14/223
 D910,553 S * 2/2021 Cramer D13/108
 D910,601 S * 2/2021 Hu D14/223
 D911,027 S * 2/2021 Liang D3/274
 D913,223 S * 3/2021 Li D13/108
 D916,683 S * 4/2021 Yao D14/223
 D918,138 S * 5/2021 Ma D13/108
 D921,615 S * 6/2021 Wu D14/223
 D922,996 S * 6/2021 Chen D14/315
 D923,609 S * 6/2021 Li D14/223
 2011/0051978 A1 * 3/2011 Chen H04R 1/12
 381/380
 2012/0237074 A1 * 9/2012 Aase H04R 1/1075
 381/380
 2016/0360350 A1 * 12/2016 Watson H04W 4/70
 2020/0107098 A1 * 4/2020 DiFonzo H01F 41/0246
 2020/0275182 A1 * 8/2020 Ettensberger H04R 1/1016
 2020/0304896 A1 * 9/2020 Cohen H04R 1/1016
 2021/0014603 A1 * 1/2021 Wei G01V 3/088

FOREIGN PATENT DOCUMENTS

CN 306149392 * 11/2020
 GB 9008212005-0001 * 10/2020
 IN 327216-001-0001 * 2/2020

* cited by examiner

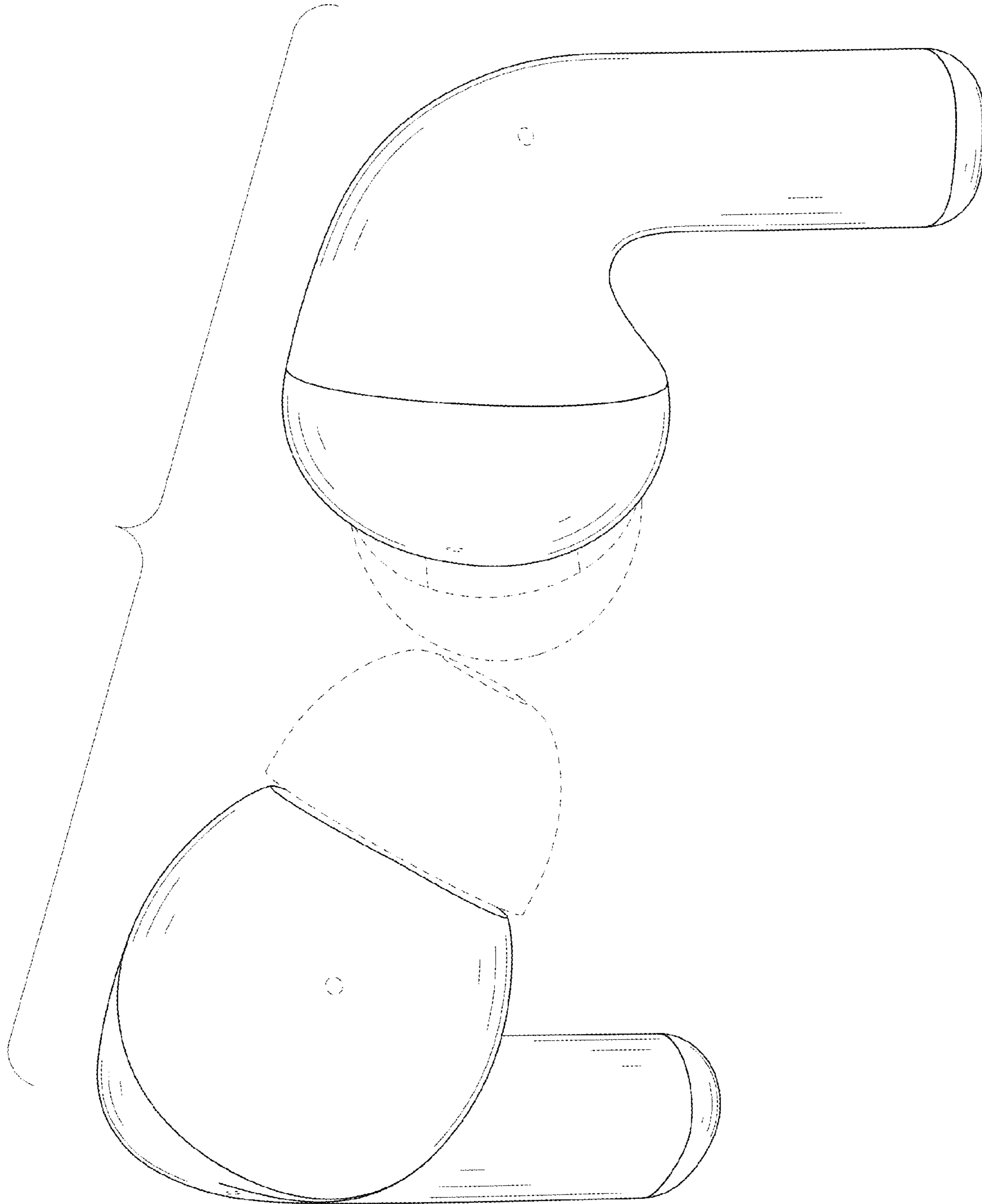


FIG. 1

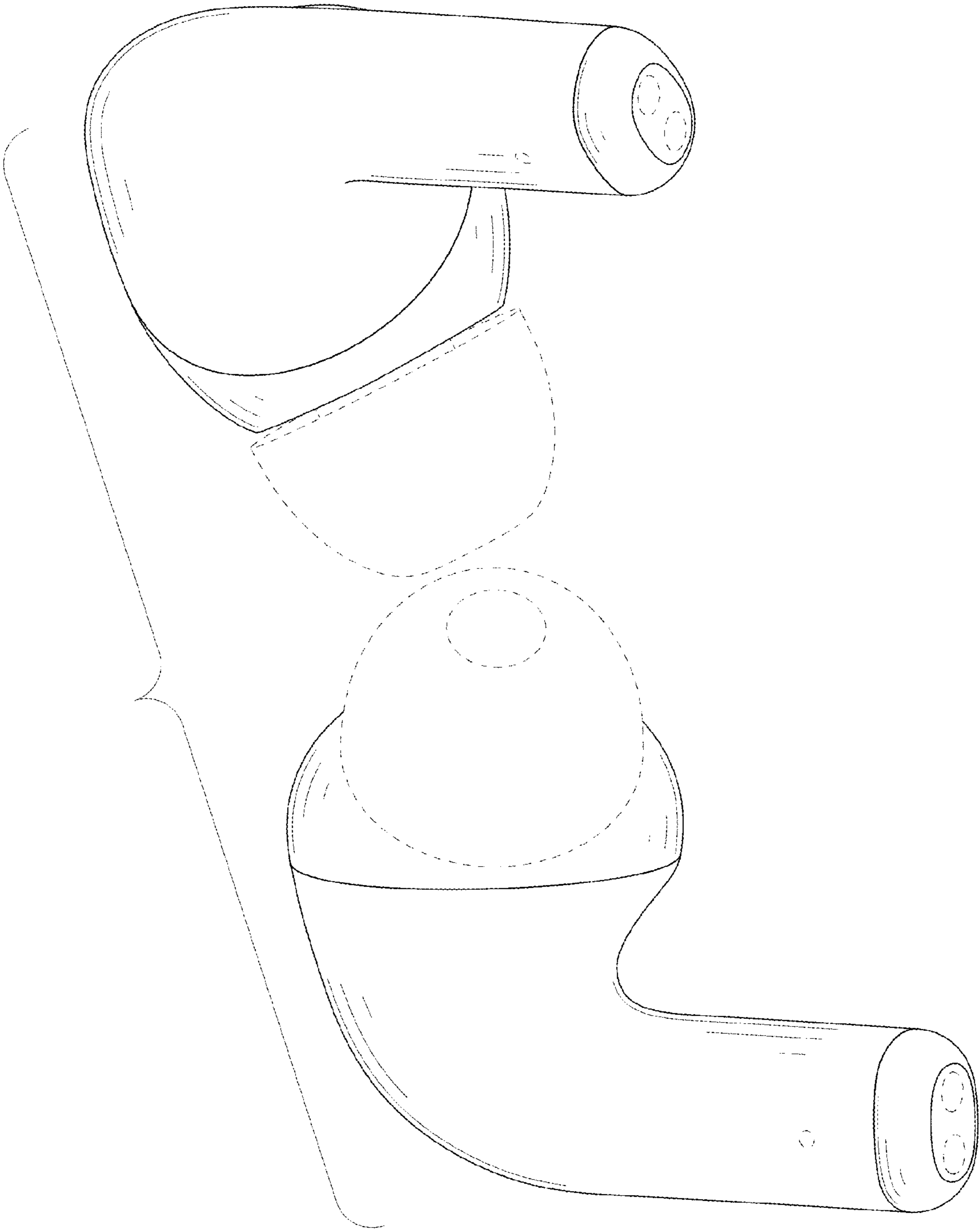


FIG. 2

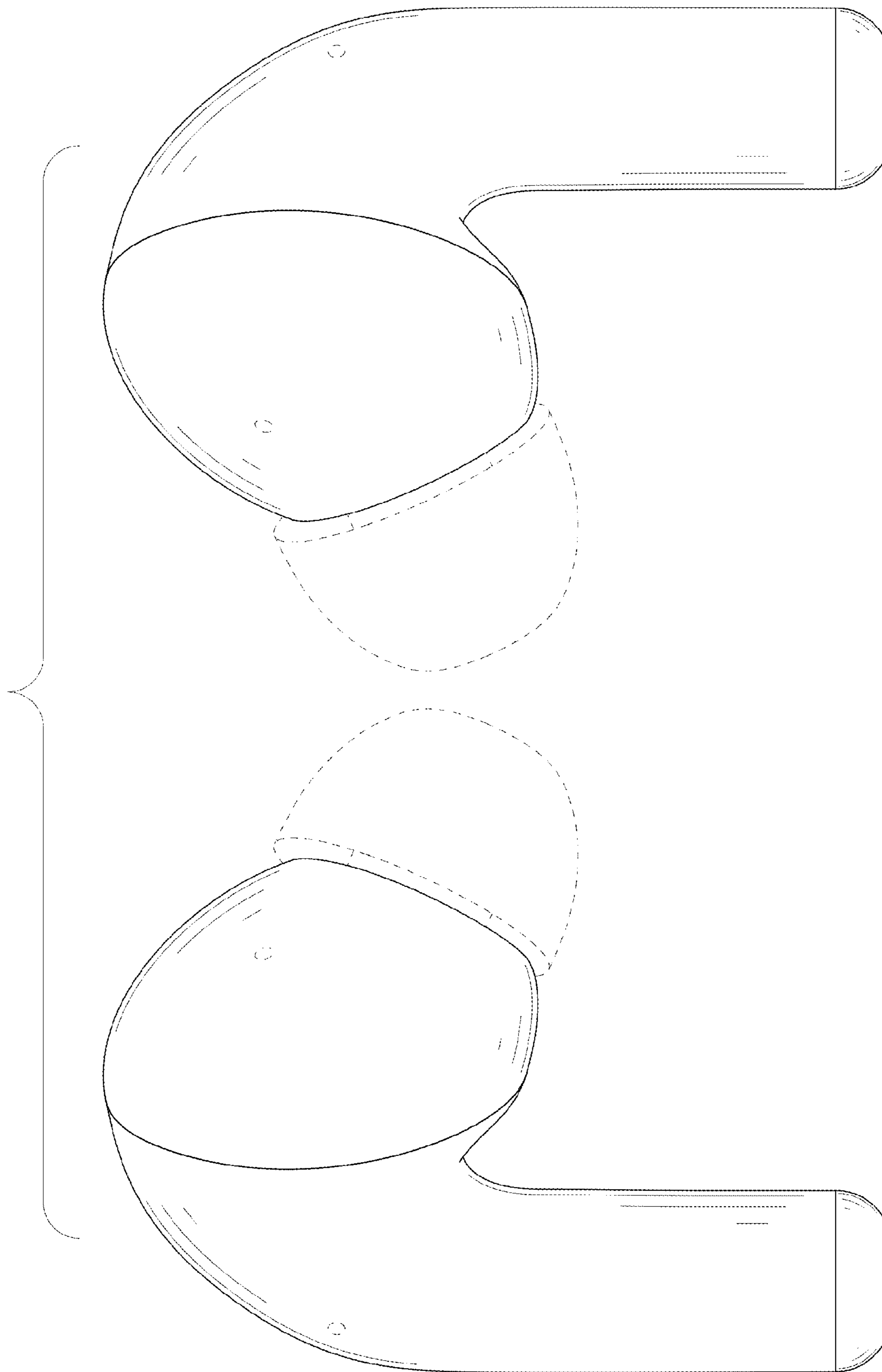


FIG. 3




FIG. 4

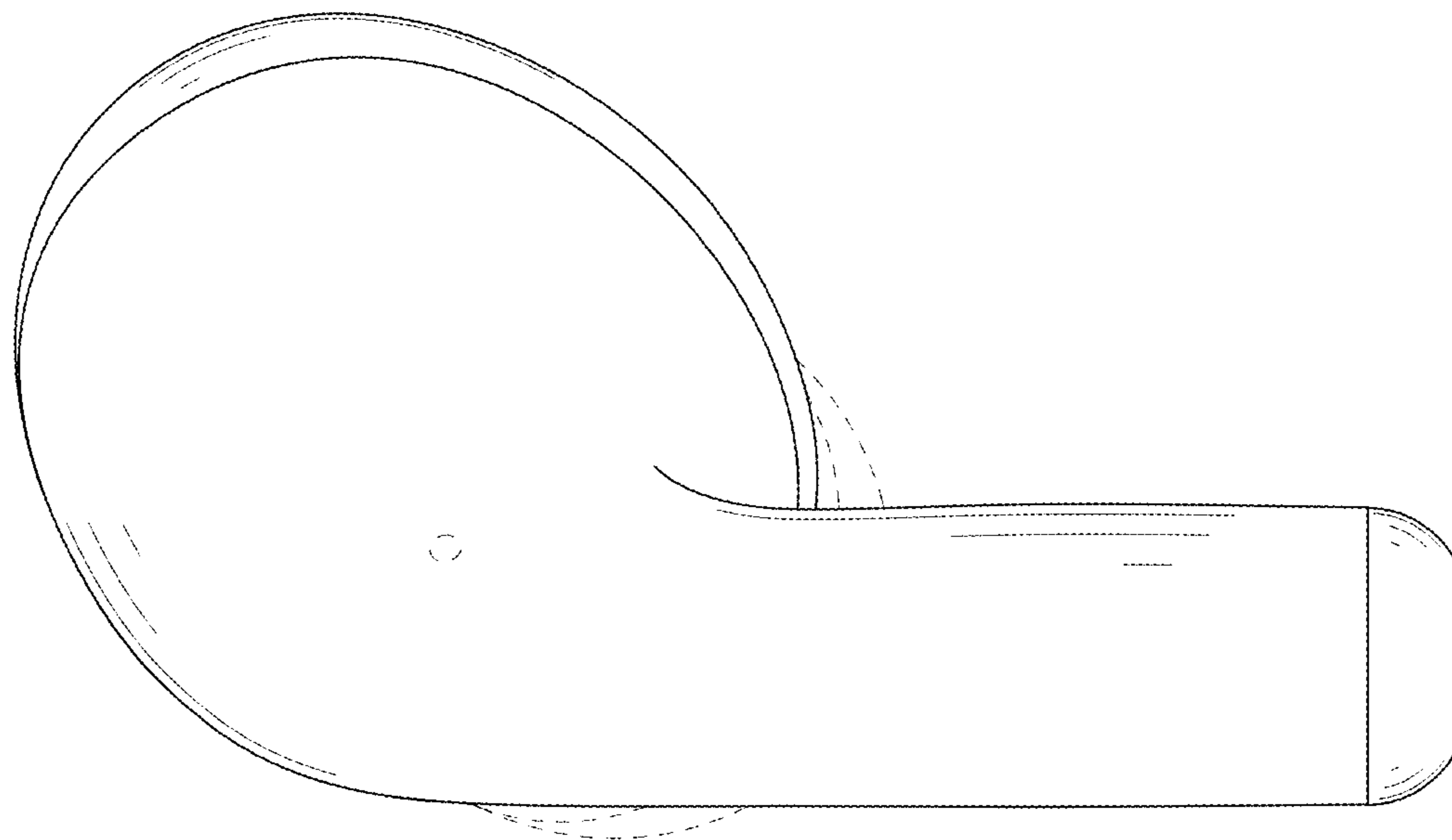


FIG. 5

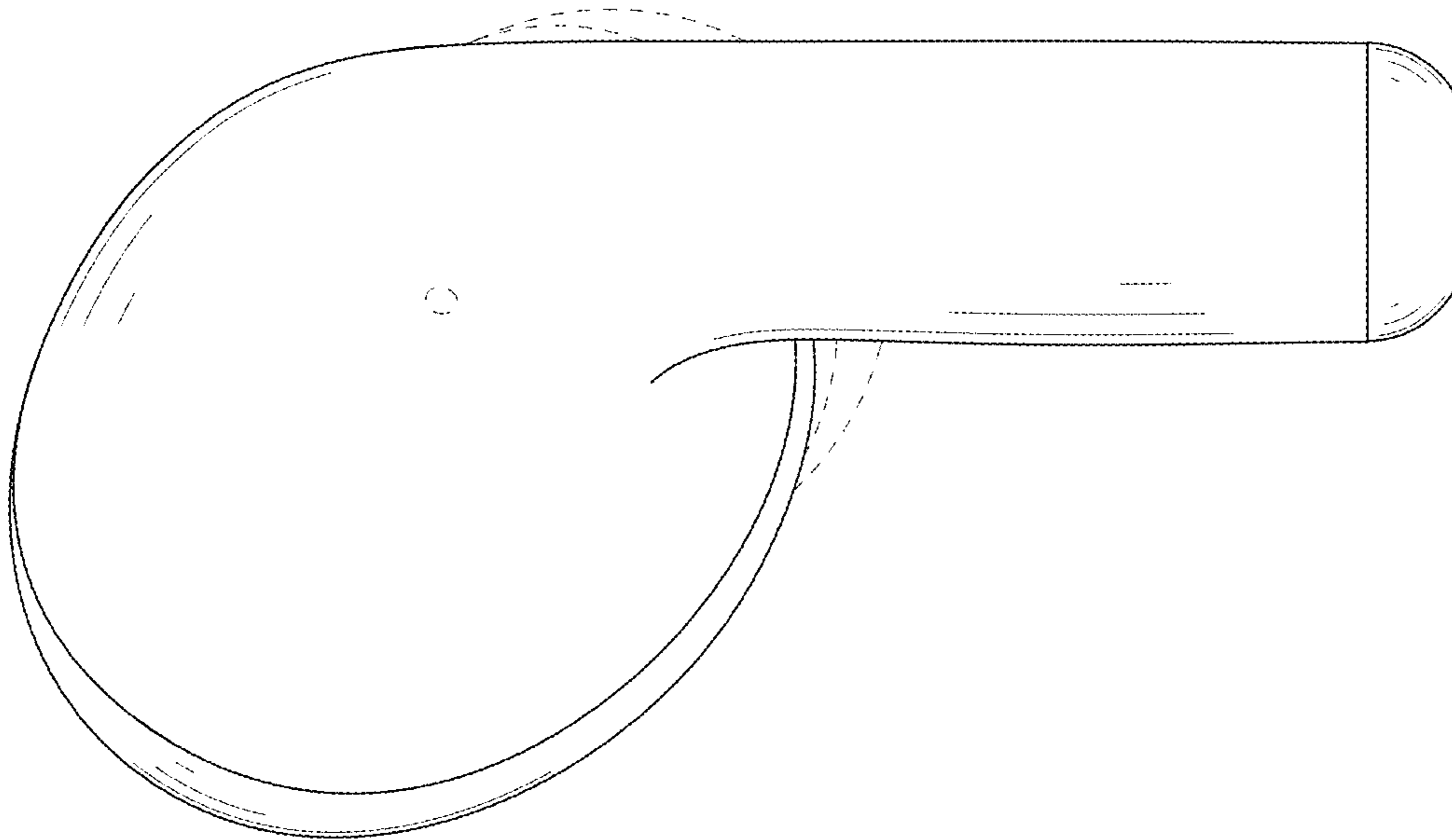


FIG. 6

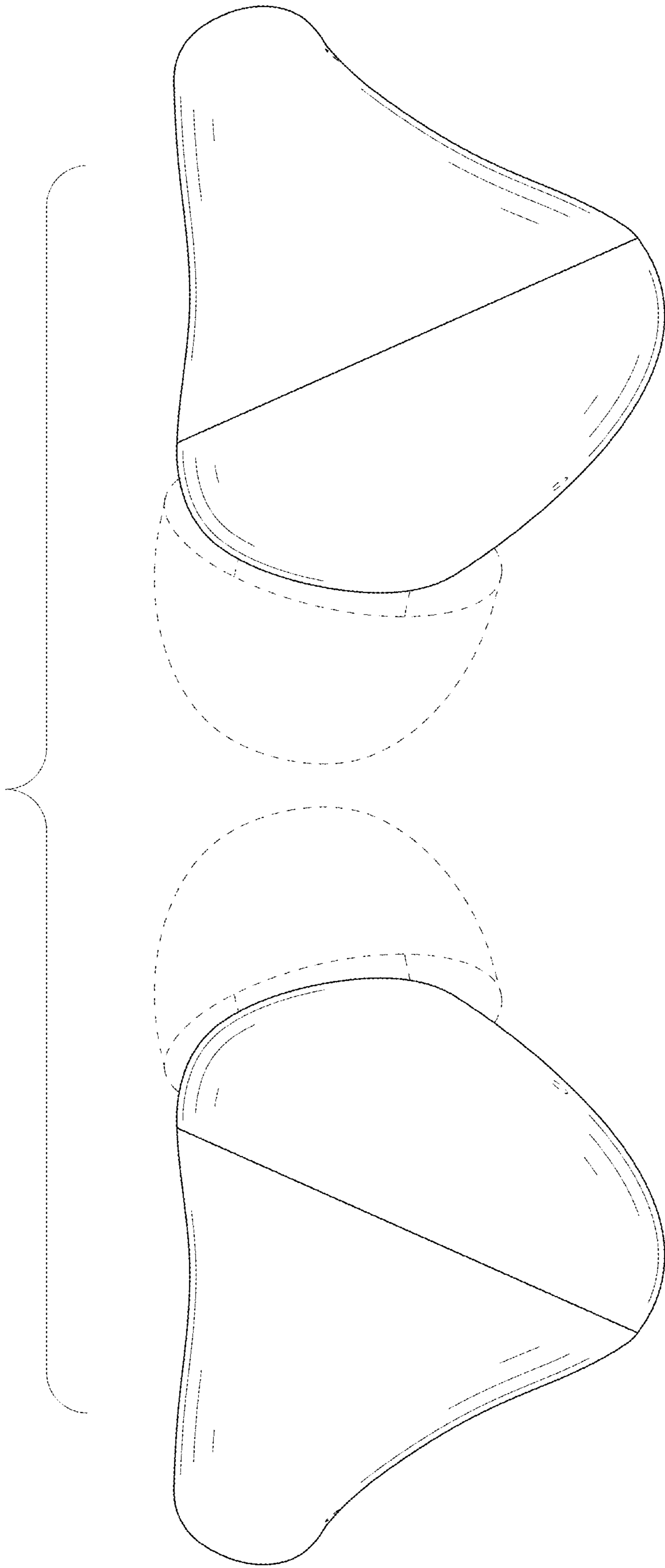


FIG. 7




FIG. 8

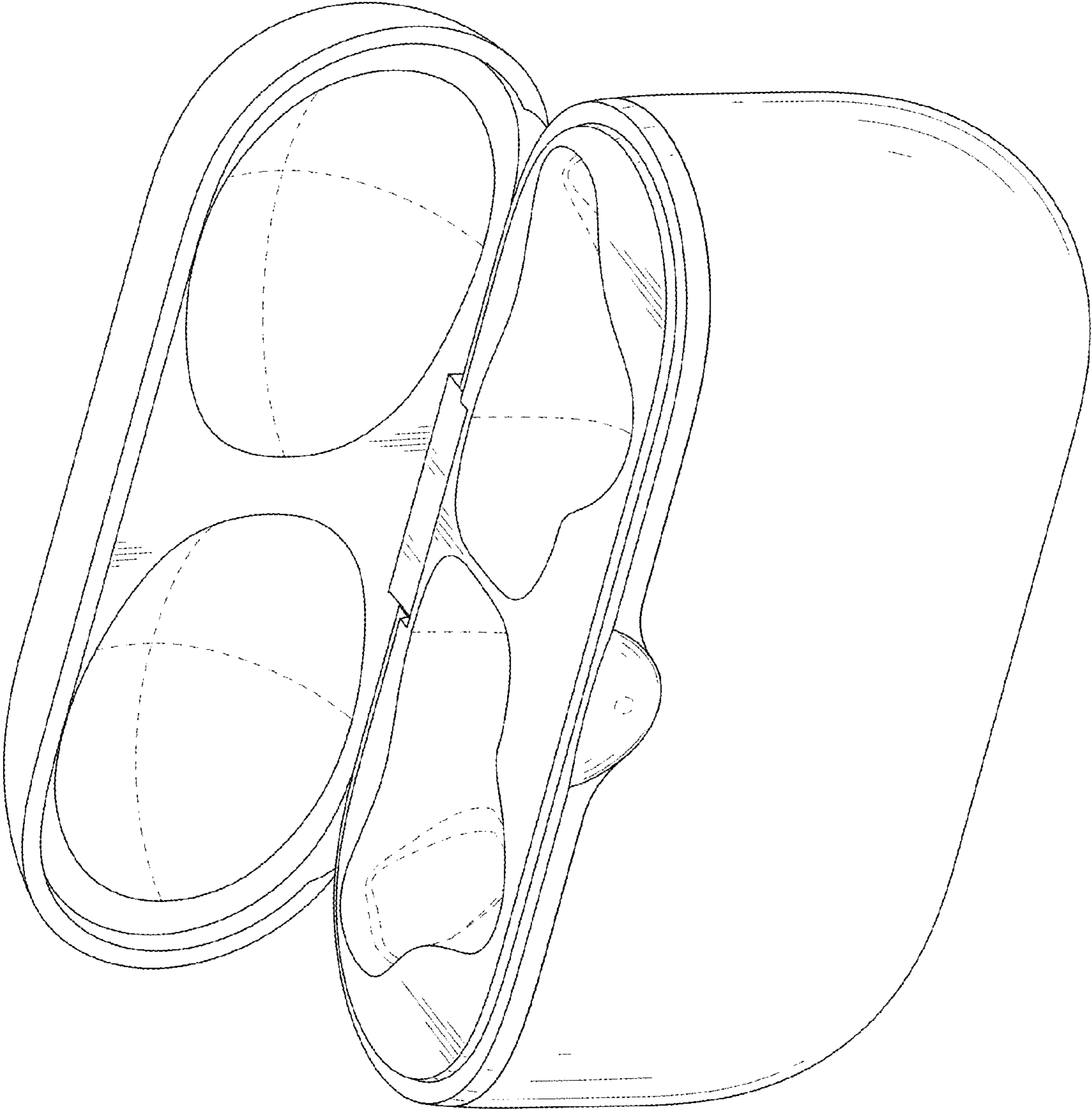


FIG. 9

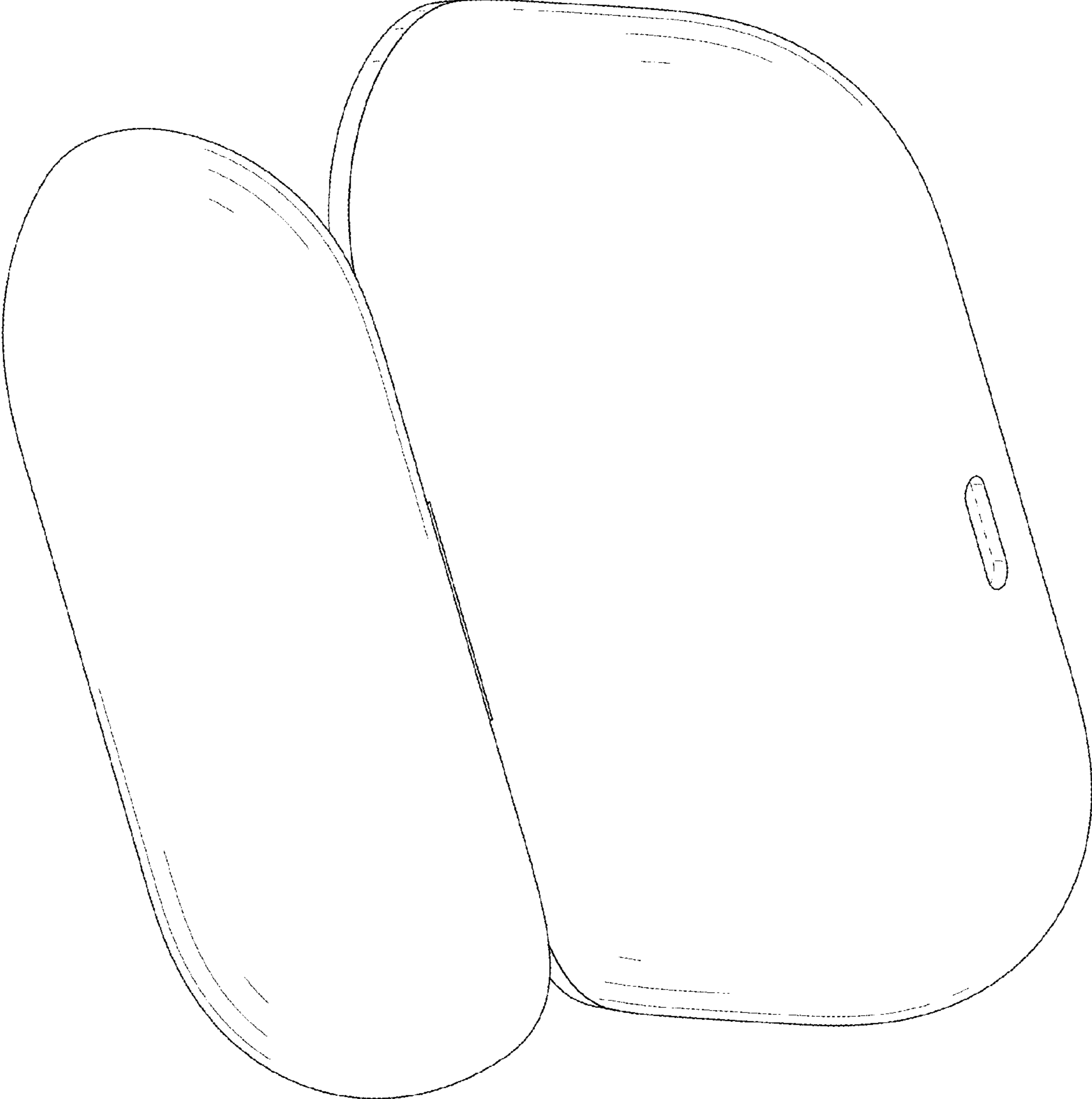


FIG. 10

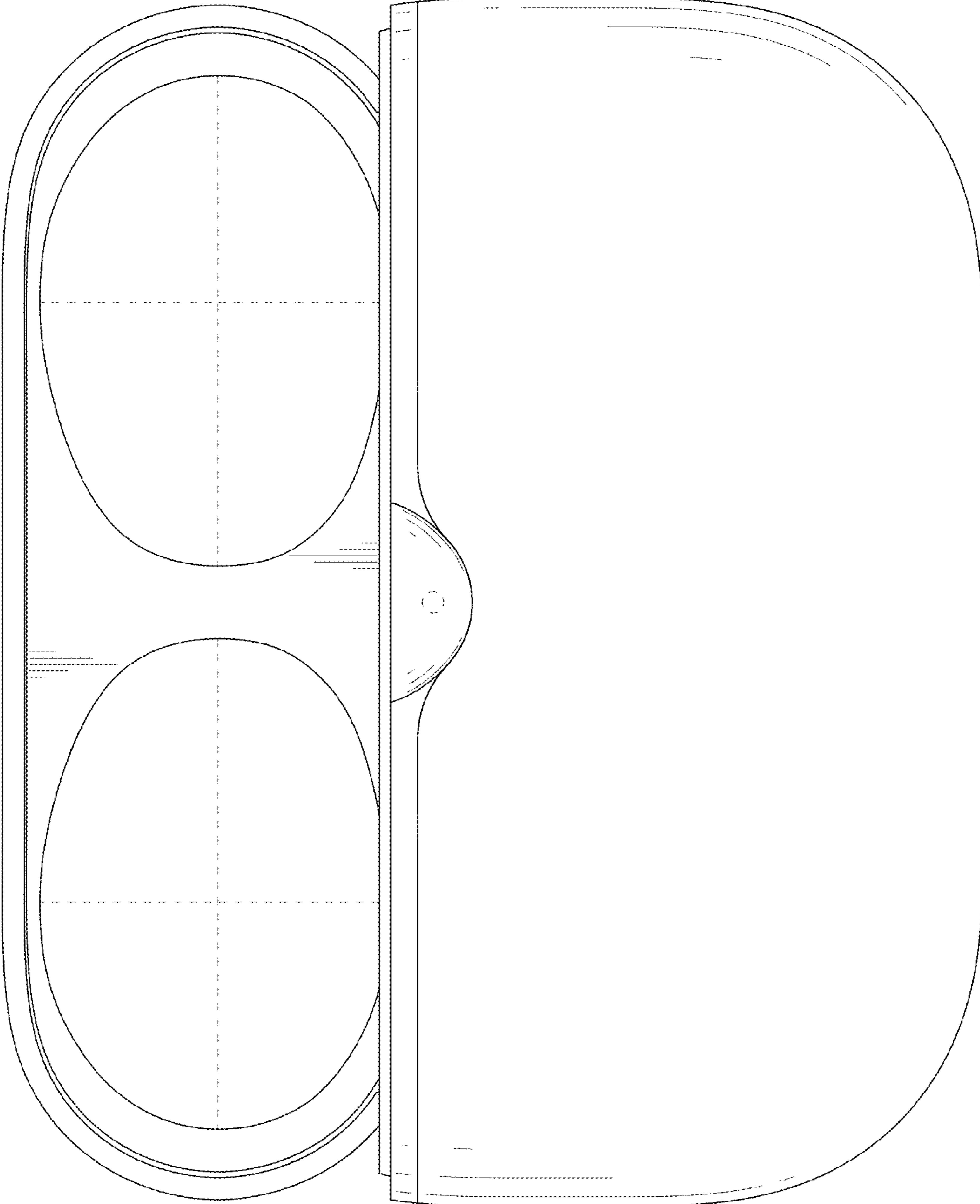


FIG. 11




FIG. 12

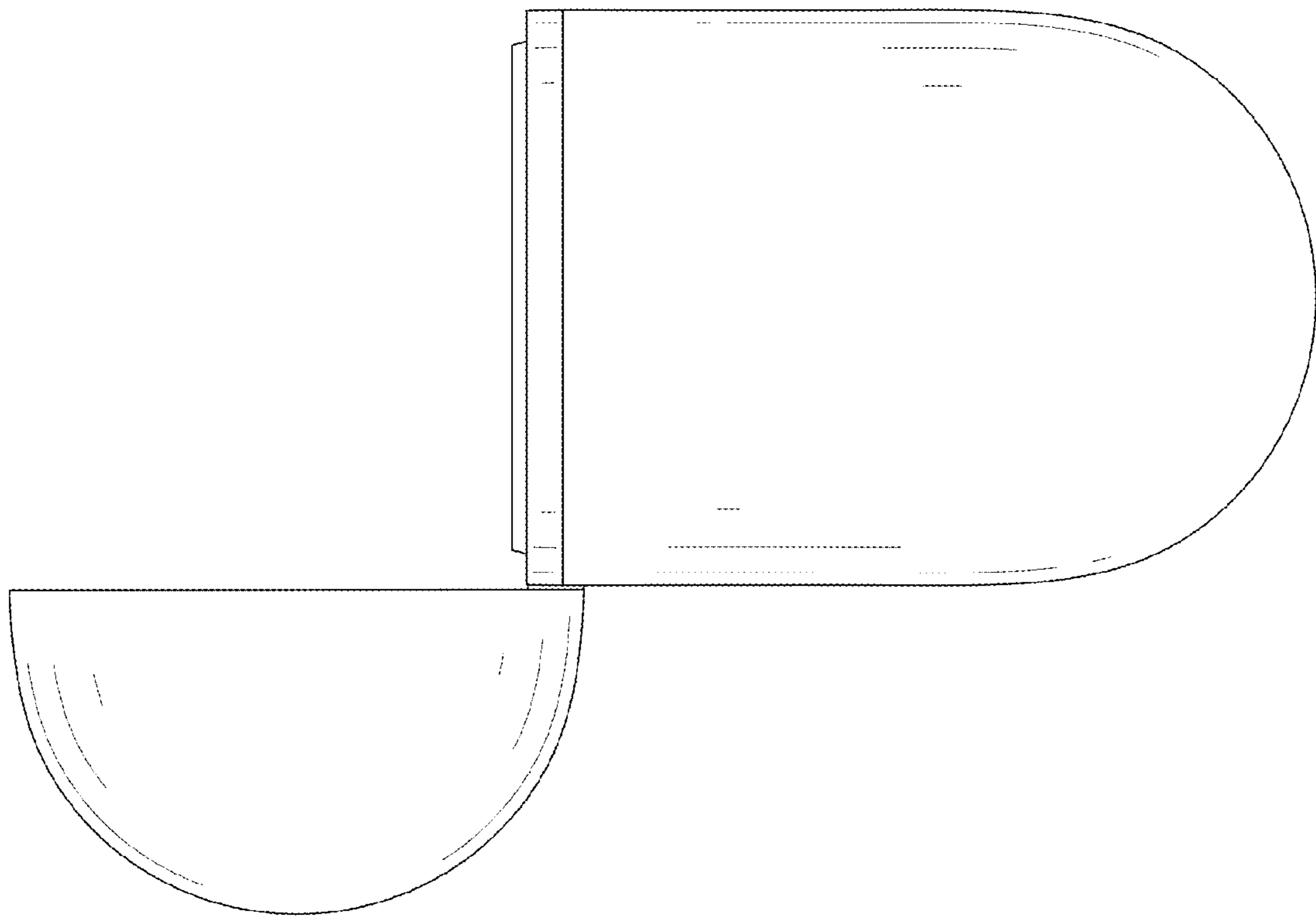


FIG. 13




FIG. 14

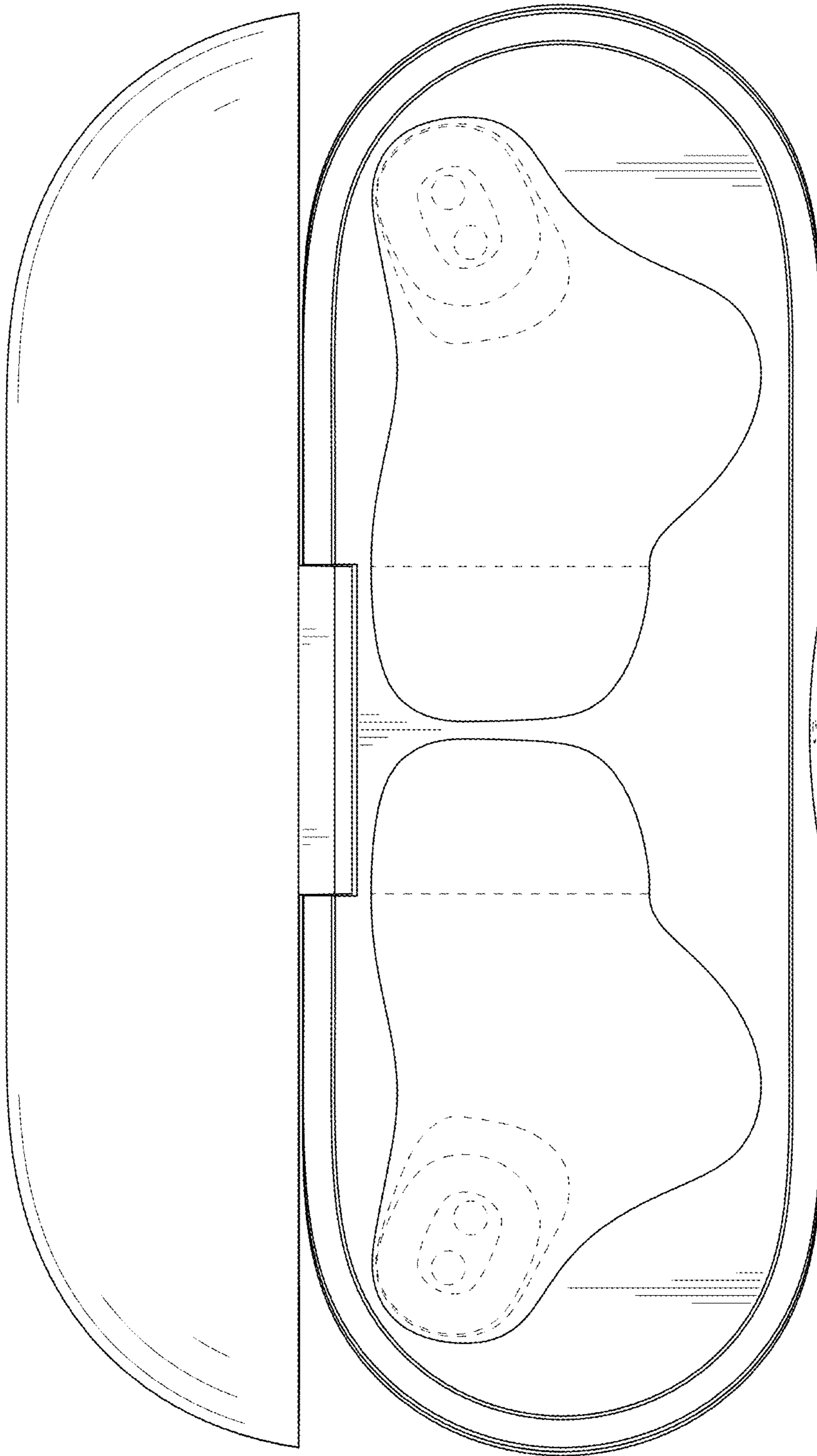


FIG. 15

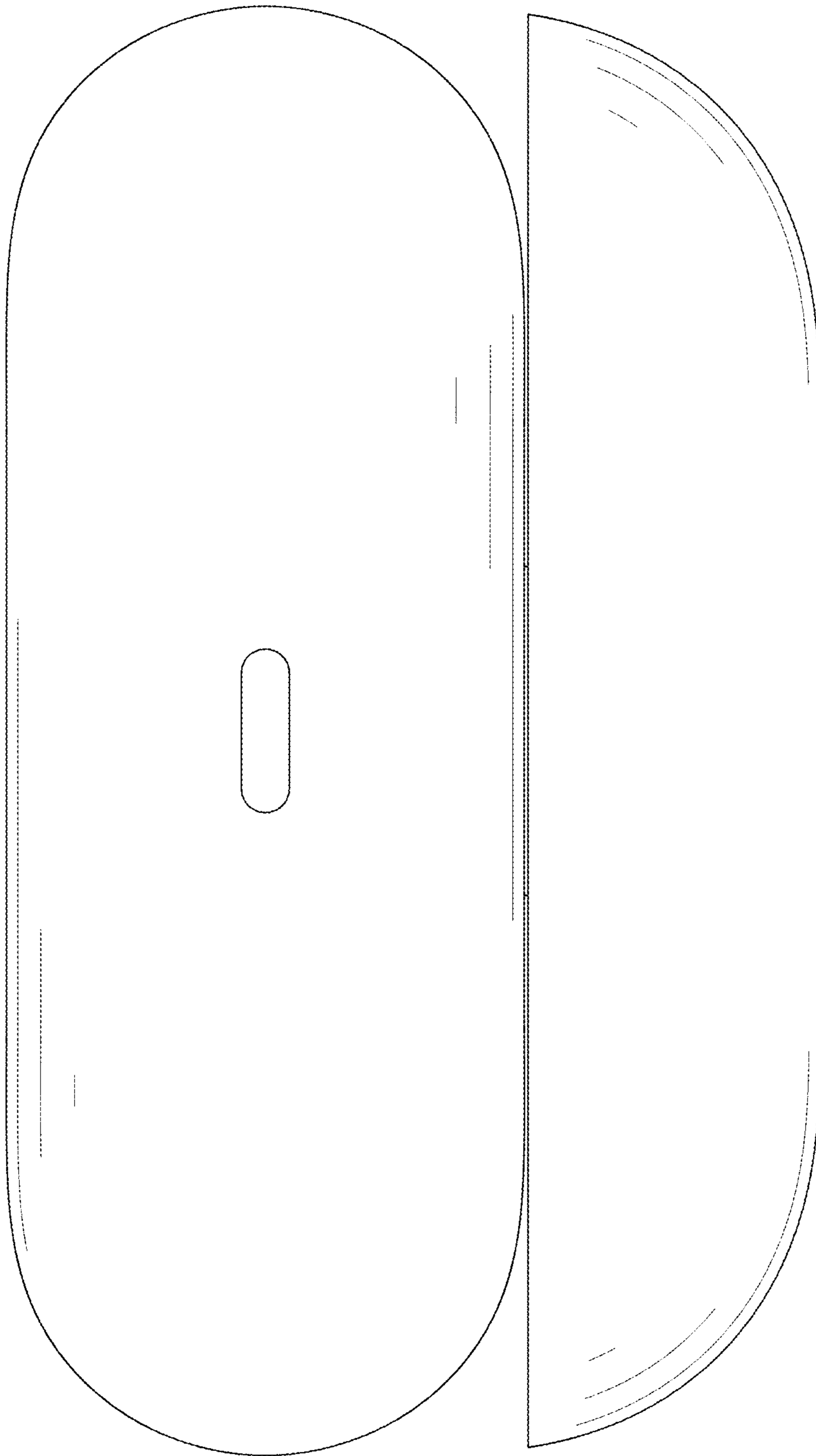


FIG. 16

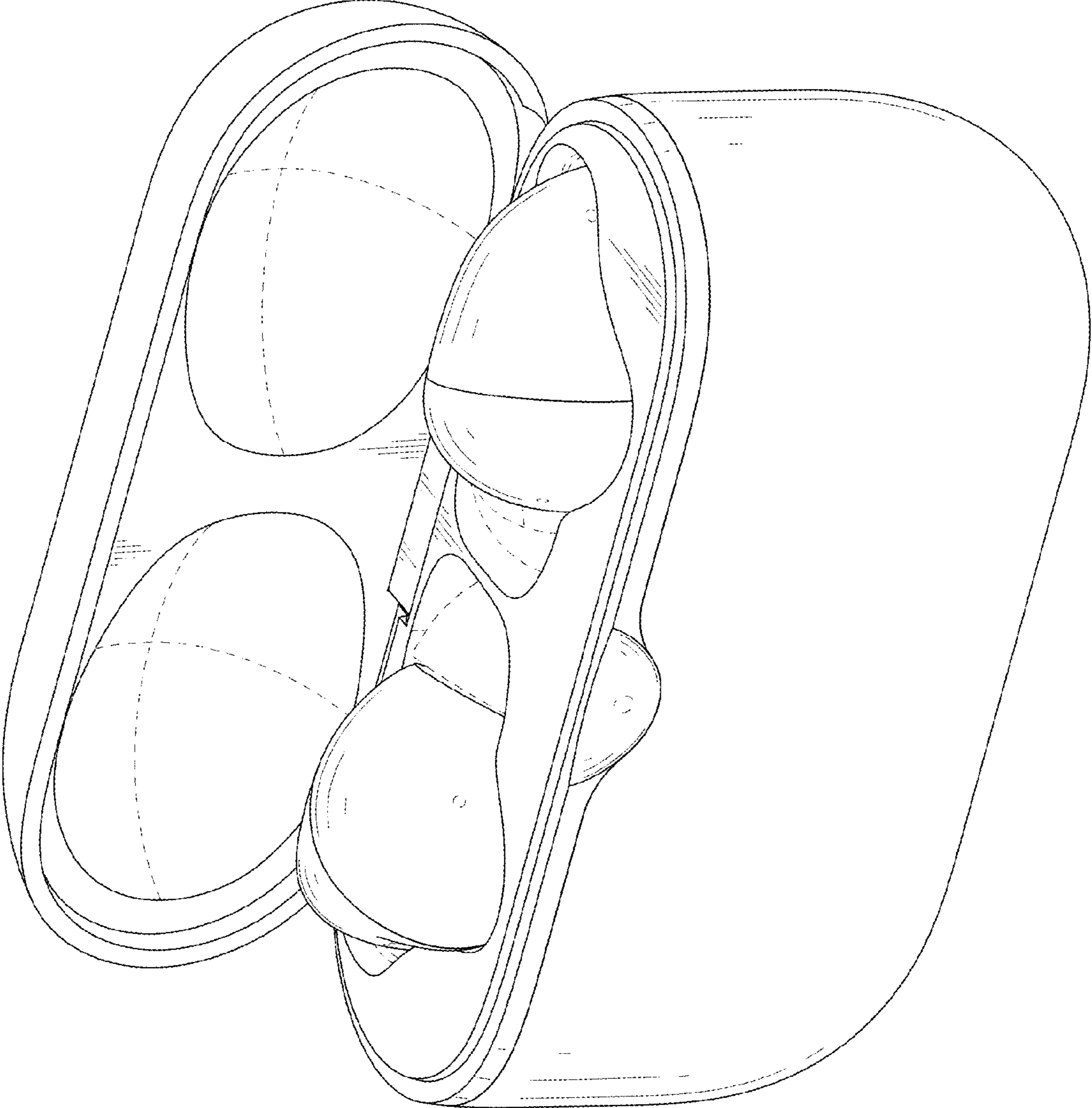


FIG. 17

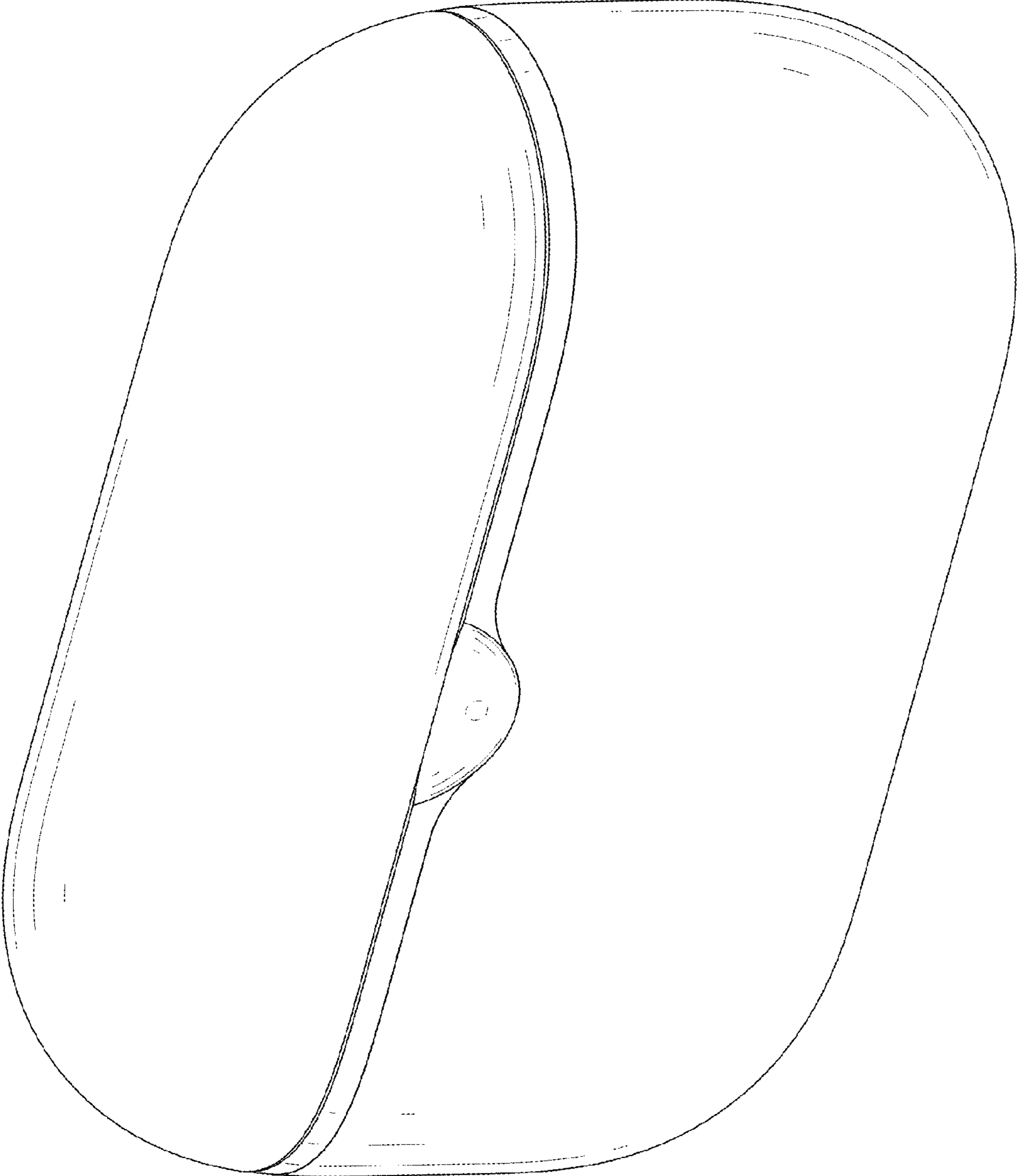


FIG. 18