



US00D931813S

(12) **United States Design Patent** (10) **Patent No.:** **US D931,813 S**  
**Nook et al.** (45) **Date of Patent:** **\*\* Sep. 28, 2021**

- (54) **BATTERY CLAMP**
- (71) Applicant: **THE NOCO COMPANY**, Glenwillow, OH (US)
- (72) Inventors: **Jonathan Lewis Nook**, Gates Mills, OH (US); **William Knight Nook**, Shaker Heights, OH (US); **James Richard Stanfield**, Glendale, AZ (US); **Derek Michael Underhill**, Tempe, AZ (US)
- (73) Assignee: **THE NOCO COMPANY**, Glenwillow, OH (US)
- (\*\*) Term: **15 Years**
- (21) Appl. No.: **29/755,510**
- (22) Filed: **Oct. 21, 2020**

D597,029 S *	7/2009	Li	.....	D13/120
D625,265 S *	10/2010	DuMelle	.....	D13/120
D689,020 S *	9/2013	Demirjian	.....	D13/120
D726,109 S *	4/2015	Nook	.....	D13/120
D735,665 S *	8/2015	Nook	.....	D13/120
D889,411 S *	7/2020	Wang	.....	D13/120
2020/0335887 A1 *	10/2020	Nook	.....	H01R 11/282

**OTHER PUBLICATIONS**

Noco.com. GBC003 HD Precision Boost Battery Clamps. <<https://no.co/gbc003>> Jan. 2021 (Year: 2021).\*

\* cited by examiner

*Primary Examiner* — Jennifer O King

(74) *Attorney, Agent, or Firm* — Vorys, Sater, Seymour and Pease LLP; William L. Klima

**Related U.S. Application Data**

- (63) Continuation of application No. 29/665,145, filed on Oct. 1, 2018.
- (51) **LOC (13) Cl.** ..... **13-02**
- (52) **U.S. Cl.**  
USPC ..... **D13/120**
- (58) **Field of Classification Search**  
USPC ..... D13/118, 119, 120, 103, 148, 149, 151, D13/199; D12/223  
CPC ..... H01R 11/24; H01R 11/281; H01R 11/283  
See application file for complete search history.

(57) **CLAIM**

The ornamental design for a battery clamp, as shown and described.

**DESCRIPTION**

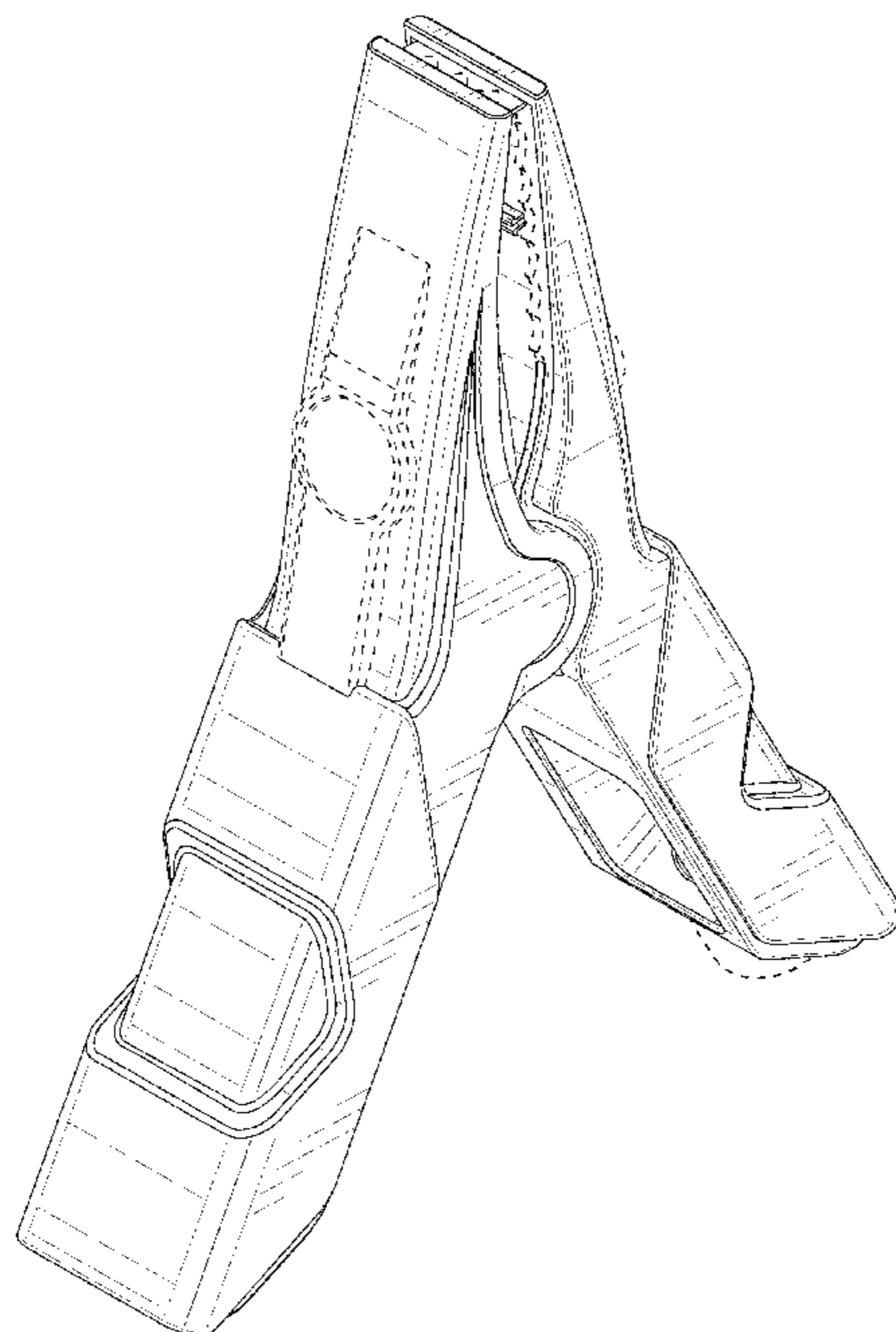
FIG. 1 is a front perspective view of a new design for a battery clamp;  
FIG. 2 is a front elevational view thereof;  
FIG. 3 is a rear elevational view thereof;  
FIG. 4 is a left side elevational view thereof;  
FIG. 5 is a right side elevational view thereof;  
FIG. 6 is a top plan view thereof; and,  
FIG. 7 is a bottom plan view thereof.  
The broken lines shown represent portions of the battery clamp that form no part of the claimed design.

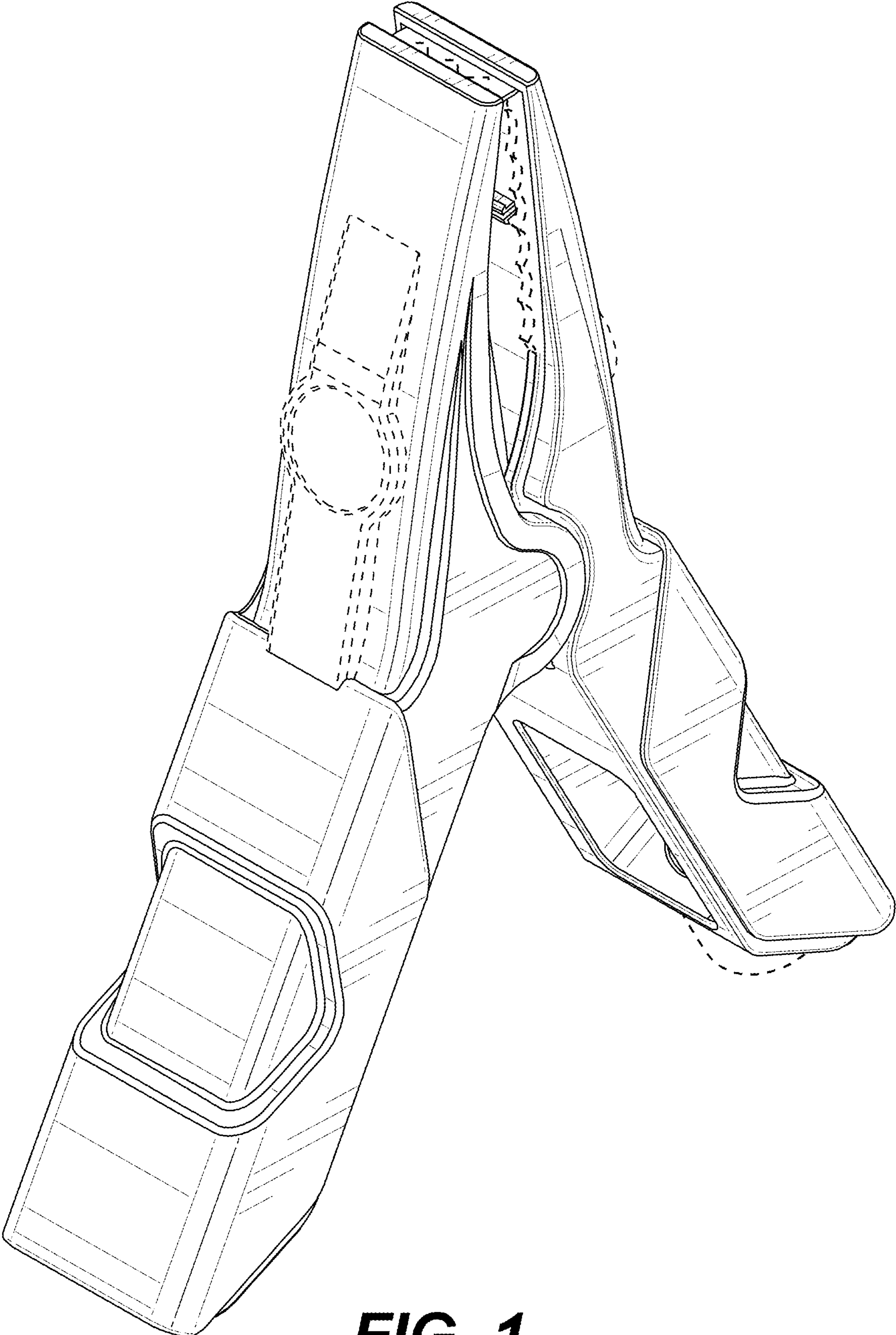
(56) **References Cited**

**U.S. PATENT DOCUMENTS**

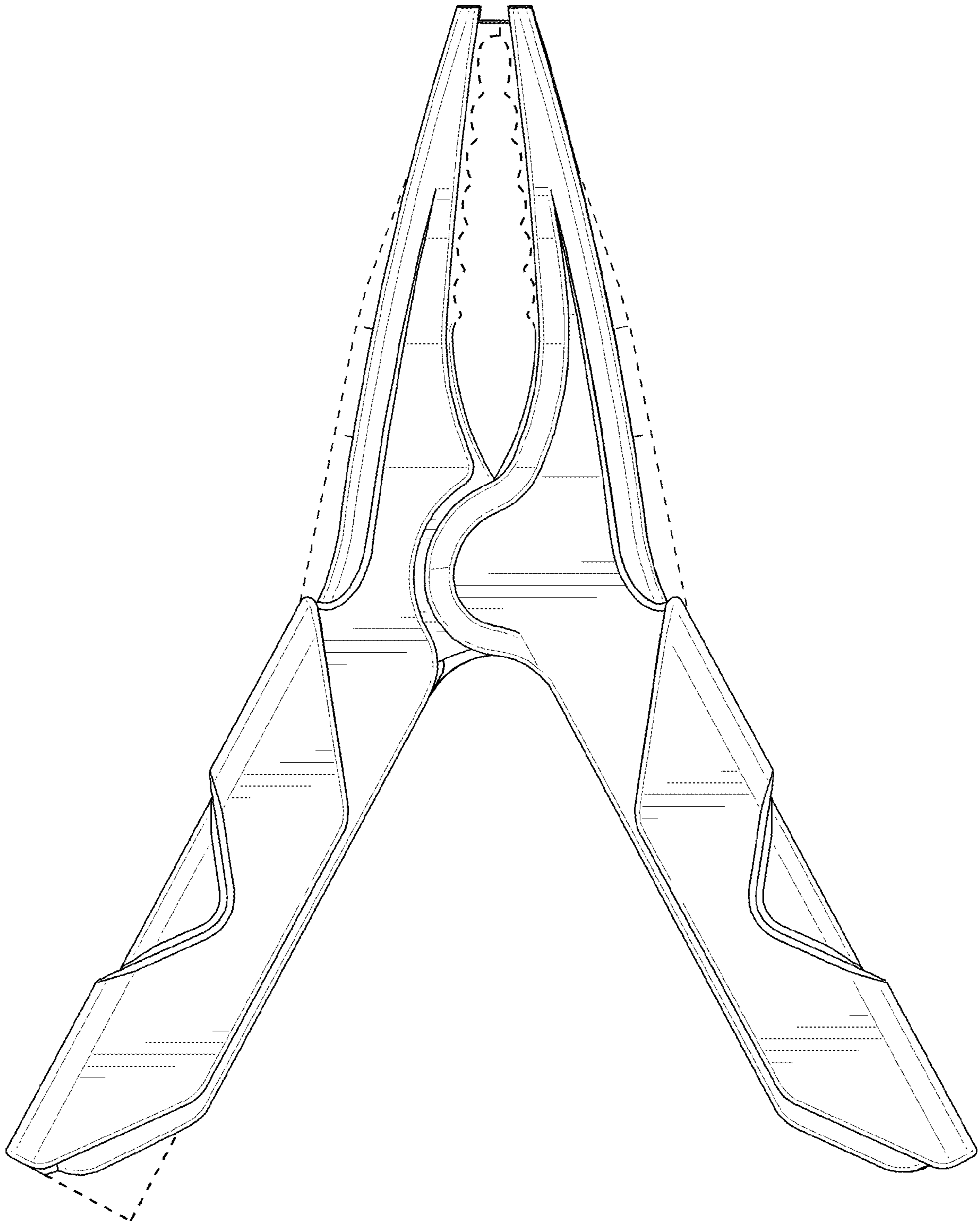
D258,818 S *	4/1981	Johnson	.....	D13/120
D304,928 S *	12/1989	Mize	.....	D13/120

**1 Claim, 7 Drawing Sheets**

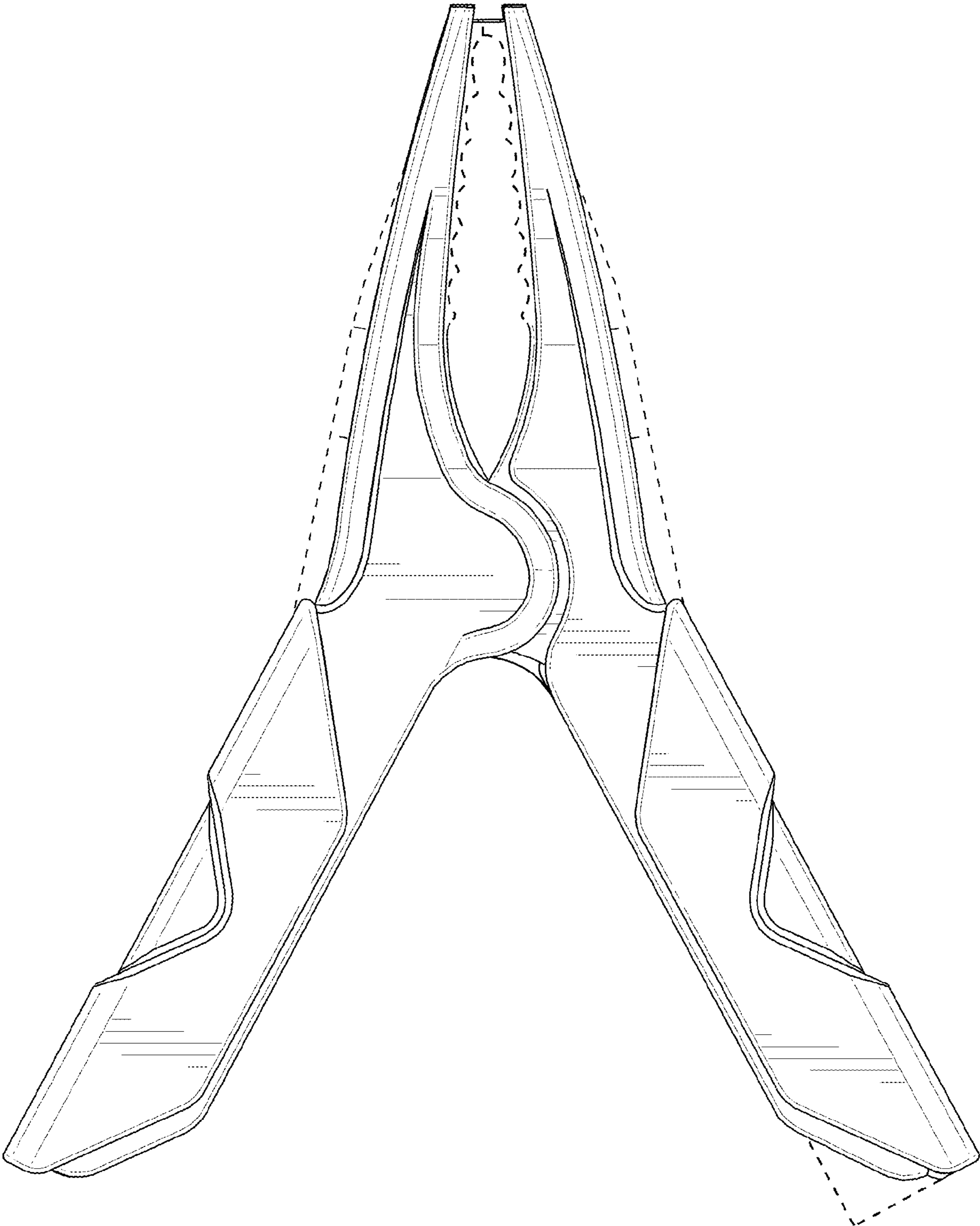




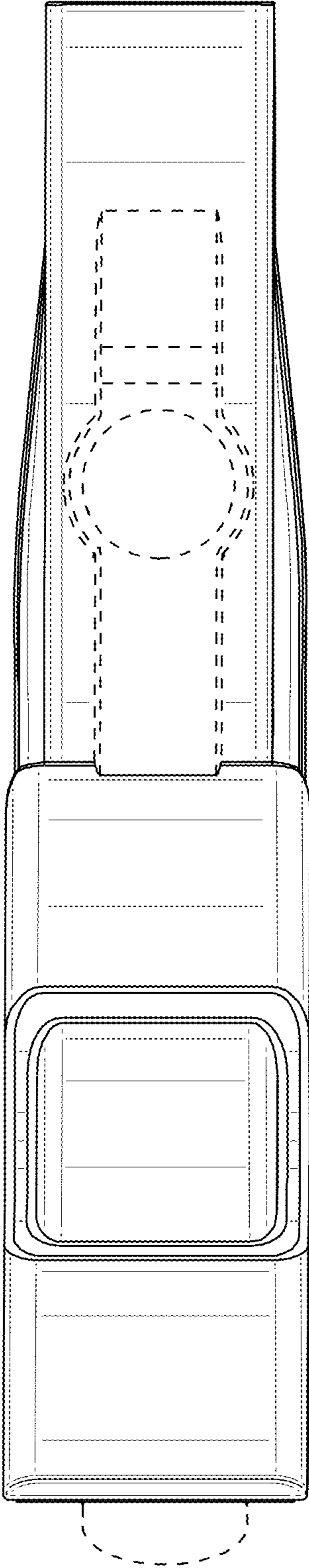
**FIG. 1**



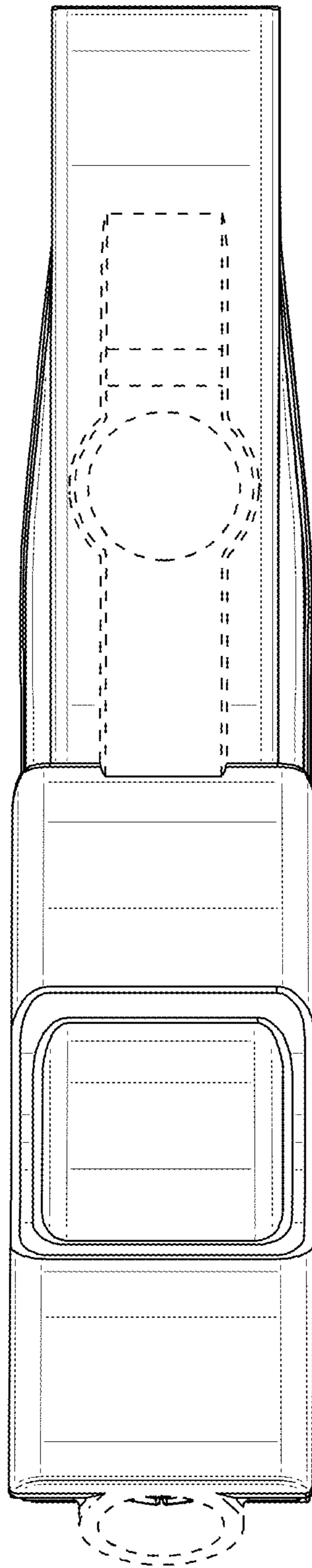




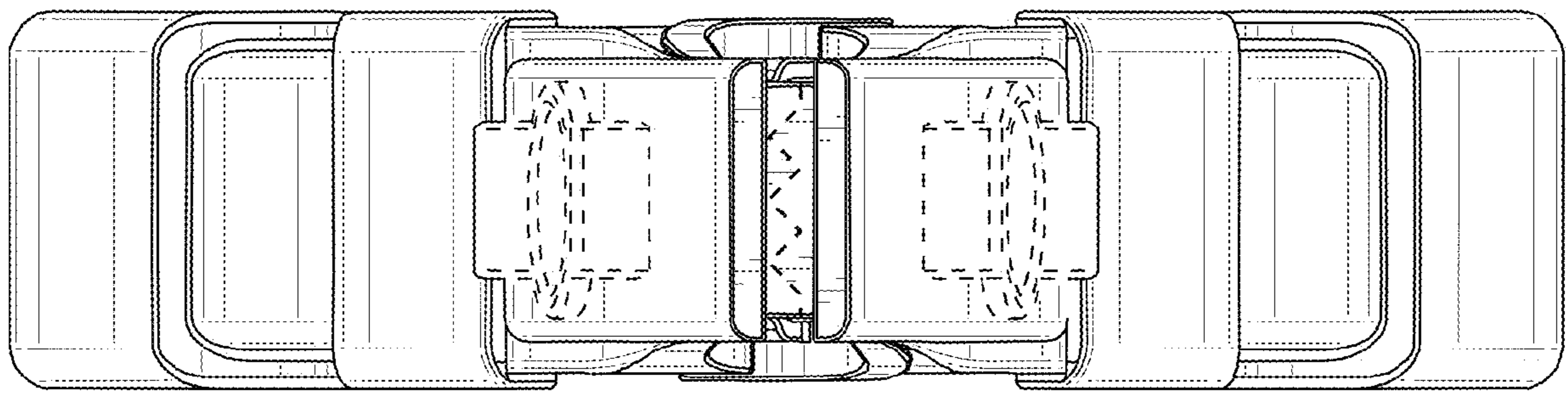
**FIG. 3**



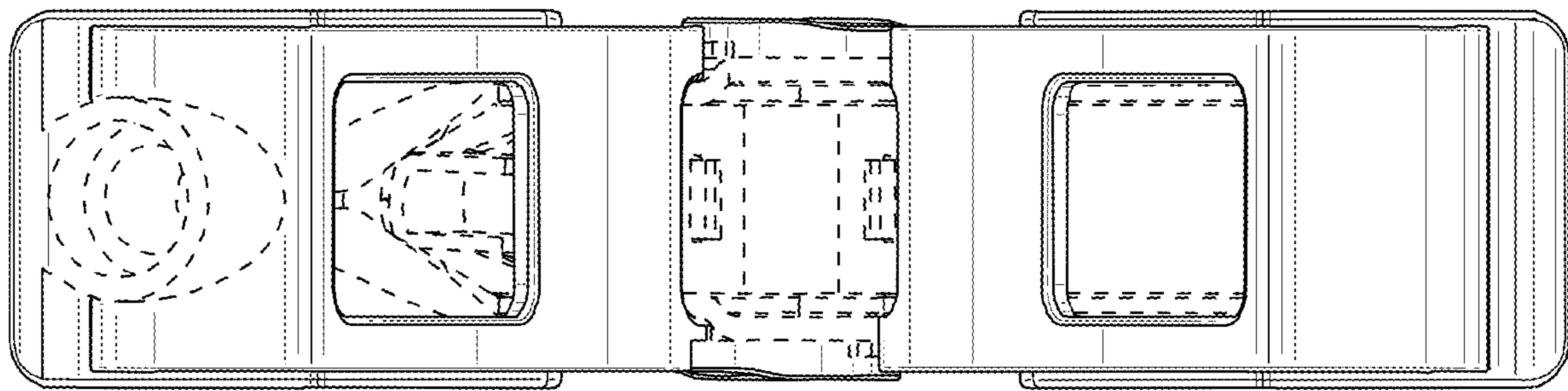
**FIG. 4**



**FIG. 5**



**FIG. 6**



**FIG. 7**