



US00D931783S

(12) **United States Design Patent** (10) **Patent No.:** **US D931,783 S**
Harada (45) **Date of Patent:** **** Sep. 28, 2021**

(54) **MOTORCYCLE TIRE**

FOREIGN PATENT DOCUMENTS

(71) Applicant: **BRIDGESTONE CORPORATION**,
Tokyo (JP)

JP D1353828 S 3/2009
JP D1393137 S 7/2011

(Continued)

(72) Inventor: **Yoichi Harada**, Fujisawa (JP)

OTHER PUBLICATIONS

(73) Assignee: **BRIDGESTONE CORPORATION**,
Tokyo (JP)

HJ2005746400, Website <URL: http://www.dunlop.co.jp/newsrelease/2008/2008_088.htm>, (Sumitomo Rubber Industries, Ltd.), Apr. 19, 2010, [database online], [retrieved on Jan. 26, 2009], Retrieved from the Known Design Database of the Japan Patent Office using Internet, <URL: <https://www.j-platpat.inpit.go.jp/d0200>>.

(Continued)

(**) Term: **15 Years**

(21) Appl. No.: **29/704,335**

(22) Filed: **Sep. 4, 2019**

Primary Examiner — George D. Kirschbaum

(74) *Attorney, Agent, or Firm* — Kenja IP Law PC

(30) **Foreign Application Priority Data**

Mar. 22, 2019 (JP) 2019-006133

(51) **LOC (13) Cl.** **12-15**

(52) **U.S. Cl.**

USPC **D12/535**

(58) **Field of Classification Search**

USPC D12/535

See application file for complete search history.

(56) **References Cited**

U.S. PATENT DOCUMENTS

- D528,066 S 9/2006 Shibamoto
- D555,074 S * 11/2007 Zawistowski D12/535
- D579,857 S 11/2008 Kumamoto
- D579,858 S 11/2008 Kumamoto
- D644,166 S * 8/2011 Yoshiya D12/535
- D678,179 S 3/2013 Larregain
- D684,521 S 6/2013 Larregain
- D718,701 S * 12/2014 Isaka D12/535
- D810,659 S * 2/2018 Nakamura D12/535

(Continued)

Primary Examiner — George D. Kirschbaum
(74) *Attorney, Agent, or Firm* — Kenja IP Law PC

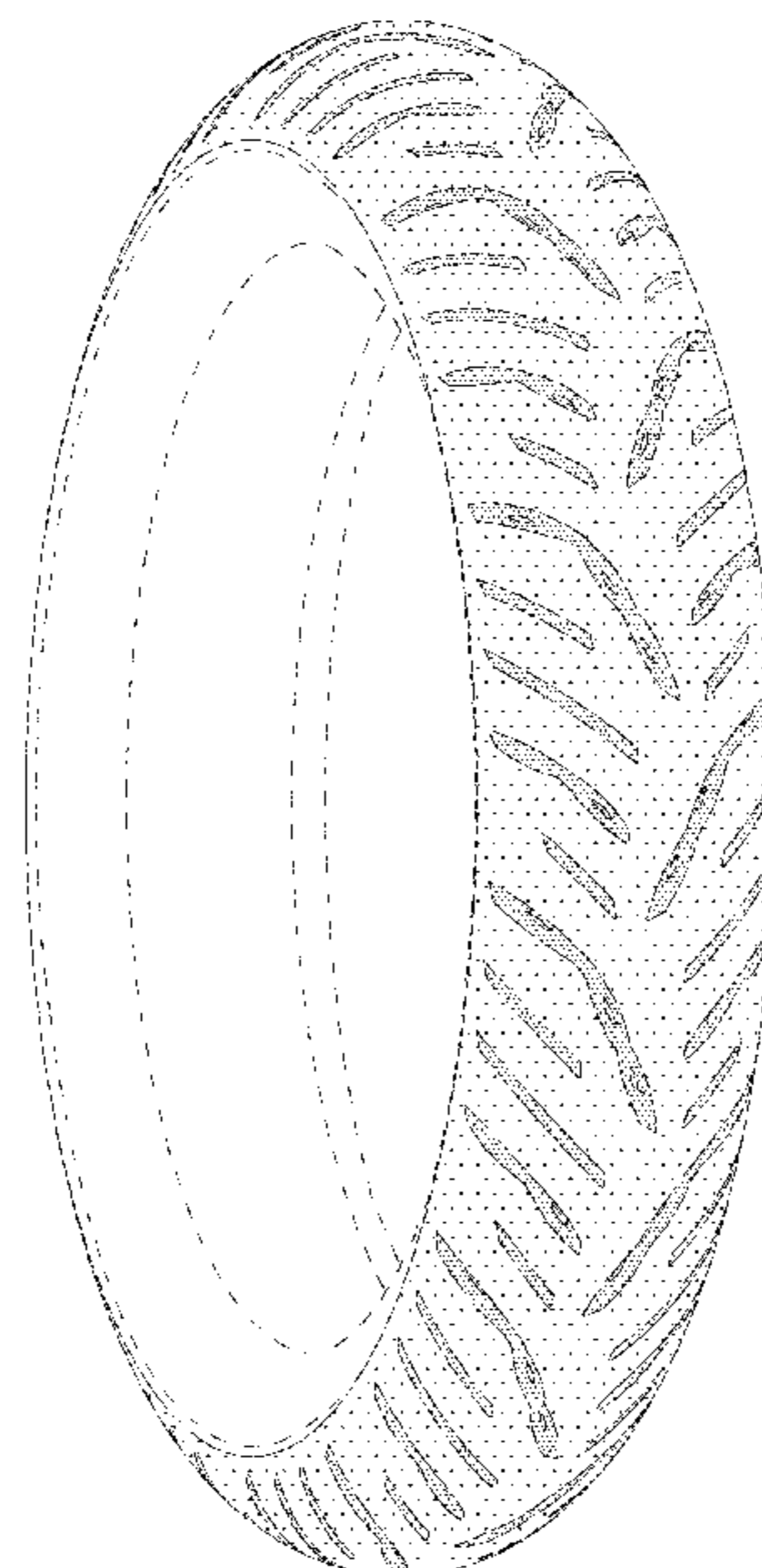
(57) **CLAIM**

The ornamental design for a motorcycle tire, as shown and described.

DESCRIPTION

FIG. 1 is a perspective view of a motorcycle tire showing my new design;
FIG. 2 is a front view thereof;
FIG. 3 is a top view thereof;
FIG. 4 is a right side view thereof;
FIG. 5 is a left side view thereof;
FIG. 6 is a fragmentary enlarged front view; and,
FIG. 7 is an end view taken along line 7-7 in FIG. 6.
In the drawings, the broken lines defining the sidewall, inner bead and the peripheral boundary between the claimed tire tread and the unclaimed sidewall depict environmental subject matter that forms no part of the claimed design. The light stippled surface shading represents the surface of the tire tread, and the dark stippled surface shading represents the recessed portion of the tread grooves, having the depth as shown in FIG. 7.

1 Claim, 7 Drawing Sheets



(56)

References Cited

U.S. PATENT DOCUMENTS

D810,660 S * 2/2018 Nakamura D12/535
D910,536 S * 2/2021 Harada D12/535

FOREIGN PATENT DOCUMENTS

JP D1459417 S 1/2013
WO 092805 3/2017

OTHER PUBLICATIONS

HJ2308117200, Website <URL: <http://www.bridgestone.co.jp/corporate/news/2012021701.html>>, (Bridgestone Corporation), Mar. 16, 2012, [database online], [retrieved on Mar. 13, 2012], Retrieved from the Known Design Database of the Japan Patent Office using Internet, <URL: <https://www.j-platpat.inpit.go.jp/d0200>>.

HJ2406921600, Website <URL: http://www.michelin.co.jp/Home/News-Promotions/News/20130205_02>, (Nihon Michelin Tire Co., Ltd.), Mar. 8, 2013, [database online], [retrieved on Mar. 4, 2013], Retrieved from the Known Design Database of the Japan Patent Office using Internet, <URL: <https://www.j-platpat.inpit.go.jp/d0200>>.

HJ2501658300, Website <URL: <http://www.michelin.de/motorradreifen/michelin-pilot-power-3>>, (Societe De Technologie Michelin), Jun. 18, 2013, [database online], [retrieved on May 28, 2013], Retrieved from the Known Design Database of the Japan Patent Office using Internet, <URL: <https://www.j-platpat.inpit.go.jp/d0200>>.

* cited by examiner

FIG. 1

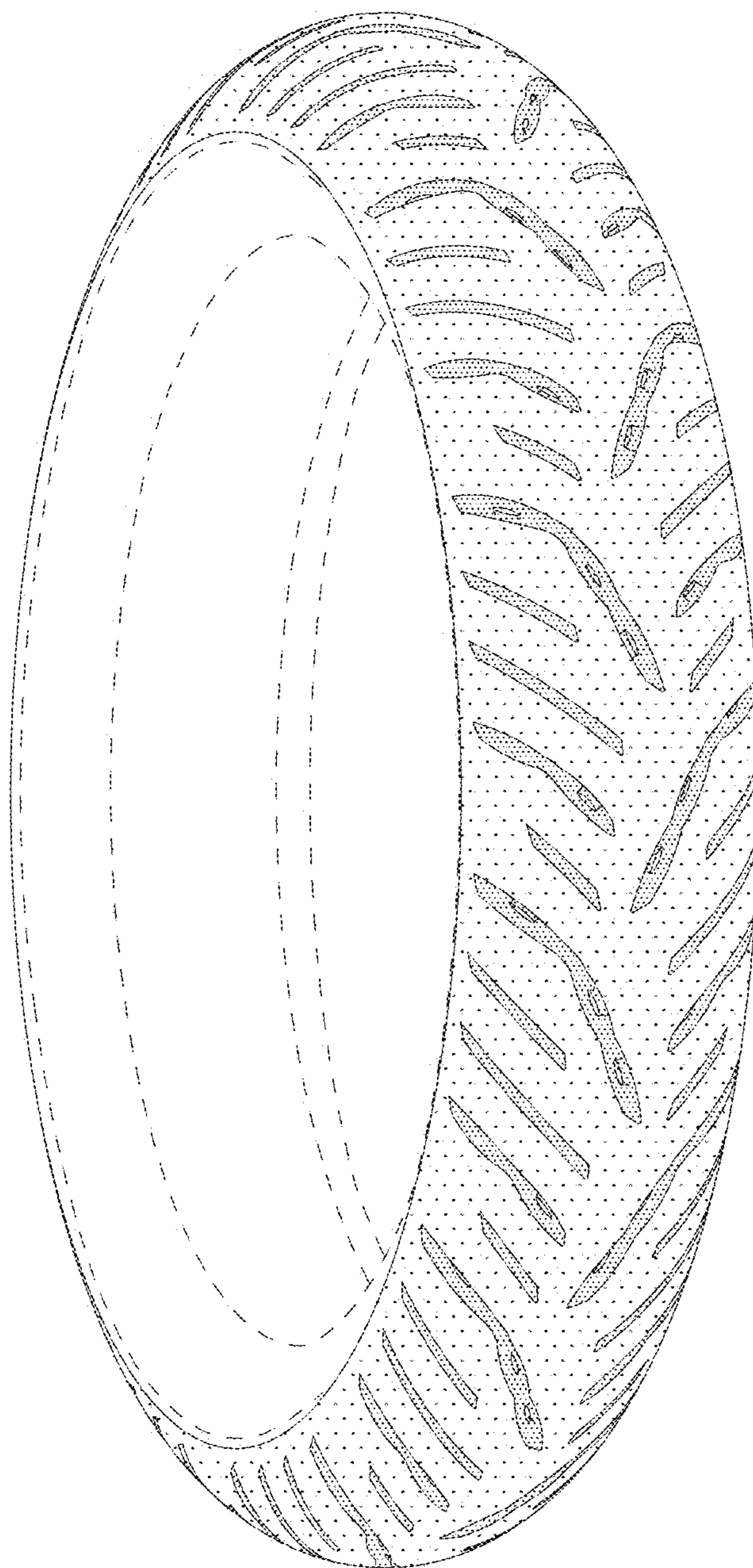


FIG. 2




FIG. 3

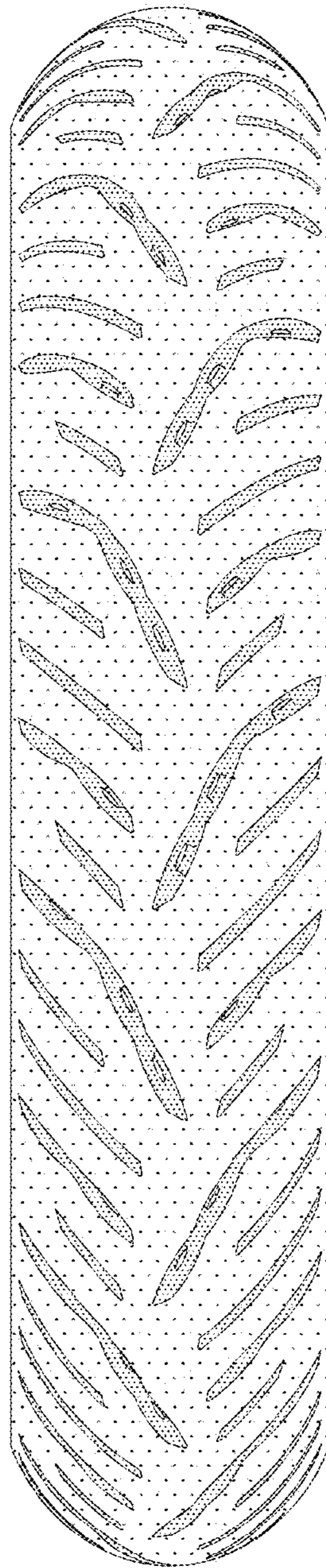


FIG. 4




FIG. 5




FIG. 6

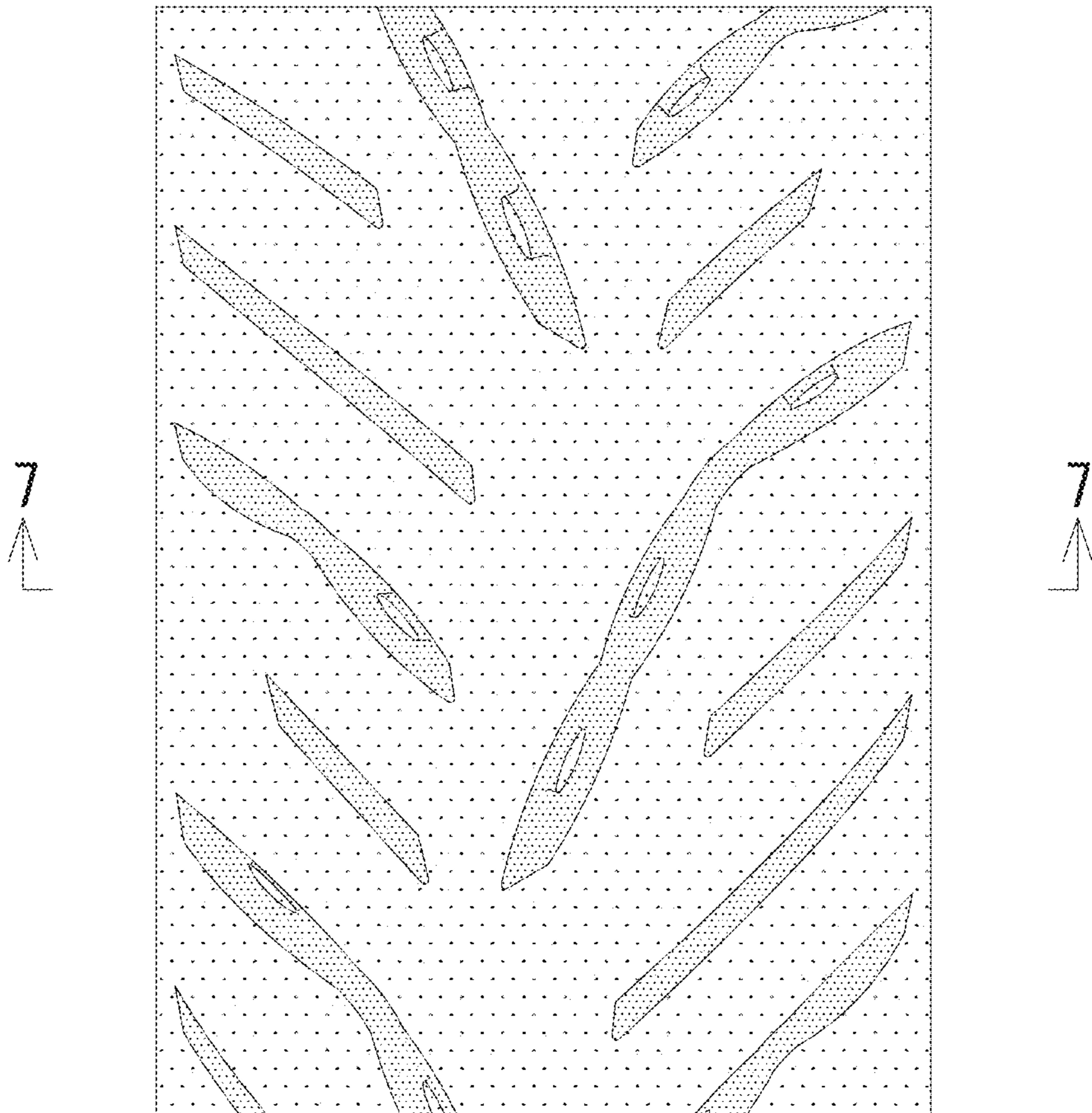


FIG. 7

